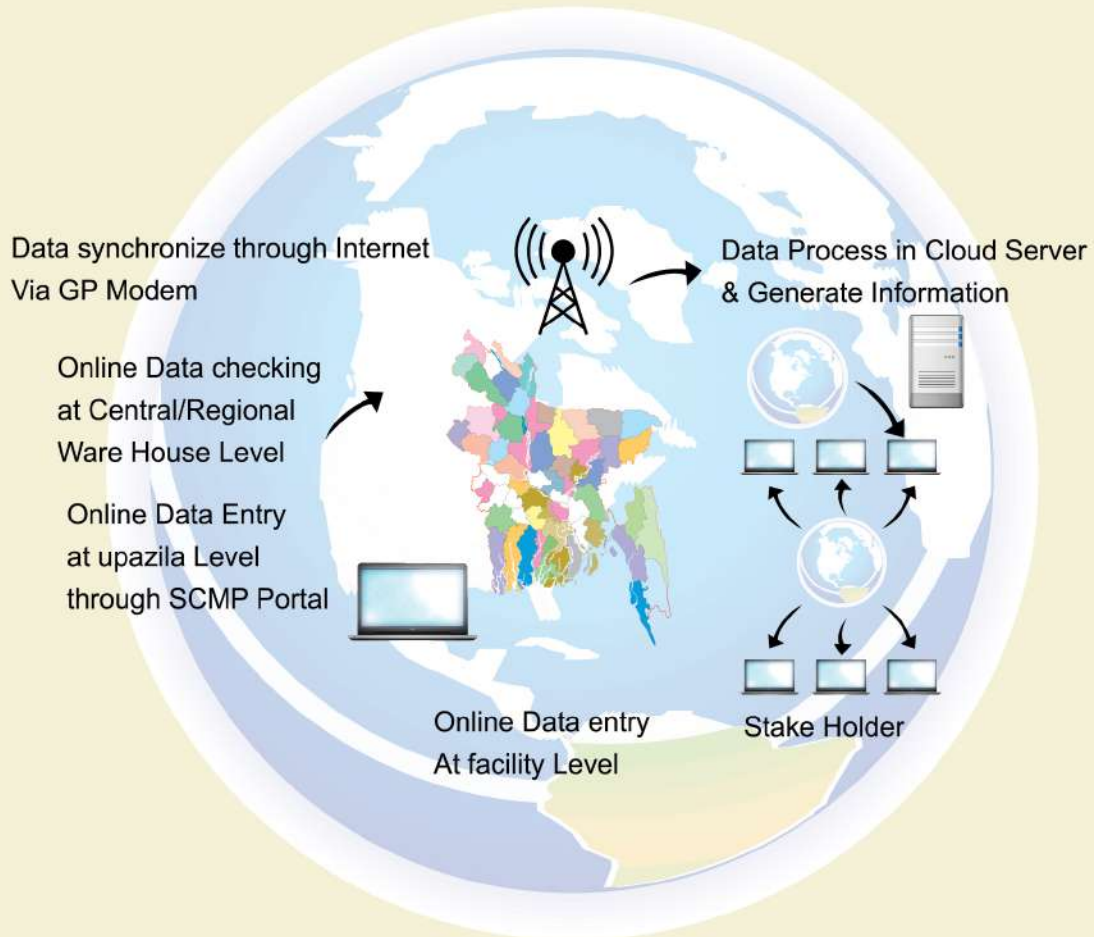




মুজিববর্ষে স্বাস্থ্য খাত
এগিয়ে যাবে অনেক ধাপ

FAMILY PLANNING MONTHLY LOGISTICS REPORT February 2021

Logistics Management Information System (LMIS) Data Flow System



Management Information System (MIS)
Directorate General of Family Planning (DGFP)

Government of the People's Republic of Bangladesh
Medical Education and Family Welfare Division
Directorate General of Family Planning
Management Information System (MIS)
6, Kawran Bazar, Dhaka- 1215
www.dgfp.gov.bd

Memo No. 59.11.00000.402.16.002.19.71

Date: 6 April, 2021.

Sub: Family Planning Monthly Logistics Report for the Month of February, 2021.

Family Planning Monthly Logistics Report for the Month of February, 2021 is sent herewith for your kind information & necessary action. This report is prepared on the basis of Form-7 submitted by Warehouses and Form-7B submitted by Upazila Family Planning Offices by using WIMS & UIMS operational tools. It provides useful information on monthly distribution and stock balance of all the major contraceptives & DDS Kits of Warehouse/Upazila Stores. For more information you are requested to visit at www.scmpbd.org web site.

Comments and suggestions for improvement of this report will be highly appreciated.



(Khan Md. Rezaul Karim)
Additional Secretary (MEFW Division)
and
Director & Line Director (MIS)
Phone: 55012352
Mail: dirmis@dgfp.gov.bd

Memo No. 59.11.00000.402.16.002.19.71/1(204)

Date: 6 April, 2021.

Copy of the report forwarded to:

1. Secretary, Medical Education & Family Welfare Division, Ministry of Health & Family Welfare, Bangladesh Secretariat, Dhaka.
2. Additional Secretary (Admin), Medical Education & Family Welfare Division, Ministry of Health & Family Welfare, Bangladesh Secretariat, Dhaka.
3. Director (Administration), Directorate General of Family Planning, 6 Kawran Bazar, Dhaka 1215.
4. Joint Secretary (Development), Medical Education & Family Welfare Division, Ministry of Health & Family Welfare, Bangladesh Secretariat, Dhaka.
5. Director (Logistics & Supply) and Line Director (Procurement, Storage & Supply Management), Directorate General of Family Planning, 6 Kawran Bazar, Dhaka 1215.
6. Director & Line Director (MIS), Directorate General of Family Planning, 6 Kawran Bazar, Dhaka.
7. Director Finance & Line Director (Family Planning Field Service Delivery), Directorate General of Family Planning, 6 Kawran Bazar, Dhaka 1215.
8. Director (IEM) & Line Director (Information, Education and Communication), Directorate General of Family Planning, 6 Kawran Bazar, Dhaka 1215.
9. Director (Planning) & Line Director (Planning Monitoring and Evaluation), Directorate General of Family Planning, 6 Kawran Bazar, Dhaka 1215.

10. Director (MCH-Services) & Line Director (MCRAH), Directorate General of Family Planning, 6 Kawran Bazar, Dhaka 1215.
11. Line Director (CCSDP, Directorate General of Family Planning, 6 Kawran Bazar, Dhaka 1215.
12. Director (Audit), Directorate General of Family Planning, 6 Kawran Bazar, Dhaka 1215.
13. Divisional Director, Family Planning, Dhaka / Chittagong / Rajshahi / Khulna / Sylhet / Barisal/ Rangpur/ Mymensingh Division.
14. Joint Chief (Planning), Health Service Division, Ministry of Health & Family Welfare, Bangladesh Secretariat, Dhaka
15. Joint Chief (Population & Planning wing), Planning commission, Sher-e-Bangla Nagar, Dhaka.
16. Joint Chief (Planning), Program Management and Monitoring Unit (PMMU), Azimpur, Dhaka-1205.
17. Superintendent, Maternal & Child Health Training Institute (MCHTI), Azimpur, Dhaka.
18. Director, Mohammadpur Fertility Services & Training Centre (MFSTC), Mohammadpur, Dhaka.
19. Director, Maternal & Child Health Training Institute (MCHTI), Lalkuthi, Mirpur, Dhaka.
20. P.S. to the Honorable Minister, Ministry of Health and Family Welfare, Bangladesh Secretariat, Dhaka, for kind information of the Honorable Minister.
21. Deputy Chief (Planning), Medical Education & Family Welfare Division, Ministry of Health & Family Welfare, Bangladesh Secretariat, Dhaka.
22. Additional Director (Drugs and Stores), Directorate General of Family Planning, Central Warehouse, Mohakhali, Dhaka.
23. Deputy Director, Family Planning, ----- District (You are requested to take appropriate measures to ensure timely online submission of Form 7B report from upazilas).
24. Regional/District Consultant, FPCS-QIT, District Family Planning Office, ----- District.
25. Central/Regional Supply Officer, Family Planning, ----- CWH/RWHs.
26. Assistant Maintenance Engineer, MIS Unit, DGFP (Requested to upload this report to DGFP website).
27. Country Project Director, SIAPS/MSH, House: 3, Road: No. 23B, Gulshan-1, Dhaka-1212.
28. Country Director, the World Bank, E-32, Agargaon, Sher-e-Bangla Nagar, Dhaka-1207.
29. Team Leader, Population & Health Team, USAID, Madani Avenue, Baridhara, Dhaka.
30. Country Representative, UNFPA, IDB Bhaban, Agargaon, Sher-E-Bangla Nagar, Dhaka.
31. Managing Director, SMC, SMC Tower, 33 Banani C/A, Dhaka-1213.
32. Documentation Center, IEM Unit, Directorate General of Family Planning, 6 Kawran Bazar, Dhaka.
33. Responsible person of Dispatch Section, MIS Unit, DGFP (Requested to distribute the published 'Family Planning Monthly Logistics Report' to concerned Person/Office/Organization).
34. PA to Director General, Directorate General of Family Planning, 6 Kawran Bazar, Dhaka 1215.
35. Concerned Organization/Person.



(Shafiul Haque)
Deputy Director (MIS)

Table Of Contents

	Page
1. DGFP Stock Status Report	1-2
2. National Receipts Quantity by Product by Month	3
3. National Level Contraceptive Summary Report	4
4. Stock Status Report at Different Levels	5
5. Contraceptive Stock Status by Product at Upazila Store and Field	6-10
6. Contraceptive Stock Status by Product at Regional Warehouses/Upazila	11-31
7. Month-wise Consumption Trend	32-34
8. Report on Upazila and Warehouse Having Stock Out in last month	35

1. DGFP Stock Status Report

Year →	2021												2022												2023												2024	
	3	4	5	6	7	8	9	10	11	12	1	2	3	4	5	6	7	8	9	10	11	12	1	2	3	4	5	6	7	8	9	10	11	12	1	2		
Min.-Max. →	Min						Max																															
Product ↓	CS - 98.99m : 12.0 MOS																																					
Condom	12.0 MOS												7.56m	67m = 8.1 MOS																								
*AMC = 8.22m													FY 2019-20: 175.75m (168.18m received)						FY 2020-21: 67m (GoB Rev.)																			
	CS - 105.58m : 17.2 MOS																																					
Pill (Total)	17.2 MOS												63.37m = 10.3 MOS																									
*AMC = 6.13m													FY 2020-21: 113.97m (50.6m received)																									
	CS (0.597): 47.4 MOS																																					
IUD	47.4 MOS (January 2025)																																					
*AMC = 12,588																			FY 2020-21: 16m (14m - RPA & 2m Rev.)																			
Injectables	38.3 MOS (April 2024)																																					
*AMC = 0.807m													FY 2020-21: 0.575m (RPA)																									
Implant	4.8 MOS				0.575m = 16.9 MOS																																	
*AMC = 33,963																																						
Pill (Total): 2nd & 3rd generation Shukhi and APON														Legend:																								
*AMC is calculated based on past 6-months consumption														<div style="display: flex; flex-direction: column; gap: 5px;"> <div style="display: flex; align-items: center;"> Current Stock (CS): Less than 3 MOS</div> <div style="display: flex; align-items: center;"> Current Stock (CS): MOS 3.0 to Less than 6 MOS</div> <div style="display: flex; align-items: center;"> Current Stock (CS): MOS 6 and above</div> <div style="display: flex; align-items: center;"> Planned for FY 2020-21</div> <div style="display: flex; align-items: center;"> Procurement completed, yet to be received</div> <div style="display: flex; align-items: center;"> Donation</div> </div>																								
Data Sources: DGFP/L&S unit, DGFP LMIS web site - https://scmpbd.org/																																						
Central Warehouse WIMS data and Approved DGFP Procurement Plan																																						
National min-max stock level is 6 & 10 MOS																																						
AMC = Average Monthly Consumption																																						

DGFP STOCK STATUS NOTES
(For Contraceptives)
Month: February 2021

CONDOM – Current national stock is 98.99 million pieces and this stock can be used up to February 2022.

- 2019-20: GoB (Rev.) – 175.75 million pcs: DGFP received total 168.18 million as of 28th February 2021. Rest 7.56 million is scheduled to deliver to DGFP from March 2021 and onward.
- 2020-21: GoB (Rev.) – 67 million pcs. (Revised plan): IFT published on 05-08-2020, tender opened on 17-08-2020, TEC meeting held on 31-08-2020 and contract signed on 08/10/2020.

PILL – Current national stock of Oral Contraceptive Pill is 105.58 million cycles which will go up to July 2022.

- 2020-21: GoB (RPA) – 22.47 million cycles (2nd Generation): Tender rejected and IFT (Retender) published on 18-11-2020 and TOC held on 02-12-2020. TEC held on 06/01/2021. Proposal Send to ministry for approval on 07-02-2021.
- 2020-21: GoB (RPA) – 54.5 million cycles (3rd Generation): 1st and 2nd TEC meeting held on 12/10/2020 and 20/10/2020 respectively. Send to CCGP through ministry for approval on 22-11-2020. Proposal approved by CCGP on 23/12/2020. Contract signed on 11/01/2021(For Lot-01) and 18/01/2021(For Lot 02 & 03). DGFP received 13.6 million as of 28th February 2021. Rest 40.9 million is scheduled to deliver to DGFP from March 2021 and onward.
- 2020-21: GoB (RPA) – 4 million cycles (POP - Apon): IFT published on 02-09-20 and Tender opened on 30-09-20. TEC meeting held on 19-10-20. NOA issued on 15-11-2020. Contract signed on 09/12/2020. DGFP received the total quantity in February 2021.
- 2020-21: GoB (Rev.) – 31m (2nd Generation): Contract signed on 15/10/2020. DGFP received all 31 million cycles as of 31st January 2021.
- 2020-21: GoB (Rev.) – 6 million (3rd Generation): Contract signed on 14/10/2020. DGFP received total 6 million cycles in November & December 2020.
- 2020-21: GoB (Rev.) – 0.5 million cycles (POP- APON): Contract signed on 04/10/2020. DGFP received the total quantity in November 2020.

IUD – Current national stock is 0.597 million pcs and this stock can be used up to January 2025.

INJECTABLES – Current stock of 30.97 million vials and that can be used up to April 2024.

- 2020-21: GoB (RPA) – 14 million vials: IFT published on 16-09-2020. TEC held on 28-10-2020, Send to ministry on 05-11-2020 for approval. Contract signed on 14/12/2020. DGFP received total 14 million in January & February 2021.
- 2020-21: GoB (Rev.) – 2 million vials: Contract signed on 07/10/2020 and DGFP received full quantity as of 31st October 2020.

IMPLANT – Current stock is 0.162 million sets and this can be used up to July 2021.

- 2019-20: GoB (RPA) - 300,000 sets (Two rods – Revised plan): TEC held on 17-02-2021 and tender rejected again on 22-02-21 for 3rd time. And again IFT published on 25/02/2021 as retender 4th time.
- 2020-21: GoB (RPA)–0.275 million sets of single rod implant plan approved by DG. IFT published on 05-10-2020. Tender opened on 19-11-2020. Tender rejected due to not dropping by any vendor.
- 2020-21: GoB (RPA) – 0.275 million sets of two rod implant plan approved by DG. IFT published on 18-01-2021. Tender will be opened on 08-03-2021.

You can also download the previous reports from <http://www.scmpbd.org>

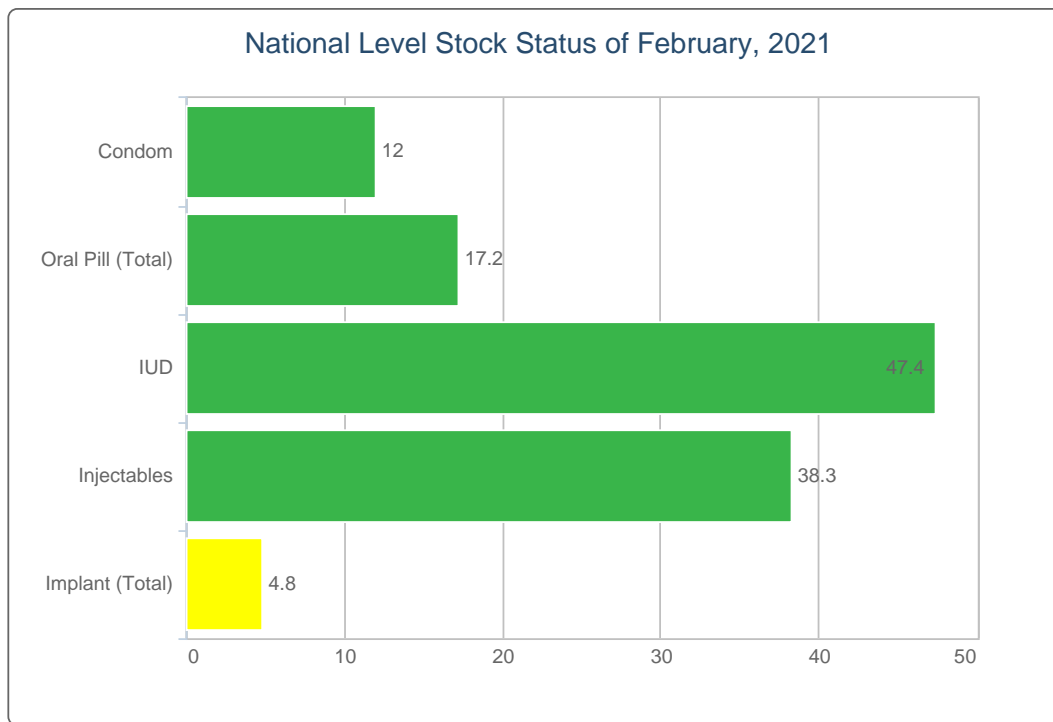
2. National Receipts Quantity by Product by Month

Contraceptive Received Report

Month: February, 2021

Item	Supplier	Receiver	Date Receipts	Qty
Condom	ESSENTIAL DRUGS CO. LTD.	Barishal RWH	28/02/21	14,190,000
	KHULNA ESSENTIAL LATEX PLANT (KELP)	Mymensingh RWH	28/02/21	15,428,000
Total				29,618,000
APON	RENATA LIMITED	Barishal RWH	28/02/21	4,000,000
Total				4,000,000
Injectables	TECHNO DRUGS Ltd	Khulna RWH	28/02/21	4,500,000
Total				4,500,000
Disposable Syr.	JMI SYRINGE & MEDICAL DEVICES LTD.	Bogura RWH	28/02/21	2,760,000
Total				2,760,000

3. National Level Contraceptive Summary Report



■ MOS: < 3.0

■ MOS: 3.0 - 5.9

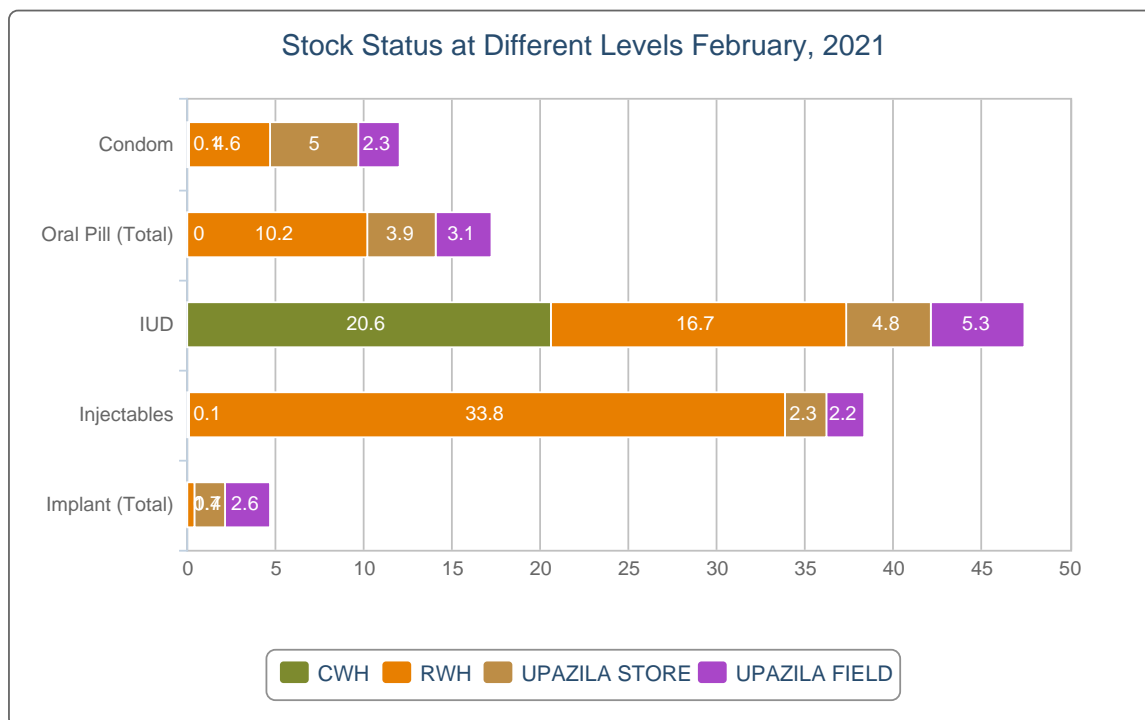
■ MOS: 6.0 and above

MOS = Month of Stock

National Level Stock Status of February, 2021

SL	Name of Products	Reported Consumption	Reported Closing Balance	Average Monthly Consumption	MOS
1	Condom	8,042,720	98,997,243	8,219,067	12.0
2	Oral Pill (Total)	6,142,402	105,584,433	6,131,666	17.2
3	IUD	10,963	597,168	12,588	47.4
4	Injectables	789,353	30,976,729	807,756	38.3
5	Implant (Total)	29,381	162,280	33,993	4.8

4. Stock Status Report at Different Levels

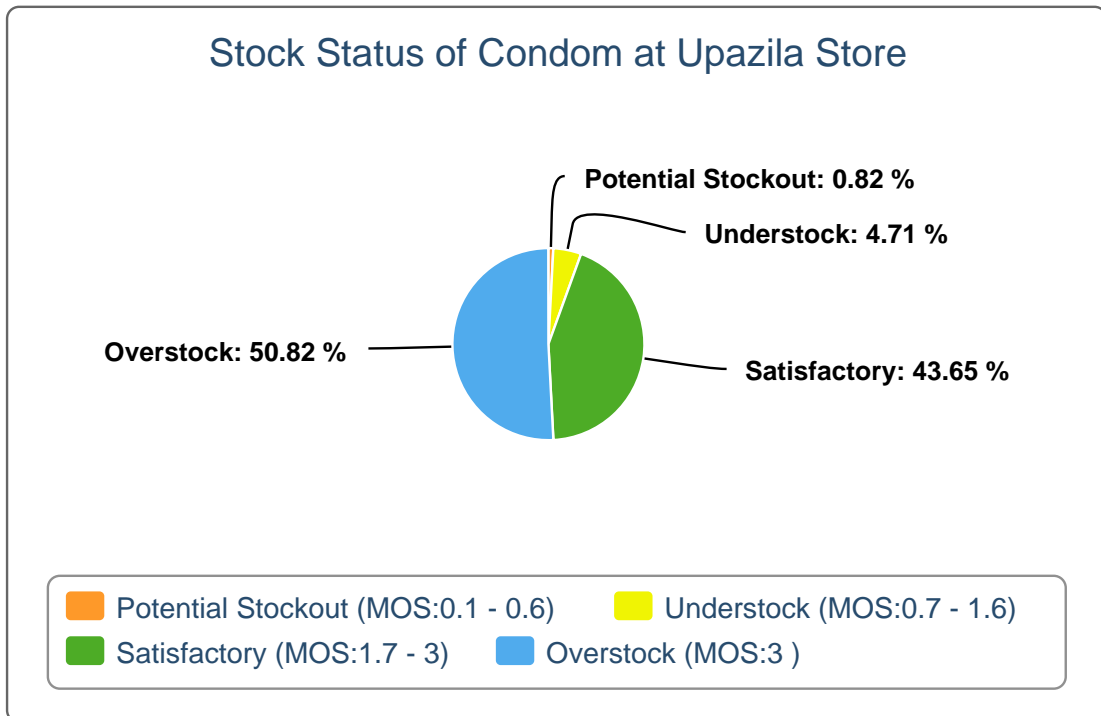


Stock Status at Different Levels February, 2021

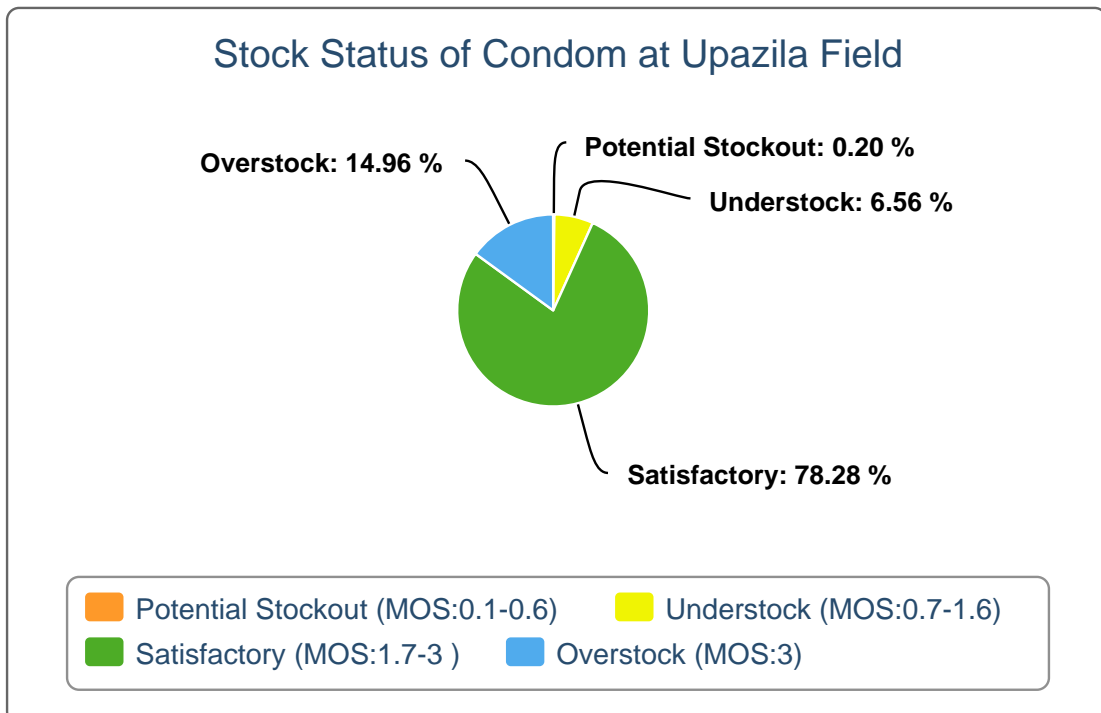
Products	Avg. Consump. of Last 6 Months	CWH Level	MOS	RWH Level	MOS	Upazila Level	MOS	Field Level	MOS	National Level	MOS
Condom	8,219,067	982,800	0.1	38,006,200	4.6	41,352,383	5	18,655,860	2.3	98,997,243	12
Oral Pill (Total)	6,131,666	221,450	0	62,339,988	10.2	24,033,413	3.9	18,989,582	3.1	105,584,433	17.2
IUD	12,588	259,650	20.6	210,678	16.7	60,209	4.8	66,631	5.3	597,168	47.4
Injectables	807,756	48,581	0.1	27,277,900	33.8	1,855,133	2.3	1,795,115	2.2	30,976,729	38.3
Implant (Total)	33,993	1,100	0	13,786	0.4	57,643	1.7	89,751	2.6	162,280	4.8

5. Contraceptive Stock Status by Product at Upazila Store and Field

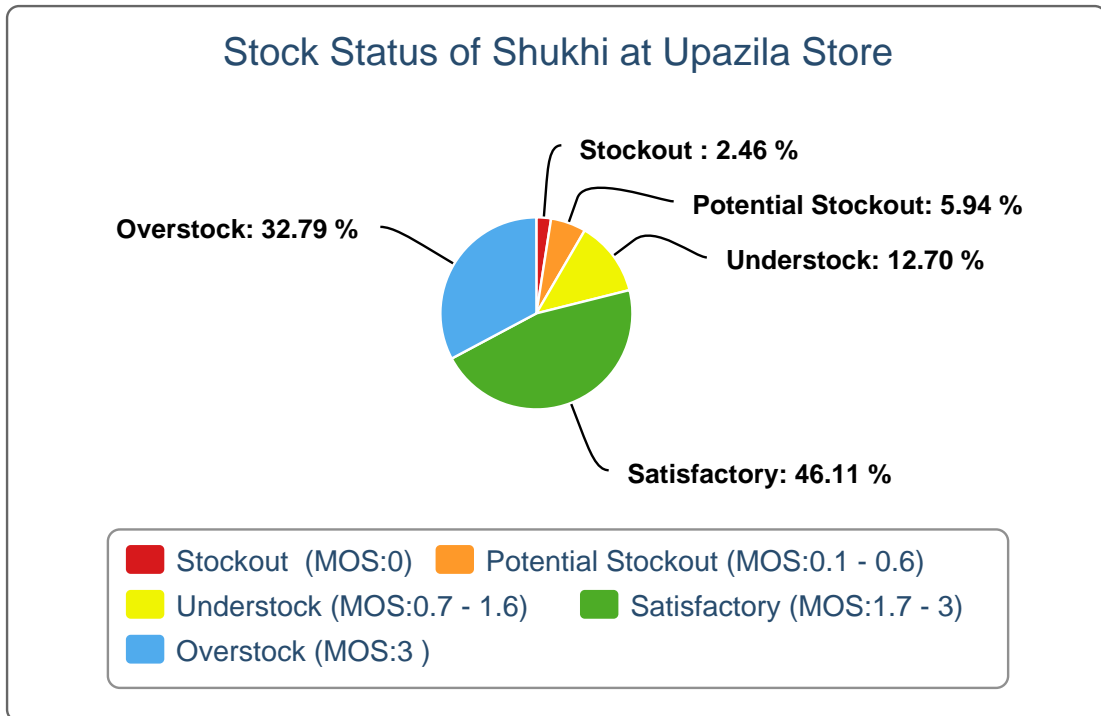
5(a).



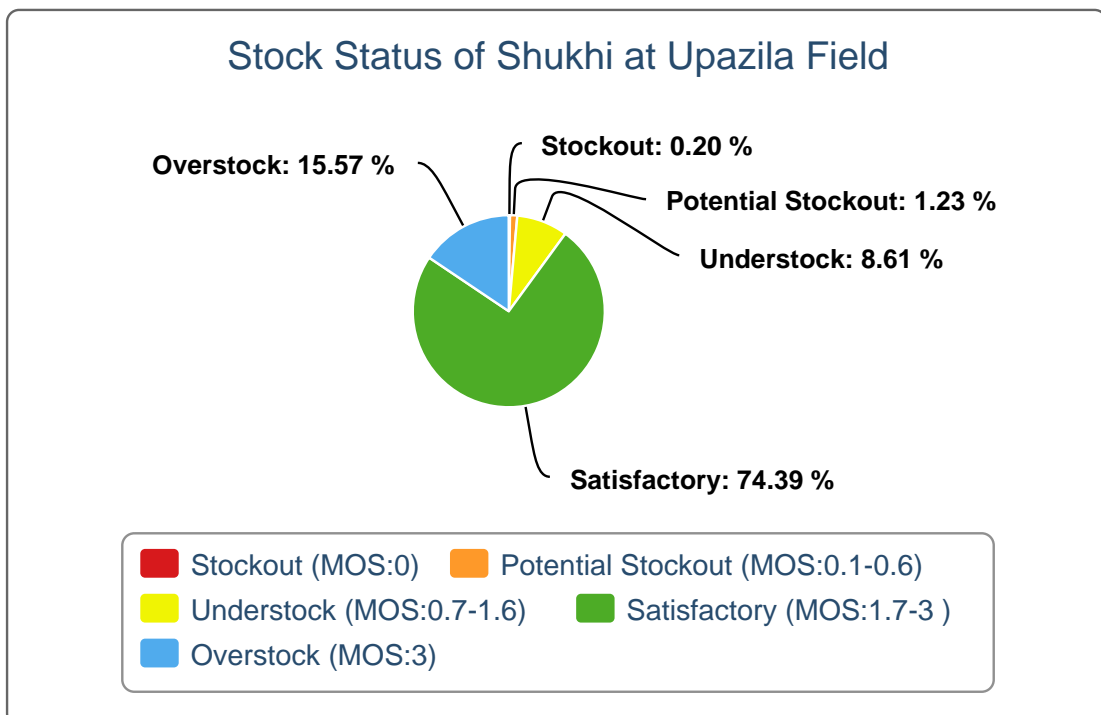
5(b).



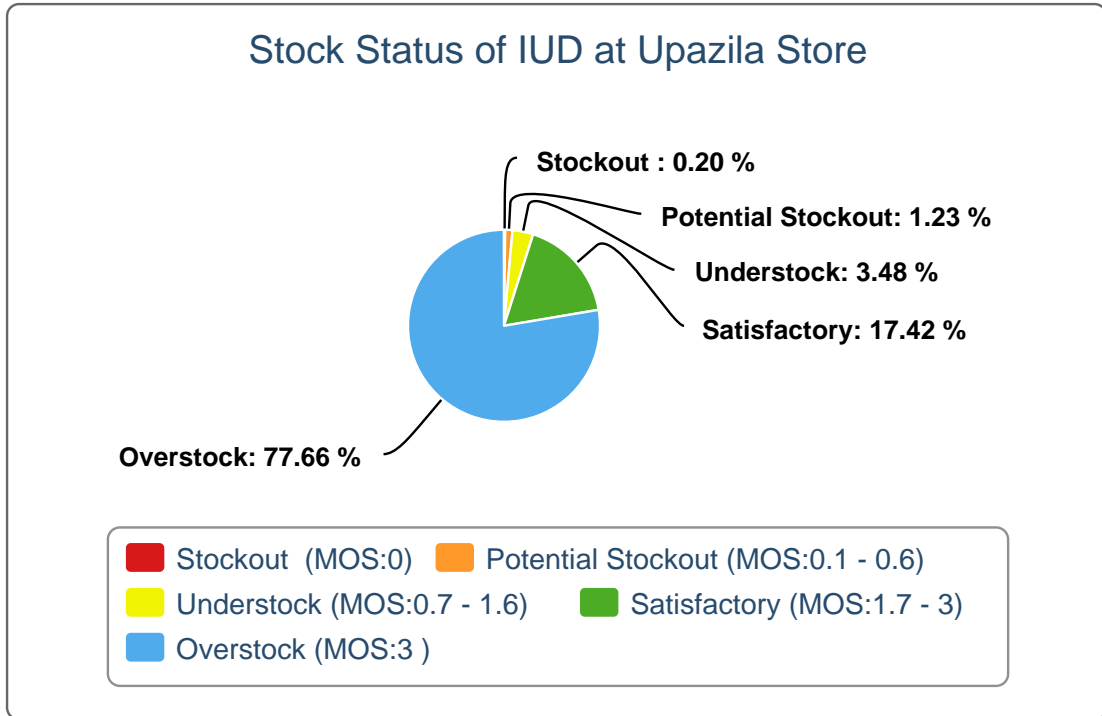
5(c).



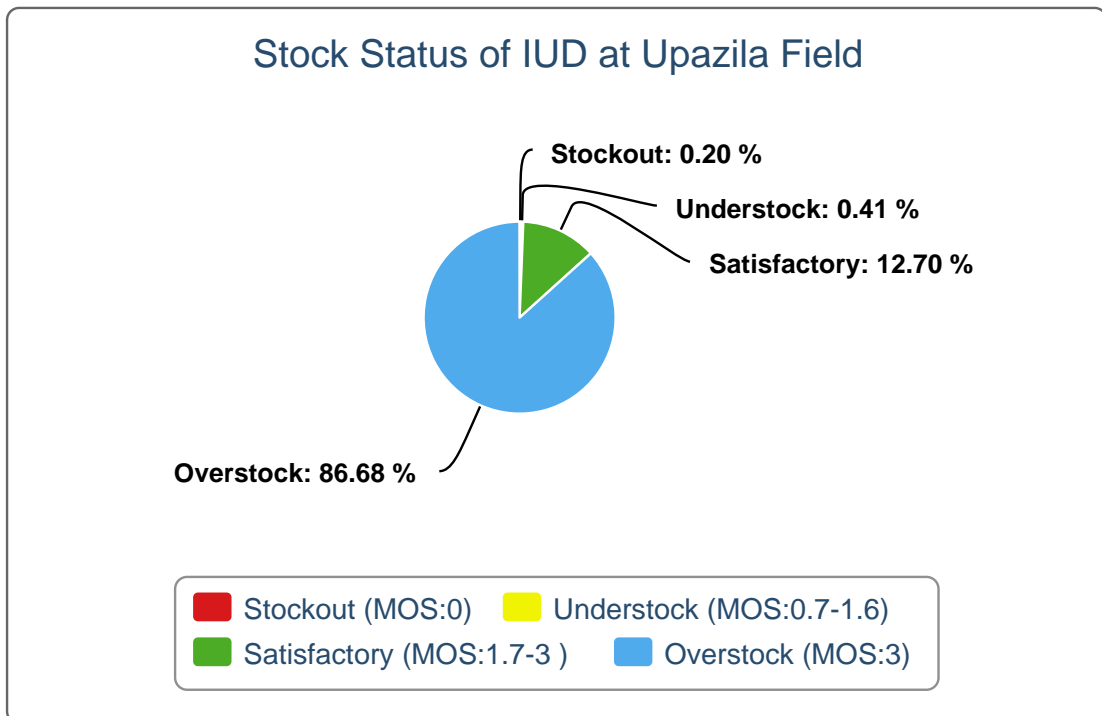
5(d).



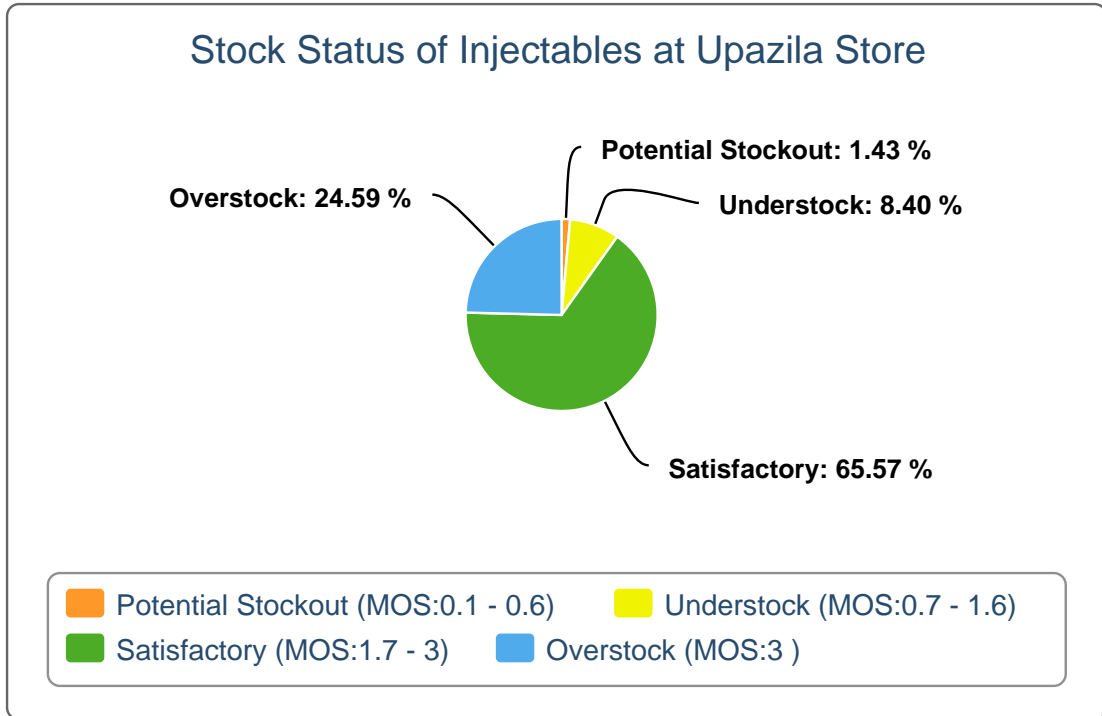
5(e).



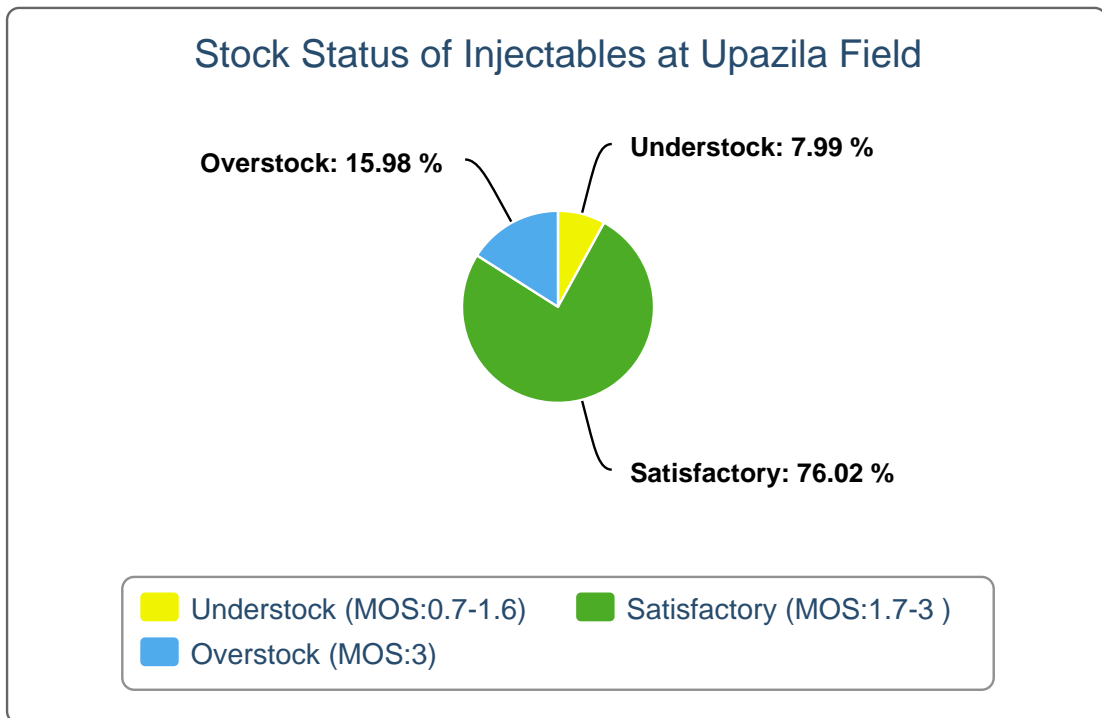
5(f).



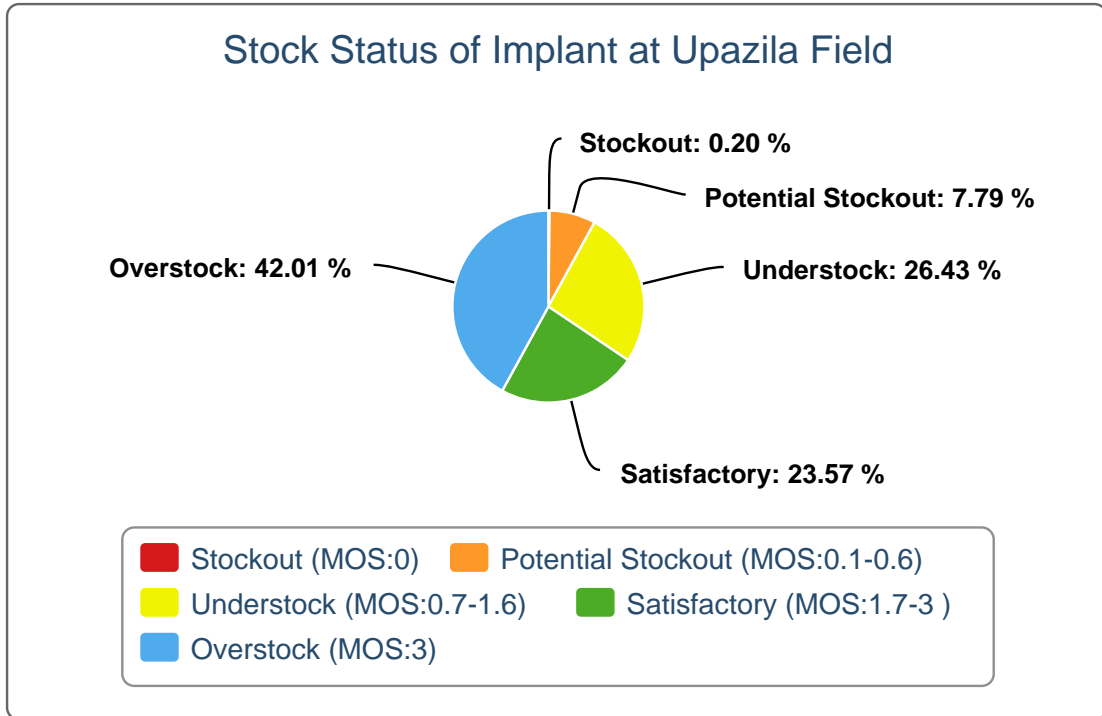
5(g).



5(h).



5(i).



6(a). Contraceptive Stock Status by Product at Regional Warehouses

SL	WH Name	Condom			Shukhi			IUD			Injectables			Implant		
		CBL	AMD	MOS	CBL	AMD	MOS	CBL	AMD	MOS	CBL	AMD	MOS	CBL	AMD	MOS
1	Bandarban RWH	180,000	34,883	5.2	161,760	21,335	7.6	990	135	7.3	15,000	2,696	5.6	150	180	0.8
2	Barishal RWH	3,614,400	211,843	17.1	60,480	179,983	0.3	11,550	346	33.4	71,900	27,194	2.6	800	954	0.8
3	Bhola RWH	273,600	42,948	6.4	117,600	51,453	2.3	4,450	127	35.0	65,000	27,081	2.4	750	344	2.2
4	Bogura RWH	451,200	499,629	0.9	20,620,000	333,636	61.8	20,075	445	45.1	7,321,000	29,176	250.9	600	2,360	0.3
5	Chattogram RWH	11,003,000	376,611	29.2	21,688,778	287,013	75.6	26,030	1,302	20.0	10,178,300	46,232	220.2	0	2,341	0.0
6	Cumilla RWH	338,400	428,135	0.8	508,800	329,894	1.5	3,950	1,259	3.1	195,000	55,645	3.5	350	2,477	0.1
7	Dhaka CWH	982,800	1,228,395	0.8	221,450	707,158	0.3	259,650	1,743	149.0	48,581	90,012	0.5	1,100	3,149	0.3
8	Dinajpur RWH	982,800	171,795	5.7	97,440	252,603	0.4	14,500	351	41.3	67,000	30,602	2.2	100	2,144	0.0
9	Faridpur RWH	1,062,000	455,886	2.3	588,480	285,074	2.1	15,600	707	22.1	144,000	31,077	4.6	100	2,224	0.0
10	Jamalpur RWH	957,600	292,492	3.3	387,840	226,116	1.7	9,800	226	43.4	37,000	25,228	1.5	50	1,082	0.0
11	Jashore RWH	921,600	427,075	2.2	803,040	257,136	3.1	12,550	353	35.6	46,900	37,602	1.2	2,550	1,295	2.0
12	Khulna RWH	793,600	512,489	1.5	13,526,250	324,440	41.7	19,450	498	39.1	8,426,500	31,886	264.3	400	1,365	0.3
13	Kushtia RWH	658,800	281,516	2.3	696,000	143,658	4.8	5,563	171	32.5	92,300	29,093	3.2	1,300	839	1.5
14	Mymensingh RWH	9,261,200	592,731	15.6	257,280	724,019	0.4	2,500	756	3.3	98,500	50,484	2.0	800	2,605	0.3
15	Noakhali RWH	1,119,600	214,705	5.2	765,120	155,028	4.9	5,550	711	7.8	60,500	37,453	1.6	300	1,405	0.2
16	Pabna RWH	871,200	458,493	1.9	517,920	313,392	1.7	2,100	724	2.9	66,000	40,692	1.6	600	862	0.7
17	Patuakhali RWH	273,600	95,316	2.9	434,880	127,710	3.4	10,500	280	37.5	36,700	21,425	1.7	475	1,093	0.4
18	Rajshahi RWH	111,600	611,431	0.2	179,040	259,880	0.7	15,370	304	50.6	27,800	29,870	0.9	1,600	1,293	1.2
19	Rangamati RWH	190,800	44,056	4.3	192,000	34,960	5.5	600	88	6.8	28,000	2,780	10.1	150	266	0.6
20	Rangpur RWH	3,594,800	472,142	7.6	97,920	597,840	0.2	9,150	1,118	8.2	151,000	94,661	1.6	1,111	2,647	0.4
21	Sylhet RWH	1,051,200	527,279	2.0	514,560	330,642	1.6	16,600	604	27.5	123,500	45,411	2.7	300	2,113	0.1
22	Tangail RWH	295,200	239,217	1.2	124,800	188,696	0.7	3,800	340	11.2	26,000	21,456	1.2	1,300	955	1.4

6(b). Contraceptive Stock Status by Product at Upazila

SL	Warehouse Name	Upazila Name	Condom			Shukhi			IUD			Injectables			Implant		
			CBL	AMD	MOS	CBL	AMD	MOS	CBL	AMD	MOS	CBL	AMD	MOS	CBL	AMD	MOS
1	Bandarban RWH	Alikadam	20,592	9,179	2.2	6,920	3,479	2.0	108	26	4.2	2,580	479	5.4	162	34	4.8
2	Bandarban RWH	Bandarban Sadar	7,240	3,414	2.1	8,390	3,601	2.3	78	34	2.3	1,227	522	2.4	83	45	1.8
3	Bandarban RWH	Lama	14,016	5,641	2.5	10,960	5,223	2.1	92	45	2.0	2,006	624	3.2	62	27	2.3
4	Bandarban RWH	Naikhongchhari	8,276	6,330	1.3	10,235	3,348	3.1	27	8	3.4	1,328	594	2.2	50	29	1.7
5	Bandarban RWH	Rowangchhari	11,208	2,490	4.5	8,715	1,952	4.5	28	7	4.0	943	202	4.7	20	15	1.3
6	Bandarban RWH	Ruma	19,788	5,649	3.5	9,805	1,716	5.7	34	7	4.9	732	108	6.8	95	7	13.6
7	Bandarban RWH	Thanchi	7,530	2,180	3.5	3,555	2,016	1.8	42	8	5.3	200	167	1.2	66	23	2.9
8	Barishal RWH	Agailjhara	12,710	6,665	1.9	33,887	7,709	4.4	60	9	6.7	1,423	666	2.1	50	29	1.7
9	Barishal RWH	Babuganj	335,900	5,118	65.6	35,035	6,267	5.6	42	12	3.5	1,202	549	2.2	50	38	1.3
10	Barishal RWH	Bakerganj	697,840	15,452	45.2	40,935	13,894	2.9	87	22	4.0	3,493	1,885	1.9	50	76	0.7
11	Barishal RWH	Banari Para	337,924	5,162	65.5	26,695	6,834	3.9	52	6	8.7	1,037	521	2.0	50	38	1.3
12	Barishal RWH	Barishal Sadar (kotwali)	73,848	35,834	2.1	38,265	15,148	2.5	116	55	2.1	6,565	3,433	1.9	15	113	0.1
13	Barishal RWH	Bhandaria	72,088	10,425	6.9	30,775	7,561	4.1	129	20	6.5	2,022	1,036	2.0	50	40	1.3
14	Barishal RWH	Gaurnadi	86,500	8,795	9.8	42,275	9,943	4.3	92	15	6.1	1,464	985	1.5	100	51	2.0
15	Barishal RWH	Hizla	160,844	7,493	21.5	30,705	5,394	5.7	39	9	4.3	2,921	1,426	2.0	200	14	14.3
16	Barishal RWH	Indurkani	190,880	4,173	45.7	25,205	4,621	5.5	101	6	16.8	2,568	615	4.2	50	29	1.7
17	Barishal RWH	Jhalokati Sadar	128,500	8,062	15.9	29,280	6,903	4.2	30	12	2.5	1,629	808	2.0	0	92	0.0
18	Barishal RWH	Kanthalia	104,817	4,140	25.3	12,475	4,419	2.8	45	4	11.3	1,277	632	2.0	100	23	4.3
19	Barishal RWH	Kawkhali	52,200	4,755	11.0	27,880	3,498	8.0	75	14	5.4	835	357	2.3	50	29	1.7
20	Barishal RWH	Mathbaria	210,876	13,875	15.2	52,790	17,104	3.1	46	21	2.2	3,178	1,601	2.0	10	50	0.2
21	Barishal RWH	Mehendiganj	55,620	11,442	4.9	36,440	10,499	3.5	95	28	3.4	10,103	4,648	2.2	200	13	15.4
22	Barishal RWH	Muladi	22,976	9,653	2.4	15,855	7,192	2.2	45	8	5.6	3,510	1,792	2.0	52	19	2.7
23	Barishal RWH	Nalchity	61,248	6,185	9.9	17,150	6,501	2.6	45	12	3.8	2,686	1,309	2.1	60	25	2.4
24	Barishal RWH	Nazirpur	196,116	14,118	13.9	13,145	11,256	1.2	69	22	3.1	2,000	1,379	1.5	50	44	1.1
25	Barishal RWH	Nesarabad (swarupkati)	171,736	16,493	10.4	47,395	12,332	3.8	121	25	4.8	2,665	1,371	1.9	50	77	0.6

SL	Warehouse Name	Upazila Name	Condom			Shukhi			IUD			Injectables			Implant		
			CBL	AMD	MOS	CBL	AMD	MOS	CBL	AMD	MOS	CBL	AMD	MOS	CBL	AMD	MOS
26	Barishal RWH	Pirojpur Sadar	101,916	9,647	10.6	24,135	7,658	3.2	94	27	3.5	1,828	864	2.1	100	49	2.0
27	Barishal RWH	Rajapur	114,976	5,575	20.6	19,235	4,667	4.1	50	4	12.5	1,098	546	2.0	100	9	11.1
28	Barishal RWH	Wazirpur	999,780	8,781	113.9	36,390	10,583	3.4	75	15	5.0	1,602	771	2.1	50	96	0.5
29	Bhola RWH	Bhola Sadar	22,382	11,758	1.9	48,488	10,743	4.5	134	53	2.5	10,474	5,067	2.1	420	131	3.2
30	Bhola RWH	Burhanuddin	19,030	3,237	5.9	29,475	7,431	4.0	34	18	1.9	7,434	1,335	5.6	300	42	7.1
31	Bhola RWH	Char Fasson	31,200	14,101	2.2	56,855	14,618	3.9	93	28	3.3	17,765	8,731	2.0	200	68	2.9
32	Bhola RWH	Daulat Khan	31,594	1,758	18.0	51,091	4,378	11.7	125	4	31.3	7,100	3,499	2.0	500	13	38.5
33	Bhola RWH	Lalmohan	22,210	6,800	3.3	39,674	9,338	4.2	92	16	5.8	10,950	5,149	2.1	250	28	8.9
34	Bhola RWH	Manpura	9,676	4,017	2.4	9,330	2,398	3.9	72	3	24.0	4,900	1,761	2.8	20	36	0.6
35	Bhola RWH	Tazumuddin	39,226	1,277	30.7	50,446	2,547	19.8	80	5	16.0	5,039	1,539	3.3	0	26	0.0
36	Bogura RWH	Adamdighi	21,000	9,715	2.2	72,570	6,035	12.0	167	13	12.8	1,122	255	4.4	0	50	0.0
37	Bogura RWH	Akkelpur	19,392	5,966	3.3	788,660	4,727	166.8	53	12	4.4	1,015	351	2.9	0	74	0.0
38	Bogura RWH	Atrai	34,700	11,459	3.0	39,845	10,908	3.7	98	6	16.3	1,722	493	3.5	0	41	0.0
39	Bogura RWH	Badalgachhi	22,026	9,442	2.3	28,825	9,904	2.9	26	6	4.3	1,591	1,190	1.3	100	60	1.7
40	Bogura RWH	Bogura Sadar	176,600	72,505	2.4	68,257	14,226	4.8	132	36	3.7	4,660	2,154	2.2	65	152	0.4
41	Bogura RWH	Dhamoirhat	28,784	7,438	3.9	35,725	6,947	5.1	49	8	6.1	1,363	544	2.5	50	18	2.8
42	Bogura RWH	Dhunat	73,800	31,945	2.3	74,650	19,973	3.7	95	12	7.9	4,419	1,932	2.3	50	105	0.5
43	Bogura RWH	Dhupchanchia	23,250	8,310	2.8	52,915	7,391	7.2	59	11	5.4	1,850	682	2.7	50	127	0.4
44	Bogura RWH	Gabtali	34,212	26,776	1.3	35,130	14,234	2.5	74	4	18.5	2,493	2,290	1.1	150	107	1.4
45	Bogura RWH	Ghoraghat	23,300	5,247	4.4	32,295	6,233	5.2	91	13	7.0	1,100	299	3.7	50	36	1.4
46	Bogura RWH	Hakimpur	21,600	6,879	3.1	35,895	4,034	8.9	53	11	4.8	1,127	247	4.6	100	37	2.7
47	Bogura RWH	Joypurhat Sadar	43,848	16,745	2.6	40,705	10,881	3.7	165	32	5.2	2,809	788	3.6	300	177	1.7
48	Bogura RWH	Kahaloo	40,896	17,328	2.4	39,765	11,021	3.6	113	29	3.9	2,423	881	2.8	0	129	0.0
49	Bogura RWH	Kalai	25,956	6,235	4.2	45,560	7,664	5.9	36	9	4.0	1,045	375	2.8	50	46	1.1
50	Bogura RWH	Khetlal	13,536	7,125	1.9	30,440	4,673	6.5	23	8	2.9	897	243	3.7	0	63	0.0

SL	Warehouse Name	Upazila Name	Condom			Shukhi			IUD			Injectables			Implant		
			CBL	AMD	MOS	CBL	AMD	MOS	CBL	AMD	MOS	CBL	AMD	MOS	CBL	AMD	MOS
51	Bogura RWH	Mahadebpur	37,920	15,694	2.4	58,865	15,893	3.7	28	9	3.1	2,451	795	3.1	0	140	0.0
52	Bogura RWH	Manda	53,600	22,497	2.4	72,060	28,102	2.6	302	58	5.2	4,747	1,846	2.6	50	80	0.6
53	Bogura RWH	Nandigram	10,300	8,885	1.2	13,005	10,033	1.3	60	4	15.0	630	368	1.7	0	49	0.0
54	Bogura RWH	Naogaon Sadar	40,224	25,218	1.6	43,985	15,262	2.9	94	16	5.9	2,329	1,378	1.7	50	84	0.6
55	Bogura RWH	Niamatpur	45,284	15,381	2.9	768,520	13,303	57.8	174	10	17.4	2,439	840	2.9	100	75	1.3
56	Bogura RWH	Panchbibi	32,660	10,881	3.0	51,183	7,101	7.2	78	14	5.6	2,834	829	3.4	351	115	3.1
57	Bogura RWH	Patnitala	36,300	8,954	4.1	37,819	8,807	4.3	54	9	6.0	1,846	599	3.1	100	61	1.6
58	Bogura RWH	Porsha	21,888	10,655	2.1	62,170	8,981	6.9	81	13	6.2	2,243	468	4.8	50	28	1.8
59	Bogura RWH	Raninagar	25,108	11,189	2.2	46,550	7,899	5.9	60	5	12.0	1,011	497	2.0	100	27	3.7
60	Bogura RWH	Sapahar	24,014	10,389	2.3	37,450	9,579	3.9	75	6	12.5	949	983	1.0	150	45	3.3
61	Bogura RWH	Sariakandi	30,024	15,926	1.9	472,615	9,008	52.5	86	21	4.1	1,786	1,146	1.6	150	108	1.4
62	Bogura RWH	Shajahanpur	37,978	44,908	0.8	20,190	12,938	1.6	29	12	2.4	1,551	1,073	1.4	0	91	0.0
63	Bogura RWH	Sherpur	79,092	30,340	2.6	84,085	18,432	4.6	107	19	5.6	4,042	1,570	2.6	50	73	0.7
64	Bogura RWH	Shibganj	44,300	15,408	2.9	72,100	20,072	3.6	50	7	7.1	7,000	3,324	2.1	150	81	1.9
65	Bogura RWH	Sonatola	55,280	10,189	5.4	60,065	9,375	6.4	132	32	4.1	2,370	736	3.2	100	81	1.2
66	Chattogram RWH	Anowara	38,100	9,119	4.2	162,800	9,833	16.6	129	20	6.5	1,139	886	1.3	200	41	4.9
67	Chattogram RWH	Banshkhali	14,772	11,810	1.3	16,255	10,177	1.6	74	14	5.3	1,834	2,082	0.9	450	125	3.6
68	Chattogram RWH	Boalkhali	274,788	8,574	32.0	198,039	9,314	21.3	70	28	2.5	902	484	1.9	100	46	2.2
69	Chattogram RWH	Chakaria	31,476	14,449	2.2	46,460	15,237	3.0	175	70	2.5	6,636	3,371	2.0	100	98	1.0
70	Chattogram RWH	Chandanaish	13,200	7,353	1.8	22,255	7,321	3.0	102	28	3.6	2,371	854	2.8	100	34	2.9
71	Chattogram RWH	Cox's Bazar Sadar	59,076	18,376	3.2	136,000	14,123	9.6	126	67	1.9	6,280	3,094	2.0	585	121	4.8
72	Chattogram RWH	Dighinala	22,122	8,531	2.6	22,673	8,633	2.6	91	16	5.7	2,290	956	2.4	100	45	2.2
73	Chattogram RWH	Double Mooring	93,468	46,756	2.0	23,425	11,303	2.1	369	204	1.8	5,556	2,522	2.2	380	159	2.4
74	Chattogram RWH	Fatikchhari	230,100	13,513	17.0	231,250	14,195	16.3	78	23	3.4	2,301	1,708	1.3	50	201	0.2
75	Chattogram RWH	Hathazari	30,977	27,683	1.1	22,055	15,053	1.5	127	23	5.5	1,038	1,171	0.9	250	57	4.4

SL	Warehouse Name	Upazila Name	Condom			Shukhi			IUD			Injectables			Implant		
			CBL	AMD	MOS	CBL	AMD	MOS	CBL	AMD	MOS	CBL	AMD	MOS	CBL	AMD	MOS
76	Chattogram RWH	Khagrachhari Sadar	39,744	3,539	11.2	70,245	5,258	13.4	66	43	1.5	961	511	1.9	121	31	3.9
77	Chattogram RWH	Kutubdia	45,852	2,347	19.5	30,095	2,892	10.4	246	28	8.8	8,248	936	8.8	200	100	2.0
78	Chattogram RWH	Lakshmichhari	6,781	1,285	5.3	10,438	2,154	4.8	36	12	3.0	289	98	2.9	100	12	8.3
79	Chattogram RWH	Lohagara	15,106	5,859	2.6	375,404	6,630	56.6	84	13	6.5	2,689	1,243	2.2	200	34	5.9
80	Chattogram RWH	Mahalchhari	21,740	3,128	7.0	10,735	4,012	2.7	69	5	13.8	600	265	2.3	100	24	4.2
81	Chattogram RWH	Maheshkhali	13,352	7,141	1.9	31,475	15,856	2.0	19	47	0.4	3,485	3,052	1.1	78	130	0.6
82	Chattogram RWH	Manikchhari	8,600	1,238	6.9	12,865	1,819	7.1	129	3	43.0	854	427	2.0	100	36	2.8
83	Chattogram RWH	Matiranga	41,700	7,679	5.4	19,210	6,857	2.8	110	31	3.5	1,946	799	2.4	52	54	1.0
84	Chattogram RWH	Mirsharai	16,274	11,567	1.4	17,950	12,055	1.5	17	45	0.4	1,859	1,602	1.2	100	53	1.9
85	Chattogram RWH	Panchhari	22,684	2,585	8.8	18,220	4,214	4.3	91	4	22.8	392	168	2.3	100	27	3.7
86	Chattogram RWH	Panchlaish	20,104	39,204	0.5	19,976	8,929	2.2	107	111	1.0	3,210	2,213	1.5	40	112	0.4
87	Chattogram RWH	Patiya	46,100	18,556	2.5	46,860	17,372	2.7	225	105	2.1	4,000	1,860	2.2	180	123	1.5
88	Chattogram RWH	Pekua	55,800	7,441	7.5	48,375	7,118	6.8	80	30	2.7	2,026	2,504	0.8	150	50	3.0
89	Chattogram RWH	Ramgarh	19,168	3,447	5.6	14,000	3,607	3.9	40	6	6.7	444	200	2.2	100	28	3.6
90	Chattogram RWH	Ramu	25,148	9,898	2.5	25,900	6,966	3.7	66	58	1.1	4,705	2,212	2.1	0	92	0.0
91	Chattogram RWH	Rangunia	28,251	12,929	2.2	31,376	10,677	2.9	82	44	1.9	3,059	1,435	2.1	100	47	2.1
92	Chattogram RWH	Raozan	18,488	9,942	1.9	31,660	9,454	3.3	80	58	1.4	1,665	1,059	1.6	300	97	3.1
93	Chattogram RWH	Sandwip	37,534	8,894	4.2	52,775	10,856	4.9	161	13	12.4	6,924	1,138	6.1	60	71	0.8
94	Chattogram RWH	Satkania	17,960	9,755	1.8	27,255	7,976	3.4	89	15	5.9	1,658	720	2.3	150	75	2.0
95	Chattogram RWH	Sitakunda	10,669	13,068	0.8	12,665	8,568	1.5	77	36	2.1	1,364	1,124	1.2	100	34	2.9
96	Chattogram RWH	Teknaf	48,300	24,194	2.0	30,800	12,917	2.4	85	65	1.3	8,520	4,212	2.0	270	116	2.3
97	Chattogram RWH	Ukhia	15,740	6,751	2.3	33,775	5,637	6.0	89	37	2.4	2,878	1,326	2.2	93	68	1.4
98	Cumilla RWH	Akhaura	47,836	6,655	7.2	20,221	5,273	3.8	163	15	10.9	3,468	719	4.8	10	24	0.4
99	Cumilla RWH	Ashuganj	76,800	11,965	6.4	34,680	6,235	5.6	245	18	13.6	3,419	770	4.4	50	52	1.0
100	Cumilla RWH	Banchhampur	92,100	15,624	5.9	47,880	8,876	5.4	226	23	9.8	3,872	1,548	2.5	50	111	0.5

SL	Warehouse Name	Upazila Name	Condom			Shukhi			IUD			Injectables			Implant		
			CBL	AMD	MOS	CBL	AMD	MOS	CBL	AMD	MOS	CBL	AMD	MOS	CBL	AMD	MOS
101	Cumilla RWH	Barura	48,744	12,674	3.8	34,710	16,278	2.1	154	37	4.2	6,016	3,061	2.0	200	38	5.3
102	Cumilla RWH	Bijoy Nagar	82,908	12,237	6.8	44,041	8,506	5.2	214	17	12.6	5,134	1,356	3.8	100	95	1.1
103	Cumilla RWH	Brahman Para	55,600	6,573	8.5	46,030	6,973	6.6	275	24	11.5	3,007	668	4.5	11	52	0.2
104	Cumilla RWH	Brahmanbaria Sadar	128,000	25,562	5.0	90,295	10,002	9.0	337	60	5.6	4,923	2,101	2.3	0	140	0.0
105	Cumilla RWH	Burichang	93,278	18,370	5.1	46,410	15,328	3.0	240	26	9.2	5,388	1,523	3.5	200	85	2.4
106	Cumilla RWH	Chandina	68,421	12,445	5.5	36,458	13,444	2.7	190	33	5.8	3,456	2,698	1.3	50	25	2.0
107	Cumilla RWH	Chandpur Sadar	44,300	12,855	3.4	41,750	12,378	3.4	250	97	2.6	5,354	2,127	2.5	100	111	0.9
108	Cumilla RWH	Chauddagram	83,536	17,170	4.9	44,405	15,121	2.9	233	23	10.1	6,383	3,260	2.0	100	47	2.1
109	Cumilla RWH	Cumilla Adarsha Sadar	41,100	39,820	1.0	44,570	15,294	2.9	153	111	1.4	2,437	2,726	0.9	17	169	0.1
110	Cumilla RWH	Cumilla Sadar Dakshin	61,300	14,783	4.1	43,220	14,500	3.0	158	26	6.1	1,037	2,638	0.4	60	63	1.0
111	Cumilla RWH	Daudkandi	133,128	10,301	12.9	62,385	9,044	6.9	307	61	5.0	8,331	1,619	5.1	50	39	1.3
112	Cumilla RWH	Debidwar	111,600	16,649	6.7	45,760	14,734	3.1	283	122	2.3	7,183	2,601	2.8	150	53	2.8
113	Cumilla RWH	Faridganj	72,000	10,339	7.0	61,620	10,087	6.1	205	65	3.2	5,260	1,972	2.7	0	156	0.0
114	Cumilla RWH	Haim Char	21,400	3,327	6.4	25,240	4,128	6.1	177	19	9.3	2,289	429	5.3	50	25	2.0
115	Cumilla RWH	Hajiganj	79,900	6,024	13.3	46,425	10,118	4.6	438	40	11.0	4,869	1,771	2.7	0	79	0.0
116	Cumilla RWH	Homna	85,892	13,702	6.3	40,555	7,415	5.5	171	21	8.1	4,002	1,173	3.4	100	37	2.7
117	Cumilla RWH	Kachua	132,928	9,805	13.6	64,375	11,320	5.7	190	46	4.1	4,579	2,836	1.6	50	56	0.9
118	Cumilla RWH	Kasba	94,200	18,031	5.2	40,310	12,284	3.3	164	33	5.0	3,254	1,105	2.9	10	150	0.1
119	Cumilla RWH	Laksam	65,400	7,281	9.0	32,190	6,421	5.0	188	32	5.9	3,616	1,351	2.7	60	34	1.8
120	Cumilla RWH	Manoharganj	59,964	8,817	6.8	38,835	7,099	5.5	134	10	13.4	3,615	1,138	3.2	100	34	2.9
121	Cumilla RWH	Matlab Dakshin	62,300	6,507	9.6	42,757	6,337	6.7	290	21	13.8	3,901	1,401	2.8	115	54	2.1
122	Cumilla RWH	Matlab Uttar	80,500	10,895	7.4	38,215	10,532	3.6	192	66	2.9	3,837	1,089	3.5	50	101	0.5
123	Cumilla RWH	Meghna	45,800	4,823	9.5	26,800	4,179	6.4	175	38	4.6	3,533	742	4.8	100	48	2.1
124	Cumilla RWH	Muradnagar	140,414	27,979	5.0	60,075	16,158	3.7	271	39	6.9	8,770	2,684	3.3	0	102	0.0
125	Cumilla RWH	Nabinagar	126,673	21,554	5.9	19,068	14,319	1.3	57	17	3.4	2,309	1,608	1.4	0	156	0.0

SL	Warehouse Name	Upazila Name	Condom			Shukhi			IUD			Injectables			Implant		
			CBL	AMD	MOS	CBL	AMD	MOS	CBL	AMD	MOS	CBL	AMD	MOS	CBL	AMD	MOS
126	Cumilla RWH	Nangalkot	91,300	17,146	5.3	45,406	7,771	5.8	186	25	7.4	5,326	1,797	3.0	100	71	1.4
127	Cumilla RWH	Nasirnagar	57,296	8,055	7.1	47,425	11,603	4.1	130	13	10.0	3,266	970	3.4	0	93	0.0
128	Cumilla RWH	Sarail	71,400	10,756	6.6	43,550	8,160	5.3	80	14	5.7	5,429	1,376	3.9	0	82	0.0
129	Cumilla RWH	Shahrasti	52,700	4,127	12.8	55,480	6,312	8.8	160	19	8.4	3,461	1,894	1.8	10	58	0.2
130	Cumilla RWH	Titas	40,800	5,284	7.7	29,700	3,665	8.1	179	48	3.7	4,431	894	5.0	0	37	0.0
131	Dhaka CWH	Araihazar	23,604	13,359	1.8	37,000	21,825	1.7	15	39	0.4	3,514	2,315	1.5	0	102	0.0
132	Dhaka CWH	Bandar	72,495	36,911	2.0	36,510	16,389	2.2	68	26	2.6	4,086	2,231	1.8	50	68	0.7
133	Dhaka CWH	Belabo	20,148	8,215	2.5	16,230	7,260	2.2	76	13	5.8	1,535	710	2.2	100	60	1.7
134	Dhaka CWH	Daulatpur	24,792	11,509	2.2	19,355	9,149	2.1	101	11	9.2	1,994	1,055	1.9	110	52	2.1
135	Dhaka CWH	Dhamrai	37,776	23,255	1.6	34,061	22,003	1.5	216	90	2.4	3,016	1,319	2.3	0	53	0.0
136	Dhaka CWH	Dohar	25,448	11,149	2.3	15,980	6,121	2.6	100	8	12.5	1,079	487	2.2	0	46	0.0
137	Dhaka CWH	Gazaria	16,976	9,059	1.9	12,180	7,401	1.6	124	10	12.4	1,111	513	2.2	11	19	0.6
138	Dhaka CWH	Gazipur Sadar	35,412	46,472	0.8	43,710	20,668	2.1	140	58	2.4	3,437	2,020	1.7	0	58	0.0
139	Dhaka CWH	Ghior	21,120	9,662	2.2	19,975	5,799	3.4	85	9	9.4	1,215	502	2.4	272	27	10.1
140	Dhaka CWH	Harirampur	39,788	16,207	2.5	14,480	5,215	2.8	152	5	30.4	806	369	2.2	30	77	0.4
141	Dhaka CWH	Kaliakair	57,676	24,509	2.4	39,550	19,624	2.0	90	24	3.8	1,797	759	2.4	0	49	0.0
142	Dhaka CWH	Kaliganj	58,124	27,306	2.1	32,700	15,779	2.1	137	9	15.2	2,446	1,320	1.9	100	28	3.6
143	Dhaka CWH	Kapasia	50,064	18,118	2.8	28,145	13,339	2.1	119	6	19.8	1,125	597	1.9	200	40	5.0
144	Dhaka CWH	Keraniganj	63,699	38,968	1.6	38,395	22,837	1.7	203	68	3.0	5,800	2,849	2.0	50	92	0.5
145	Dhaka CWH	Lohajang	23,172	11,508	2.0	15,560	6,609	2.4	60	15	4.0	923	503	1.8	0	65	0.0
146	Dhaka CWH	Manikganj Sadar	71,400	28,304	2.5	31,735	11,081	2.9	151	17	8.9	2,532	947	2.7	40	117	0.3
147	Dhaka CWH	Manohardi	29,800	12,922	2.3	23,860	9,689	2.5	117	23	5.1	3,353	1,696	2.0	100	40	2.5
148	Dhaka CWH	Mirpur	706,500	160,267	4.4	19,155	39,907	0.5	495	323	1.5	5,757	10,038	0.6	0	504	0.0
149	Dhaka CWH	Munshiganj Sadar	50,136	24,982	2.0	30,567	16,062	1.9	69	19	3.6	2,501	1,359	1.8	0	55	0.0
150	Dhaka CWH	Narayanganj Sadar	114,413	74,207	1.5	94,628	46,641	2.0	287	38	7.6	12,970	6,726	1.9	20	128	0.2

SL	Warehouse Name	Upazila Name	Condom			Shukhi			IUD			Injectables			Implant		
			CBL	AMD	MOS	CBL	AMD	MOS	CBL	AMD	MOS	CBL	AMD	MOS	CBL	AMD	MOS
151	Dhaka CWH	Narsingdi Sadar	111,966	65,021	1.7	16,960	54,107	0.3	368	104	3.5	2,526	13,032	0.2	180	142	1.3
152	Dhaka CWH	Nawabganj	40,036	18,989	2.1	25,530	10,643	2.4	131	13	10.1	1,495	692	2.2	20	64	0.3
153	Dhaka CWH	Palash	22,200	11,382	2.0	21,420	10,147	2.1	44	15	2.9	1,827	933	2.0	80	41	2.0
154	Dhaka CWH	Roypura	80,628	44,683	1.8	41,790	21,605	1.9	93	45	2.1	8,382	4,103	2.0	200	25	8.0
155	Dhaka CWH	Rupganj	68,356	33,374	2.0	40,120	31,727	1.3	112	43	2.6	5,158	2,912	1.8	0	86	0.0
156	Dhaka CWH	Saturia	18,400	10,543	1.7	17,150	8,194	2.1	167	16	10.4	1,049	609	1.7	0	50	0.0
157	Dhaka CWH	Savar	258,100	69,387	3.7	64,960	29,194	2.2	229	103	2.2	7,892	3,792	2.1	150	106	1.4
158	Dhaka CWH	Serajdikhan	35,660	16,516	2.2	39,250	14,984	2.6	151	25	6.0	2,487	1,033	2.4	200	49	4.1
159	Dhaka CWH	Shibalaya	31,800	11,400	2.8	18,769	6,893	2.7	1	7	0.1	2,145	883	2.4	100	61	1.6
160	Dhaka CWH	Shibpur	37,700	18,195	2.1	31,110	13,912	2.2	30	8	3.8	3,362	1,623	2.1	100	52	1.9
161	Dhaka CWH	Singair	41,592	21,638	1.9	28,732	12,335	2.3	120	16	7.5	1,185	643	1.8	100	64	1.6
162	Dhaka CWH	Sonargaon	54,821	25,961	2.1	51,041	20,679	2.5	58	24	2.4	5,308	2,588	2.1	0	68	0.0
163	Dhaka CWH	Sreenagar	25,516	13,164	1.9	22,040	9,372	2.4	194	19	10.2	1,071	576	1.9	400	38	10.5
164	Dhaka CWH	Sreepur	54,460	27,445	2.0	41,980	24,505	1.7	80	22	3.6	3,766	1,941	1.9	150	101	1.5
165	Dhaka CWH	Tejgaon	1,214,400	195,137	6.2	190,360	98,609	1.9	845	416	2.0	25,575	15,212	1.7	93	439	0.2
166	Dhaka CWH	Tongi	44,352	28,101	1.6	20,240	8,545	2.4	93	48	1.9	1,354	731	1.9	80	64	1.3
167	Dhaka CWH	Tongibari	21,736	10,570	2.1	23,110	8,309	2.8	22	8	2.8	732	394	1.9	150	19	7.9
168	Dinajpur RWH	Atwari	12,326	2,939	4.2	40,845	5,873	7.0	110	8	13.8	2,326	781	3.0	50	40	1.3
169	Dinajpur RWH	Baliadangi	11,000	3,962	2.8	35,470	7,842	4.5	71	6	11.8	4,319	1,746	2.5	50	46	1.1
170	Dinajpur RWH	Biral	17,126	7,574	2.3	70,945	10,457	6.8	116	9	12.9	2,814	1,289	2.2	10	83	0.1
171	Dinajpur RWH	Birampur	18,600	5,919	3.1	34,250	5,458	6.3	63	11	5.7	955	244	3.9	100	52	1.9
172	Dinajpur RWH	Birganj	24,036	10,016	2.4	105,700	18,267	5.8	147	21	7.0	4,176	1,672	2.5	100	218	0.5
173	Dinajpur RWH	Bochaganj	12,634	4,935	2.6	40,889	8,430	4.9	109	21	5.2	2,070	621	3.3	0	92	0.0
174	Dinajpur RWH	Boda	18,600	7,135	2.6	34,390	17,154	2.0	107	8	13.4	5,586	2,262	2.5	50	119	0.4
175	Dinajpur RWH	Chirirbandar	17,384	6,945	2.5	45,460	13,642	3.3	114	17	6.7	2,329	1,061	2.2	50	113	0.4

SL	Warehouse Name	Upazila Name	Condom			Shukhi			IUD			Injectables			Implant		
			CBL	AMD	MOS	CBL	AMD	MOS	CBL	AMD	MOS	CBL	AMD	MOS	CBL	AMD	MOS
176	Dinajpur RWH	Debiganj	28,300	10,613	2.7	86,375	20,842	4.1	113	23	4.9	7,278	3,391	2.1	0	65	0.0
177	Dinajpur RWH	Dinajpur Sadar	46,600	22,864	2.0	89,520	16,247	5.5	116	19	6.1	4,818	1,889	2.6	50	272	0.2
178	Dinajpur RWH	Fulbari	18,228	6,817	2.7	35,280	7,029	5.0	92	20	4.6	784	179	4.4	50	109	0.5
179	Dinajpur RWH	Haripur	9,200	3,428	2.7	36,678	5,888	6.2	75	10	7.5	2,632	652	4.0	0	23	0.0
180	Dinajpur RWH	Kaharole	7,900	3,247	2.4	59,645	9,493	6.3	55	21	2.6	1,916	615	3.1	0	97	0.0
181	Dinajpur RWH	Khansama	19,488	3,995	4.9	60,195	12,902	4.7	92	23	4.0	3,231	1,162	2.8	200	112	1.8
182	Dinajpur RWH	Nawabganj	24,800	7,486	3.3	61,535	9,104	6.8	158	7	22.6	2,850	1,104	2.6	100	72	1.4
183	Dinajpur RWH	Panchagarh Sadar	25,056	10,231	2.4	20,295	12,986	1.6	99	10	9.9	5,172	2,162	2.4	0	71	0.0
184	Dinajpur RWH	Parbatipur	36,120	21,233	1.7	39,735	19,410	2.0	165	47	3.5	4,080	1,914	2.1	200	181	1.1
185	Dinajpur RWH	Pirganj	12,800	5,506	2.3	53,460	9,945	5.4	171	26	6.6	3,390	961	3.5	50	78	0.6
186	Dinajpur RWH	Ranisankail	10,760	4,233	2.5	19,870	10,323	1.9	103	8	12.9	3,057	948	3.2	5	45	0.1
187	Dinajpur RWH	Tentulia	14,604	5,204	2.8	28,412	6,255	4.5	68	15	4.5	2,809	478	5.9	100	39	2.6
188	Dinajpur RWH	Thakurgaon Sadar	35,100	17,513	2.0	63,320	25,056	2.5	315	21	15.0	10,700	5,471	2.0	150	217	0.7
189	Faridpur RWH	Alfadanga	159,734	5,763	27.7	18,735	3,084	6.1	16	6	2.7	1,265	415	3.0	100	53	1.9
190	Faridpur RWH	Baliakandi	93,554	21,767	4.3	49,633	11,838	4.2	84	19	4.4	4,464	1,183	3.8	300	58	5.2
191	Faridpur RWH	Bhanga	163,300	23,964	6.8	160,567	13,645	11.8	224	81	2.8	2,465	757	3.3	100	182	0.5
192	Faridpur RWH	Bhedarganj	35,308	6,474	5.5	33,420	7,896	4.2	142	24	5.9	4,639	1,416	3.3	200	62	3.2
193	Faridpur RWH	Boalmari	89,752	15,904	5.6	35,791	11,546	3.1	87	14	6.2	3,067	1,061	2.9	100	102	1.0
194	Faridpur RWH	Char Bhadrasan	20,592	3,273	6.3	10,990	2,039	5.4	63	8	7.9	1,307	151	8.7	150	40	3.8
195	Faridpur RWH	Damudya	37,944	3,656	10.4	28,215	2,552	11.1	44	8	5.5	1,070	252	4.2	150	25	6.0
196	Faridpur RWH	Faridpur Sadar	136,469	51,361	2.7	46,560	16,928	2.8	301	27	11.1	10,148	3,083	3.3	641	194	3.3
197	Faridpur RWH	Goalanda	438,672	21,306	20.6	90,890	5,402	16.8	6	5	1.2	4,800	1,258	3.8	150	53	2.8
198	Faridpur RWH	Gopalganj Sadar	65,614	28,478	2.3	36,845	14,148	2.6	249	44	5.7	3,211	1,131	2.8	350	123	2.8
199	Faridpur RWH	Gosairhat	369,780	8,235	44.9	33,290	6,284	5.3	92	23	4.0	3,510	849	4.1	150	20	7.5
200	Faridpur RWH	Kalkini	21,700	14,009	1.5	36,990	11,598	3.2	96	28	3.4	3,908	1,176	3.3	200	90	2.2

SL	Warehouse Name	Upazila Name	Condom			Shukhi			IUD			Injectables			Implant		
			CBL	AMD	MOS	CBL	AMD	MOS	CBL	AMD	MOS	CBL	AMD	MOS	CBL	AMD	MOS
201	Faridpur RWH	Kashiani	148,740	14,825	10.0	60,515	9,508	6.4	45	5	9.0	1,157	612	1.9	100	66	1.5
202	Faridpur RWH	Kotalipara	40,800	10,469	3.9	35,580	13,394	2.7	54	9	6.0	1,869	647	2.9	100	74	1.4
203	Faridpur RWH	Madaripur Sadar	42,356	17,012	2.5	40,755	15,588	2.6	235	61	3.9	9,264	3,511	2.6	150	105	1.4
204	Faridpur RWH	Madhukhali	374,468	16,795	22.3	66,810	13,605	4.9	195	31	6.3	4,570	1,256	3.6	200	74	2.7
205	Faridpur RWH	Muksudpur	157,980	21,379	7.4	47,985	20,315	2.4	79	17	4.6	6,865	1,906	3.6	0	62	0.0
206	Faridpur RWH	Nagarkanda	213,852	15,682	13.6	42,425	9,528	4.5	174	31	5.6	2,606	461	5.7	100	64	1.6
207	Faridpur RWH	Naria	372,683	8,210	45.4	23,605	8,232	2.9	68	15	4.5	2,366	516	4.6	100	48	2.1
208	Faridpur RWH	Pangsha	312,255	29,936	10.4	104,767	16,451	6.4	104	18	5.8	9,639	2,149	4.5	500	121	4.1
209	Faridpur RWH	Rajbari Sadar	100,844	30,172	3.3	54,080	13,023	4.2	367	104	3.5	7,136	2,148	3.3	200	196	1.0
210	Faridpur RWH	Rajoir	32,599	10,983	3.0	33,933	10,366	3.3	61	7	8.7	1,824	826	2.2	0	52	0.0
211	Faridpur RWH	Sadarpur	157,896	18,387	8.6	86,560	7,998	10.8	30	11	2.7	2,105	497	4.2	150	92	1.6
212	Faridpur RWH	Saltha	174,444	10,138	17.2	31,295	7,837	4.0	55	13	4.2	2,191	556	3.9	200	48	4.2
213	Faridpur RWH	Shariatpur Sadar	42,640	8,653	4.9	21,605	6,226	3.5	167	46	3.6	1,281	603	2.1	100	65	1.5
214	Faridpur RWH	Shib Char	41,800	16,827	2.5	35,655	13,955	2.6	30	26	1.2	5,225	1,638	3.2	50	75	0.7
215	Faridpur RWH	Tungipara	22,240	6,987	3.2	18,105	4,312	4.2	103	14	7.4	1,097	374	2.9	120	26	4.6
216	Faridpur RWH	Zanjira	362,869	15,241	23.8	36,116	7,776	4.6	16	12	1.3	2,374	645	3.7	250	54	4.6
217	Jamalpur RWH	Bakshiganj	35,200	20,220	1.7	31,300	10,106	3.1	47	3	15.7	2,206	995	2.2	50	50	1.0
218	Jamalpur RWH	Char Rajibpur	35,400	15,467	2.3	44,872	3,939	11.4	13	2	6.5	2,197	952	2.3	50	24	2.1
219	Jamalpur RWH	Dewanganj	47,180	23,339	2.0	66,240	14,049	4.7	78	12	6.5	2,800	2,706	1.0	100	120	0.8
220	Jamalpur RWH	Islampur	52,272	24,494	2.1	109,535	17,693	6.2	87	22	4.0	3,290	1,295	2.5	100	104	1.0
221	Jamalpur RWH	Jamalpur Sadar	83,500	40,877	2.0	77,185	37,517	2.1	138	40	3.5	7,216	4,155	1.7	150	143	1.0
222	Jamalpur RWH	Jhenaigati	24,775	11,848	2.1	47,610	16,404	2.9	108	9	12.0	2,991	1,474	2.0	50	49	1.0
223	Jamalpur RWH	Madarganj	22,400	10,363	2.2	44,920	9,733	4.6	120	15	8.0	2,000	625	3.2	0	89	0.0
224	Jamalpur RWH	Melandaha	46,500	22,167	2.1	44,740	18,076	2.5	91	25	3.6	4,050	2,432	1.7	55	71	0.8
225	Jamalpur RWH	Nakla	28,728	11,352	2.5	62,955	11,569	5.4	31	15	2.1	2,783	1,246	2.2	50	68	0.7

SL	Warehouse Name	Upazila Name	Condom			Shukhi			IUD			Injectables			Implant		
			CBL	AMD	MOS	CBL	AMD	MOS	CBL	AMD	MOS	CBL	AMD	MOS	CBL	AMD	MOS
226	Jamalpur RWH	Nalitabari	30,675	16,106	1.9	68,747	15,604	4.4	74	10	7.4	2,841	1,226	2.3	54	59	0.9
227	Jamalpur RWH	Raumari	37,800	18,470	2.0	33,585	9,212	3.6	121	11	11.0	3,195	1,152	2.8	50	31	1.6
228	Jamalpur RWH	Sarishabari	53,700	26,766	2.0	42,420	16,563	2.6	135	38	3.6	2,880	1,583	1.8	100	57	1.8
229	Jamalpur RWH	Sherpur Sadar	79,400	36,779	2.2	50,400	31,222	1.6	84	18	4.7	9,794	4,756	2.1	150	141	1.1
230	Jamalpur RWH	Sreebardi	32,756	14,244	2.3	82,520	14,429	5.7	14	6	2.3	1,482	631	2.3	150	76	2.0
231	Jashore RWH	Abhaynagar	37,380	17,321	2.2	29,615	10,032	3.0	224	6	37.3	2,820	1,513	1.9	100	53	1.9
232	Jashore RWH	Bagher Para	42,332	17,757	2.4	31,590	11,372	2.8	110	11	10.0	3,234	1,622	2.0	500	60	8.3
233	Jashore RWH	Chaugachha	45,300	21,629	2.1	20,315	9,853	2.1	94	11	8.5	1,570	812	1.9	455	55	8.3
234	Jashore RWH	Harinakunda	19,956	9,351	2.1	22,890	11,732	2.0	206	10	20.6	1,820	826	2.2	300	65	4.6
235	Jashore RWH	Jashore Sadar	82,300	78,340	1.1	44,250	31,312	1.4	153	45	3.4	17,587	6,672	2.6	300	114	2.6
236	Jashore RWH	Jhenaidah Sadar	42,155	23,041	1.8	30,435	14,827	2.1	270	58	4.7	3,350	1,857	1.8	400	89	4.5
237	Jashore RWH	Jhikargachha	41,600	18,950	2.2	20,680	9,909	2.1	110	23	4.8	2,700	1,344	2.0	5	46	0.1
238	Jashore RWH	Kalia	37,300	15,334	2.4	19,750	9,538	2.1	321	10	32.1	1,068	516	2.1	1,088	30	36.3
239	Jashore RWH	Kaliganj	35,100	16,599	2.1	32,695	11,889	2.8	127	7	18.1	1,570	750	2.1	302	50	6.0
240	Jashore RWH	Keshabpur	36,500	15,285	2.4	20,865	10,022	2.1	338	9	37.6	3,826	1,964	1.9	154	64	2.4
241	Jashore RWH	Kotchandpur	19,500	7,392	2.6	21,065	5,058	4.2	25	5	5.0	1,050	538	2.0	400	25	16.0
242	Jashore RWH	Lohagara	40,848	19,234	2.1	26,210	9,870	2.7	143	8	17.9	2,795	1,365	2.0	850	41	20.7
243	Jashore RWH	Magura Sadar	51,312	27,285	1.9	28,730	21,682	1.3	283	39	7.3	7,774	2,737	2.8	150	138	1.1
244	Jashore RWH	Maheshpur	29,499	12,137	2.4	30,478	8,168	3.7	291	22	13.2	4,000	1,890	2.1	300	43	7.0
245	Jashore RWH	Manirampur	57,200	26,608	2.1	39,940	15,369	2.6	294	12	24.5	11,635	5,645	2.1	100	63	1.6
246	Jashore RWH	Mohammadpur	18,348	8,189	2.2	24,063	8,943	2.7	30	8	3.8	1,203	742	1.6	350	46	7.6
247	Jashore RWH	Narail Sadar	50,922	23,621	2.2	18,750	14,238	1.3	110	20	5.5	3,203	1,661	1.9	450	58	7.8
248	Jashore RWH	Shailkupa	49,644	21,864	2.3	41,915	16,199	2.6	363	11	33.0	2,955	1,421	2.1	100	99	1.0
249	Jashore RWH	Shalikhha	16,308	6,634	2.5	27,590	7,623	3.6	75	11	6.8	1,285	618	2.1	100	42	2.4
250	Jashore RWH	Sharsha	68,412	31,880	2.1	48,185	12,374	3.9	122	12	10.2	4,764	2,529	1.9	100	58	1.7

SL	Warehouse Name	Upazila Name	Condom			Shukhi			IUD			Injectables			Implant		
			CBL	AMD	MOS	CBL	AMD	MOS	CBL	AMD	MOS	CBL	AMD	MOS	CBL	AMD	MOS
251	Jashore RWH	Sreepur	20,628	8,624	2.4	21,790	7,126	3.1	50	15	3.3	1,135	580	2.0	300	56	5.4
252	Khulna RWH	Assasuni	42,600	15,877	2.7	77,625	25,141	3.1	57	5	11.4	4,400	1,464	3.0	100	58	1.7
253	Khulna RWH	Bagerhat Sadar	45,120	20,889	2.2	73,700	13,732	5.4	112	15	7.5	3,264	1,217	2.7	100	61	1.6
254	Khulna RWH	Batiaghata	37,200	11,492	3.2	66,420	9,231	7.2	43	3	14.3	2,300	674	3.4	200	50	4.0
255	Khulna RWH	Chitalmari	41,936	16,455	2.5	85,860	8,677	9.9	22	3	7.3	3,013	1,092	2.8	0	30	0.0
256	Khulna RWH	Dacope	34,476	6,372	5.4	89,465	7,985	11.2	34	8	4.3	2,210	459	4.8	150	93	1.6
257	Khulna RWH	Daulatpur	183,000	47,332	3.9	191,445	15,544	12.3	60	14	4.3	11,500	3,541	3.2	200	51	3.9
258	Khulna RWH	Debhata	38,700	12,179	3.2	51,465	7,184	7.2	50	5	10.0	1,315	404	3.3	100	21	4.8
259	Khulna RWH	Dumuria	85,900	27,688	3.1	463,071	20,908	22.1	100	26	3.8	6,625	1,929	3.4	100	152	0.7
260	Khulna RWH	Fakirhat	41,600	8,968	4.6	98,110	5,960	16.5	50	5	10.0	2,659	473	5.6	0	37	0.0
261	Khulna RWH	Kachua	26,857	5,600	4.8	71,700	4,503	15.9	45	7	6.4	1,342	464	2.9	50	17	2.9
262	Khulna RWH	Kalaroa	91,584	23,228	3.9	123,600	7,564	16.3	35	3	11.7	3,123	972	3.2	150	28	5.4
263	Khulna RWH	Kaliganj	68,400	24,304	2.8	282,865	18,984	14.9	96	7	13.7	3,935	1,342	2.9	100	36	2.8
264	Khulna RWH	Khulna Sadar	193,256	82,164	2.4	200,315	22,302	9.0	402	129	3.1	13,946	4,895	2.8	90	43	2.1
265	Khulna RWH	Koyra	42,300	12,675	3.3	196,045	16,612	11.8	51	14	3.6	1,760	645	2.7	200	89	2.2
266	Khulna RWH	Mollahat	38,976	10,042	3.9	84,100	9,003	9.3	22	3	7.3	1,721	442	3.9	0	52	0.0
267	Khulna RWH	Mongla	35,192	13,498	2.6	64,253	7,705	8.3	25	15	1.7	1,058	937	1.1	100	32	3.1
268	Khulna RWH	Morrelganj	54,120	14,918	3.6	398,820	15,463	25.8	161	68	2.4	3,074	1,421	2.2	100	88	1.1
269	Khulna RWH	Paikgachha	34,800	13,736	2.5	309,240	16,926	18.3	138	20	6.9	2,400	858	2.8	0	69	0.0
270	Khulna RWH	Phultala	39,900	13,550	2.9	78,660	4,439	17.7	145	41	3.5	1,355	536	2.5	0	54	0.0
271	Khulna RWH	Rampal	26,200	12,761	2.1	58,290	8,585	6.8	16	9	1.8	1,650	366	4.5	0	34	0.0
272	Khulna RWH	Rupsa	36,900	13,914	2.7	89,530	9,484	9.4	200	17	11.8	1,747	432	4.0	0	48	0.0
273	Khulna RWH	Sarankhola	28,900	8,002	3.6	25,670	5,446	4.7	20	6	3.3	954	915	1.0	0	33	0.0
274	Khulna RWH	Satkhira Sadar	92,900	46,730	2.0	93,805	19,269	4.9	83	21	4.0	8,273	3,364	2.5	150	54	2.8
275	Khulna RWH	Shyamnagar	58,004	18,454	3.1	324,585	20,383	15.9	62	5	12.4	2,743	738	3.7	0	46	0.0

SL	Warehouse Name	Upazila Name	Condom			Shukhi			IUD			Injectables			Implant		
			CBL	AMD	MOS	CBL	AMD	MOS	CBL	AMD	MOS	CBL	AMD	MOS	CBL	AMD	MOS
276	Khulna RWH	Tala	78,888	17,029	4.6	221,095	16,298	13.6	134	44	3.0	4,618	1,945	2.4	50	51	1.0
277	Khulna RWH	Terokhada	35,856	14,632	2.5	82,190	7,112	11.6	30	5	6.0	1,591	361	4.4	20	38	0.5
278	Kushtia RWH	Alamdanga	33,779	15,100	2.2	31,912	13,190	2.4	35	11	3.2	3,400	1,829	1.9	100	74	1.4
279	Kushtia RWH	Bheramara	33,500	14,704	2.3	21,655	7,787	2.8	50	9	5.6	2,107	977	2.2	50	54	0.9
280	Kushtia RWH	Chuadanga Sadar	55,200	26,689	2.1	24,400	10,897	2.2	61	19	3.2	6,597	3,201	2.1	100	63	1.6
281	Kushtia RWH	Damurhuda	38,484	18,737	2.1	22,990	10,525	2.2	39	17	2.3	6,238	3,005	2.1	0	78	0.0
282	Kushtia RWH	Daulatpur	82,000	40,455	2.0	46,600	20,215	2.3	18	3	6.0	6,637	3,517	1.9	200	36	5.6
283	Kushtia RWH	Gangni	43,450	22,073	2.0	24,925	10,290	2.4	34	13	2.6	7,767	3,986	1.9	2	38	0.1
284	Kushtia RWH	Jiban Nagar	13,600	5,475	2.5	14,890	5,246	2.8	161	19	8.5	1,904	1,040	1.8	0	77	0.0
285	Kushtia RWH	Khoksa	32,700	15,822	2.1	17,615	8,949	2.0	30	2	15.0	603	268	2.3	0	33	0.0
286	Kushtia RWH	Kumarkhali	43,412	21,792	2.0	23,108	9,879	2.3	181	8	22.6	2,301	1,202	1.9	50	69	0.7
287	Kushtia RWH	Kushtia Sadar	84,400	41,816	2.0	39,760	22,766	1.7	158	52	3.0	8,974	4,442	2.0	344	213	1.6
288	Kushtia RWH	Meherpur Sadar	48,508	25,276	1.9	17,830	7,015	2.5	51	8	6.4	4,925	2,762	1.8	100	33	3.0
289	Kushtia RWH	Mirpur	56,100	25,302	2.2	32,330	14,559	2.2	33	3	11.0	3,915	1,918	2.0	200	58	3.4
290	Kushtia RWH	Mujib Nagar	20,080	8,275	2.4	9,030	2,340	3.9	22	7	3.1	1,809	946	1.9	10	13	0.8
291	Mymensingh RWH	Atpara	70,400	5,044	14.0	19,035	8,505	2.2	177	8	22.1	1,089	586	1.9	1	54	0.0
292	Mymensingh RWH	Austagram	39,045	13,747	2.8	11,025	12,540	0.9	110	20	5.5	2,113	1,254	1.7	200	25	8.0
293	Mymensingh RWH	Bajitpur	109,768	16,040	6.8	24,540	14,080	1.7	109	12	9.1	1,617	695	2.3	100	38	2.6
294	Mymensingh RWH	Barhatta	57,300	10,256	5.6	10,855	13,056	0.8	140	4	35.0	2,623	1,398	1.9	405	55	7.4
295	Mymensingh RWH	Bhairab	85,164	24,600	3.5	22,380	15,217	1.5	90	26	3.5	3,212	1,589	2.0	100	112	0.9
296	Mymensingh RWH	Bhaluka	98,100	33,483	2.9	57,850	30,719	1.9	196	45	4.4	3,142	1,693	1.9	200	55	3.6
297	Mymensingh RWH	Dharampasha	83,524	20,131	4.1	29,175	17,204	1.7	169	15	11.3	3,076	1,809	1.7	0	161	0.0
298	Mymensingh RWH	Dhobaura	54,000	11,658	4.6	27,215	12,462	2.2	201	6	33.5	2,700	1,169	2.3	150	23	6.5
299	Mymensingh RWH	Durgapur	82,700	20,033	4.1	745	16,624	0.0	66	16	4.1	4,686	2,462	1.9	100	38	2.6
300	Mymensingh RWH	Fulbaria	106,500	20,212	5.3	36,320	35,828	1.0	70	34	2.1	2,504	1,364	1.8	200	43	4.7

SL	Warehouse Name	Upazila Name	Condom			Shukhi			IUD			Injectables			Implant		
			CBL	AMD	MOS	CBL	AMD	MOS	CBL	AMD	MOS	CBL	AMD	MOS	CBL	AMD	MOS
301	Mymensingh RWH	Gaffargaon	120,444	30,699	3.9	39,515	25,620	1.5	164	18	9.1	4,177	2,076	2.0	150	89	1.7
302	Mymensingh RWH	Gauripur	74,964	9,614	7.8	45,460	19,040	2.4	206	10	20.6	2,482	1,673	1.5	100	54	1.9
303	Mymensingh RWH	Haluaghat	76,288	13,782	5.5	17,245	21,514	0.8	131	17	7.7	2,724	1,367	2.0	300	54	5.6
304	Mymensingh RWH	Hossainpur	106,800	8,673	12.3	22,774	11,918	1.9	119	16	7.4	1,791	845	2.1	200	40	5.0
305	Mymensingh RWH	Ishwarganj	92,504	17,343	5.3	22,906	39,898	0.6	185	7	26.4	3,351	1,949	1.7	100	61	1.6
306	Mymensingh RWH	Itna	23,720	7,337	3.2	16,045	9,712	1.7	141	4	35.3	477	215	2.2	100	52	1.9
307	Mymensingh RWH	Kalmakanda	6,840	21,213	0.3	675	20,109	0.0	95	11	8.6	196	1,081	0.2	140	66	2.1
308	Mymensingh RWH	Karimganj	95,148	12,552	7.6	35,190	16,894	2.1	102	23	4.4	2,256	919	2.5	100	128	0.8
309	Mymensingh RWH	Katiadi	117,052	16,758	7.0	48,185	15,084	3.2	123	34	3.6	3,780	1,516	2.5	200	92	2.2
310	Mymensingh RWH	Kendua	75,920	14,705	5.2	37,975	23,684	1.6	184	12	15.3	2,561	1,199	2.1	27	104	0.3
311	Mymensingh RWH	Khaliajuri	32,132	5,252	6.1	16,860	6,009	2.8	100	2	50.0	802	411	2.0	200	42	4.8
312	Mymensingh RWH	Kishoreganj Sadar	69,948	26,254	2.7	32,255	18,754	1.7	145	103	1.4	3,839	1,972	1.9	300	102	2.9
313	Mymensingh RWH	Kuliar Char	100,300	13,700	7.3	25,895	8,717	3.0	103	9	11.4	2,015	974	2.1	100	63	1.6
314	Mymensingh RWH	Madan	36,571	9,909	3.7	34,567	11,562	3.0	229	10	22.9	1,111	589	1.9	42	61	0.7
315	Mymensingh RWH	Mithamain	29,712	8,360	3.6	13,525	7,266	1.9	85	8	10.6	634	226	2.8	100	46	2.2
316	Mymensingh RWH	Mohanganj	39,100	7,476	5.2	11,520	11,121	1.0	114	11	10.4	1,671	931	1.8	200	65	3.1
317	Mymensingh RWH	Muktagachha	111,012	22,731	4.9	25,595	29,981	0.9	139	10	13.9	3,564	1,918	1.9	50	82	0.6
318	Mymensingh RWH	Mymensingh Sadar	103,716	49,666	2.1	79,440	47,375	1.7	333	70	4.8	7,199	3,422	2.1	300	181	1.7
319	Mymensingh RWH	Nandail	89,218	12,267	7.3	40,485	43,659	0.9	145	18	8.1	3,836	2,327	1.6	100	61	1.6
320	Mymensingh RWH	Netrakona Sadar	54,399	18,616	2.9	16,574	26,000	0.6	185	16	11.6	4,530	2,334	1.9	50	78	0.6
321	Mymensingh RWH	Nikli	69,816	5,523	12.6	25,840	5,719	4.5	80	26	3.1	1,352	549	2.5	50	92	0.5
322	Mymensingh RWH	Pakundia	107,868	10,065	10.7	27,805	10,735	2.6	108	25	4.3	1,946	827	2.4	0	89	0.0
323	Mymensingh RWH	Phulpur	68,800	16,294	4.2	44,810	46,184	1.0	195	56	3.5	4,957	2,436	2.0	350	119	2.9
324	Mymensingh RWH	Purbadhala	72,800	14,676	5.0	21,800	21,865	1.0	150	5	30.0	4,004	2,054	1.9	100	63	1.6
325	Mymensingh RWH	Tarail	76,028	16,739	4.5	22,735	13,384	1.7	140	24	5.8	2,354	998	2.4	150	52	2.9

SL	Warehouse Name	Upazila Name	Condom			Shukhi			IUD			Injectables			Implant		
			CBL	AMD	MOS	CBL	AMD	MOS	CBL	AMD	MOS	CBL	AMD	MOS	CBL	AMD	MOS
326	Mymensingh RWH	Trishal	64,320	27,323	2.4	61,405	35,980	1.7	156	25	6.2	3,784	1,657	2.3	200	65	3.1
327	Noakhali RWH	Begumganj	16,100	20,732	0.8	14,825	12,739	1.2	187	78	2.4	1,799	1,706	1.1	10	133	0.1
328	Noakhali RWH	Chatkhil	12,404	3,780	3.3	20,974	3,313	6.3	31	18	1.7	1,555	671	2.3	1	44	0.0
329	Noakhali RWH	Chhagalnaiya	17,300	7,368	2.3	19,230	6,230	3.1	102	15	6.8	1,762	920	1.9	100	40	2.5
330	Noakhali RWH	Companiganj	22,712	9,685	2.3	20,620	6,154	3.4	42	10	4.2	2,104	1,186	1.8	100	43	2.3
331	Noakhali RWH	Daganbhuiyan	31,596	11,322	2.8	17,850	5,414	3.3	39	15	2.6	1,750	853	2.1	150	52	2.9
332	Noakhali RWH	Feni Sadar	124,740	33,572	3.7	42,534	15,244	2.8	345	163	2.1	5,188	3,479	1.5	275	133	2.1
333	Noakhali RWH	Fulgazi	12,156	5,019	2.4	9,125	3,466	2.6	123	22	5.6	1,146	413	2.8	150	22	6.8
334	Noakhali RWH	Hatiya	17,036	17,987	0.9	39,564	16,280	2.4	74	59	1.3	1,583	2,864	0.6	322	162	2.0
335	Noakhali RWH	Kabirhat	18,738	7,038	2.7	17,045	5,183	3.3	100	14	7.1	2,045	1,093	1.9	5	43	0.1
336	Noakhali RWH	Kamalnagar	15,240	5,975	2.6	19,004	5,826	3.3	69	51	1.4	5,932	3,376	1.8	55	73	0.8
337	Noakhali RWH	Lakshmpur Sadar	5,900	12,579	0.5	4,340	11,723	0.4	0	44	0.0	2,200	5,271	0.4	300	65	4.6
338	Noakhali RWH	Noakhali Sadar	28,500	22,966	1.2	17,510	12,637	1.4	174	59	2.9	4,465	2,850	1.6	0	146	0.0
339	Noakhali RWH	Parshuram	14,556	3,667	4.0	14,665	3,959	3.7	54	16	3.4	1,100	453	2.4	100	33	3.0
340	Noakhali RWH	Ramganj	20,896	5,338	3.9	35,795	4,750	7.5	40	16	2.5	1,897	1,338	1.4	0	53	0.0
341	Noakhali RWH	Ramgati	83,943	4,101	20.5	12,733	6,091	2.1	70	16	4.4	6,371	3,229	2.0	0	77	0.0
342	Noakhali RWH	Roypur	24,896	3,238	7.7	14,050	6,871	2.0	82	39	2.1	2,334	1,239	1.9	0	36	0.0
343	Noakhali RWH	Senbagh	46,400	7,989	5.8	20,575	6,176	3.3	60	18	3.3	2,298	1,190	1.9	50	53	0.9
344	Noakhali RWH	Sonagazi	28,004	12,904	2.2	20,400	9,098	2.2	40	30	1.3	4,900	2,503	2.0	0	49	0.0
345	Noakhali RWH	Sonaimuri	17,800	7,820	2.3	18,315	5,342	3.4	47	11	4.3	3,000	1,536	2.0	5	47	0.1
346	Noakhali RWH	Subarnachar	23,600	11,625	2.0	18,855	8,532	2.2	63	17	3.7	2,640	1,283	2.1	10	101	0.1
347	Pabna RWH	Atgharia	55,200	10,705	5.2	47,815	9,794	4.9	240	7	34.3	4,545	411	11.1	100	31	3.2
348	Pabna RWH	Belkuchi	145,500	45,424	3.2	55,912	22,689	2.5	258	11	23.5	10,013	2,055	4.9	100	34	2.9
349	Pabna RWH	Bera	228,300	10,714	21.3	210,345	12,556	16.8	284	58	4.9	7,388	1,270	5.8	305	15	20.3
350	Pabna RWH	Bhangura	240,820	7,810	30.8	155,865	5,094	30.6	161	7	23.0	3,347	157	21.3	110	22	5.0

SL	Warehouse Name	Upazila Name	Condom			Shukhi			IUD			Injectables			Implant		
			CBL	AMD	MOS	CBL	AMD	MOS	CBL	AMD	MOS	CBL	AMD	MOS	CBL	AMD	MOS
351	Pabna RWH	Chatmohar	146,604	32,299	4.5	36,750	24,821	1.5	475	24	19.8	8,839	1,291	6.8	200	29	6.9
352	Pabna RWH	Faridpur	247,696	7,345	33.7	149,840	6,065	24.7	209	9	23.2	4,254	847	5.0	200	36	5.6
353	Pabna RWH	Ishwardi	161,676	28,418	5.7	92,933	17,576	5.3	298	16	18.6	8,761	1,233	7.1	250	72	3.5
354	Pabna RWH	Kamarkhanda	84,298	12,967	6.5	62,640	9,019	6.9	92	21	4.4	7,701	1,112	6.9	150	29	5.2
355	Pabna RWH	Kazipur	131,800	27,458	4.8	185,960	13,009	14.3	450	78	5.8	14,530	2,543	5.7	200	77	2.6
356	Pabna RWH	Pabna Sadar	105,444	59,680	1.8	50,690	42,641	1.2	310	95	3.3	10,000	7,864	1.3	100	65	1.5
357	Pabna RWH	Royganj	122,800	19,721	6.2	51,400	19,719	2.6	79	27	2.9	7,807	1,497	5.2	150	17	8.8
358	Pabna RWH	Santhia	116,000	25,492	4.6	67,690	18,966	3.6	142	14	10.1	11,300	3,284	3.4	405	36	11.3
359	Pabna RWH	Shahjadpur	375,344	40,922	9.2	177,245	24,333	7.3	340	117	2.9	14,559	5,063	2.9	251	208	1.2
360	Pabna RWH	Sirajganj Sadar	92,700	45,271	2.0	49,070	25,990	1.9	350	50	7.0	10,150	4,599	2.2	50	58	0.9
361	Pabna RWH	Sujanagar	273,780	15,603	17.5	169,345	11,152	15.2	347	17	20.4	6,403	2,046	3.1	200	48	4.2
362	Pabna RWH	Tarash	120,000	15,320	7.8	102,030	15,445	6.6	325	40	8.1	8,379	1,241	6.8	250	45	5.6
363	Pabna RWH	Ullah Para	309,100	53,344	5.8	61,360	34,523	1.8	352	133	2.6	18,459	4,179	4.4	100	40	2.5
364	Patuakhali RWH	Amtali	23,332	11,215	2.1	34,340	17,382	2.0	40	9	4.4	3,407	1,752	1.9	500	161	3.1
365	Patuakhali RWH	Bamna	8,200	3,331	2.5	10,060	4,145	2.4	49	5	9.8	536	197	2.7	300	84	3.6
366	Patuakhali RWH	Barguna Sadar	25,200	9,468	2.7	33,440	12,474	2.7	70	40	1.8	8,900	3,539	2.5	300	107	2.8
367	Patuakhali RWH	Bauphal	19,785	9,057	2.2	28,530	13,997	2.0	160	39	4.1	4,100	2,062	2.0	300	73	4.1
368	Patuakhali RWH	Betagi	6,900	4,151	1.7	8,190	4,944	1.7	35	13	2.7	1,385	652	2.1	150	30	5.0
369	Patuakhali RWH	Dashmina	9,154	4,034	2.3	15,420	6,651	2.3	134	21	6.4	1,887	914	2.1	200	133	1.5
370	Patuakhali RWH	Dumki	10,368	3,605	2.9	7,855	2,811	2.8	33	5	6.6	832	378	2.2	50	22	2.3
371	Patuakhali RWH	Galachipa	27,812	13,672	2.0	40,810	21,341	1.9	130	35	3.7	7,455	3,737	2.0	50	163	0.3
372	Patuakhali RWH	Kalapara	17,882	8,322	2.1	32,515	14,632	2.2	92	16	5.8	5,432	2,906	1.9	250	55	4.5
373	Patuakhali RWH	Mirzaganj	14,444	6,103	2.4	17,690	6,559	2.7	26	3	8.7	1,242	618	2.0	500	33	15.2
374	Patuakhali RWH	Patharghata	16,084	6,617	2.4	20,025	8,577	2.3	83	18	4.6	2,607	1,282	2.0	225	81	2.8
375	Patuakhali RWH	Patuakhali Sadar	32,976	15,741	2.1	32,633	14,197	2.3	220	76	2.9	7,089	3,388	2.1	510	151	3.4

SL	Warehouse Name	Upazila Name	Condom			Shukhi			IUD			Injectables			Implant		
			CBL	AMD	MOS	CBL	AMD	MOS	CBL	AMD	MOS	CBL	AMD	MOS	CBL	AMD	MOS
376	Rajshahi RWH	Bagatipara	29,688	16,803	1.8	15,440	6,867	2.2	61	7	8.7	684	335	2.0	150	48	3.1
377	Rajshahi RWH	Bagha	53,400	25,559	2.1	42,480	8,733	4.9	78	2	39.0	3,035	1,391	2.2	200	49	4.1
378	Rajshahi RWH	Baghmara	76,000	40,789	1.9	0	23,000	0.0	107	35	3.1	3,603	1,858	1.9	500	63	7.9
379	Rajshahi RWH	Baraigram	149,100	17,260	8.6	67,530	12,128	5.6	90	27	3.3	4,310	1,451	3.0	20	80	0.3
380	Rajshahi RWH	Bholahat	34,308	7,666	4.5	22,120	4,695	4.7	50	2	25.0	1,614	516	3.1	100	22	4.5
381	Rajshahi RWH	Boalia	32,400	60,879	0.5	22,560	6,418	3.5	185	30	6.2	7,800	1,939	4.0	370	133	2.8
382	Rajshahi RWH	Chapai Nababganj Sadar	84,900	46,577	1.8	31,950	15,426	2.1	185	58	3.2	5,860	2,522	2.3	100	44	2.3
383	Rajshahi RWH	Charghat	41,400	22,409	1.8	44,215	10,750	4.1	52	12	4.3	1,550	498	3.1	50	51	1.0
384	Rajshahi RWH	Durgapur	68,748	16,279	4.2	51,210	7,293	7.0	12	3	4.0	948	345	2.7	50	39	1.3
385	Rajshahi RWH	Godagari	59,400	46,062	1.3	41,290	16,685	2.5	9	8	1.1	7,290	2,766	2.6	200	39	5.1
386	Rajshahi RWH	Gomastapur	47,100	25,670	1.8	12,672	12,269	1.0	35	9	3.9	1,253	1,001	1.3	2	22	0.1
387	Rajshahi RWH	Gurudaspur	58,116	30,266	1.9	60,085	15,743	3.8	32	10	3.2	3,063	1,292	2.4	100	70	1.4
388	Rajshahi RWH	Lalpur	49,516	22,270	2.2	8,345	15,879	0.5	24	12	2.0	3,191	1,528	2.1	115	84	1.4
389	Rajshahi RWH	Mohanpur	84,814	16,078	5.3	46,465	5,467	8.5	34	1	34.0	4,078	1,590	2.6	225	36	6.3
390	Rajshahi RWH	Nachole	55,500	11,477	4.8	34,810	6,001	5.8	6	3	2.0	1,125	714	1.6	10	15	0.7
391	Rajshahi RWH	Natore Sadar	68,136	34,749	2.0	26,320	14,932	1.8	170	24	7.1	3,050	1,216	2.5	20	139	0.1
392	Rajshahi RWH	Paba	90,200	43,209	2.1	53,325	11,960	4.5	82	4	20.5	6,463	2,910	2.2	210	33	6.4
393	Rajshahi RWH	Puthia	57,240	28,262	2.0	19,080	12,343	1.5	54	9	6.0	2,190	979	2.2	100	32	3.1
394	Rajshahi RWH	Shibganj	72,000	46,830	1.5	19,680	19,870	1.0	40	13	3.1	4,000	1,891	2.1	200	41	4.9
395	Rajshahi RWH	Singra	89,566	35,385	2.5	32,691	21,419	1.5	181	22	8.2	6,323	2,260	2.8	250	110	2.3
396	Rajshahi RWH	Tanore	109,800	16,952	6.5	44,880	12,002	3.7	143	13	11.0	2,951	868	3.4	150	143	1.0
397	Rangamati RWH	Baghaichhari	25,590	8,635	3.0	17,535	6,297	2.8	45	2	22.5	1,522	313	4.9	110	23	4.8
398	Rangamati RWH	Barkal	12,900	3,932	3.3	5,025	3,248	1.5	24	3	8.0	1,441	324	4.4	122	6	20.3
399	Rangamati RWH	Belai Chhari	9,837	1,613	6.1	9,563	2,120	4.5	51	4	12.8	643	114	5.6	70	19	3.7
400	Rangamati RWH	Jurai Chhari	22,128	2,175	10.2	23,925	1,955	12.2	45	2	22.5	1,017	149	6.8	100	18	5.6

SL	Warehouse Name	Upazila Name	Condom			Shukhi			IUD			Injectables			Implant		
			CBL	AMD	MOS	CBL	AMD	MOS	CBL	AMD	MOS	CBL	AMD	MOS	CBL	AMD	MOS
401	Rangamati RWH	Kaptai	15,300	5,699	2.7	9,735	2,857	3.4	52	3	17.3	1,195	338	3.5	20	32	0.6
402	Rangamati RWH	Kawkhali (betbunia)	13,060	2,771	4.7	13,768	2,408	5.7	40	5	8.0	1,635	363	4.5	32	44	0.7
403	Rangamati RWH	Langadu	24,352	5,270	4.6	19,355	4,122	4.7	67	10	6.7	2,412	357	6.8	50	38	1.3
404	Rangamati RWH	Naniarchar	29,484	4,744	6.2	18,625	3,991	4.7	21	3	7.0	1,469	171	8.6	140	15	9.3
405	Rangamati RWH	Rajasthali	7,608	1,048	7.3	4,770	1,414	3.4	68	2	34.0	1,830	72	25.4	14	12	1.2
406	Rangamati RWH	Rangamati Sadar	35,836	8,169	4.4	24,730	6,548	3.8	152	54	2.8	1,232	579	2.1	110	59	1.9
407	Rangpur RWH	Aditmari	411,100	11,739	35.0	41,580	13,979	3.0	167	91	1.8	3,583	2,529	1.4	0	86	0.0
408	Rangpur RWH	Badarganj	302,736	11,353	26.7	46,876	16,823	2.8	100	44	2.3	4,425	2,089	2.1	0	82	0.0
409	Rangpur RWH	Bhurungamari	348,021	13,055	26.7	42,157	15,576	2.7	101	37	2.7	5,857	3,103	1.9	200	39	5.1
410	Rangpur RWH	Chilmari	334,280	11,644	28.7	53,805	9,616	5.6	52	13	4.0	1,946	1,061	1.8	100	67	1.5
411	Rangpur RWH	Dimla	325,664	7,334	44.4	47,775	18,493	2.6	105	51	2.1	4,043	1,925	2.1	300	87	3.4
412	Rangpur RWH	Domar	333,636	6,261	53.3	38,882	14,037	2.8	68	16	4.3	4,856	2,197	2.2	5	60	0.1
413	Rangpur RWH	Fulchhari	46,904	19,095	2.5	52,930	10,838	4.9	52	18	2.9	8,355	2,858	2.9	0	34	0.0
414	Rangpur RWH	Gaibandha Sadar	50,386	17,454	2.9	55,654	24,648	2.3	56	19	2.9	8,349	3,968	2.1	50	108	0.5
415	Rangpur RWH	Gangachara	317,348	14,185	22.4	28,320	18,732	1.5	92	44	2.1	8,429	4,277	2.0	0	79	0.0
416	Rangpur RWH	Gobindaganj	915,024	54,575	16.8	64,840	33,323	1.9	45	24	1.9	8,217	3,927	2.1	64	75	0.9
417	Rangpur RWH	Hatibandha	334,132	9,446	35.4	90,970	11,364	8.0	95	33	2.9	4,896	2,368	2.1	0	103	0.0
418	Rangpur RWH	Jaldhaka	354,300	13,659	25.9	75,375	21,408	3.5	91	37	2.5	8,045	3,810	2.1	0	74	0.0
419	Rangpur RWH	Kaliganj	337,052	5,854	57.6	79,920	11,074	7.2	107	47	2.3	2,535	1,385	1.8	100	63	1.6
420	Rangpur RWH	Kaunia	310,600	11,782	26.4	29,375	10,527	2.8	41	9	4.6	6,179	2,953	2.1	0	79	0.0
421	Rangpur RWH	Kishoreganj	331,000	5,766	57.4	44,560	16,103	2.8	121	43	2.8	3,475	1,532	2.3	50	90	0.6
422	Rangpur RWH	Kurigram Sadar	32,596	12,961	2.5	38,023	12,194	3.1	114	37	3.1	5,945	2,727	2.2	150	66	2.3
423	Rangpur RWH	Lalmonirhat Sadar	33,468	10,851	3.1	33,550	15,899	2.1	54	19	2.8	6,300	3,154	2.0	0	85	0.0
424	Rangpur RWH	Mitha Pukur	344,700	17,621	19.6	70,410	20,003	3.5	48	6	8.0	4,576	2,561	1.8	50	66	0.8
425	Rangpur RWH	Nageshwari	322,399	15,207	21.2	59,130	30,691	1.9	73	32	2.3	9,458	4,895	1.9	50	64	0.8

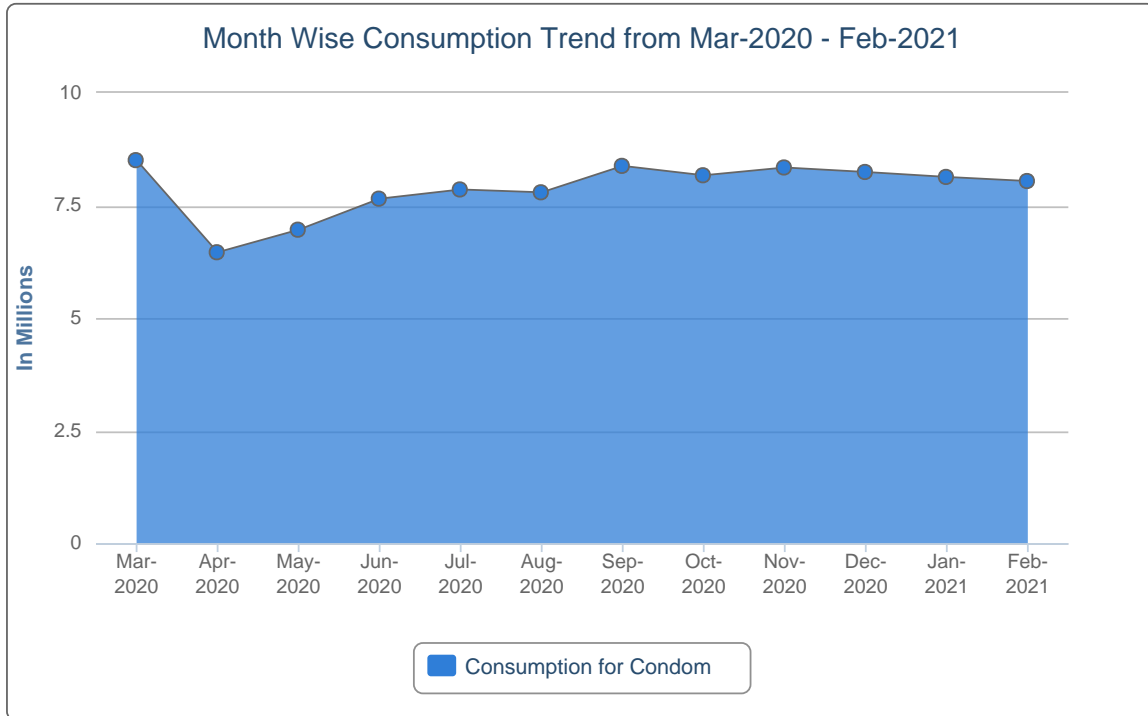
SL	Warehouse Name	Upazila Name	Condom			Shukhi			IUD			Injectables			Implant		
			CBL	AMD	MOS	CBL	AMD	MOS	CBL	AMD	MOS	CBL	AMD	MOS	CBL	AMD	MOS
426	Rangpur RWH	Nilphamari Sadar	34,091	9,761	3.5	44,695	26,881	1.7	155	46	3.4	6,880	3,304	2.1	50	97	0.5
427	Rangpur RWH	Palashbari	25,300	8,790	2.9	25,749	14,939	1.7	15	8	1.9	4,414	2,191	2.0	50	72	0.7
428	Rangpur RWH	Patgram	335,304	6,409	52.3	26,910	12,891	2.1	38	9	4.2	3,671	2,030	1.8	250	31	8.1
429	Rangpur RWH	Phulbari	338,600	6,421	52.7	3,295	12,758	0.3	176	77	2.3	5,049	2,722	1.9	100	61	1.6
430	Rangpur RWH	Pirgachha	54,600	17,587	3.1	49,265	14,769	3.3	145	63	2.3	7,950	3,471	2.3	100	75	1.3
431	Rangpur RWH	Pirganj	481,948	18,761	25.7	68,555	27,069	2.5	108	33	3.3	5,570	2,264	2.5	100	95	1.1
432	Rangpur RWH	Rajarhat	24,608	6,152	4.0	29,685	12,279	2.4	61	26	2.3	4,155	1,905	2.2	50	54	0.9
433	Rangpur RWH	Rangpur Sadar	74,100	26,848	2.8	89,175	25,512	3.5	138	45	3.1	6,525	3,779	1.7	0	232	0.0
434	Rangpur RWH	Sadullapur	64,740	21,028	3.1	108,590	20,500	5.3	166	65	2.6	7,146	4,003	1.8	50	78	0.6
435	Rangpur RWH	Saghata	61,616	10,079	6.1	48,695	19,671	2.5	23	14	1.6	1,076	1,446	0.7	0	31	0.0
436	Rangpur RWH	Saidpur	30,790	10,492	2.9	41,990	9,225	4.6	28	7	4.0	2,853	1,494	1.9	100	52	1.9
437	Rangpur RWH	Sundarganj	274,464	30,443	9.0	97,395	40,394	2.4	196	82	2.4	15,849	8,441	1.9	0	194	0.0
438	Rangpur RWH	Taraganj	316,980	8,133	39.0	33,455	8,291	4.0	40	5	8.0	2,220	1,044	2.1	0	115	0.0
439	Rangpur RWH	Ulipur	334,640	21,396	15.6	32,095	27,333	1.2	35	18	1.9	5,994	3,248	1.8	0	53	0.0
440	Sylhet RWH	Ajmiriganj	47,212	5,101	9.3	5,208	6,277	0.8	110	6	18.3	1,888	497	3.8	50	37	1.4
441	Sylhet RWH	Bahubal	51,300	6,272	8.2	22,502	6,063	3.7	88	6	14.7	1,784	437	4.1	100	27	3.7
442	Sylhet RWH	Balaganj	81,400	26,894	3.0	20,585	8,613	2.4	228	8	28.5	1,826	1,550	1.2	1	53	0.0
443	Sylhet RWH	Baniachong	77,948	9,569	8.1	50,390	13,064	3.9	50	8	6.3	2,530	745	3.4	57	77	0.7
444	Sylhet RWH	Barlekha	115,724	6,839	16.9	25,775	5,707	4.5	310	3	103.3	3,803	472	8.1	50	55	0.9
445	Sylhet RWH	Beani Bazar	90,788	13,798	6.6	9,765	4,771	2.0	149	9	16.6	2,160	672	3.2	5	34	0.1
446	Sylhet RWH	Bishwambarpur	48,968	5,100	9.6	15,477	6,618	2.3	100	8	12.5	1,833	841	2.2	4	38	0.1
447	Sylhet RWH	Bishwanath	57,800	9,172	6.3	7,989	4,190	1.9	81	10	8.1	1,428	499	2.9	22	36	0.6
448	Sylhet RWH	Chhatak	40,696	13,512	3.0	13,015	9,171	1.4	156	50	3.1	1,522	828	1.8	110	32	3.4
449	Sylhet RWH	Chunarughat	76,880	8,104	9.5	6,671	13,158	0.5	176	3	58.7	1,725	1,046	1.6	11	66	0.2
450	Sylhet RWH	Companiganj	39,200	12,489	3.1	22,785	6,498	3.5	126	3	42.0	2,087	1,156	1.8	52	54	1.0

SL	Warehouse Name	Upazila Name	Condom			Shukhi			IUD			Injectables			Implant		
			CBL	AMD	MOS	CBL	AMD	MOS	CBL	AMD	MOS	CBL	AMD	MOS	CBL	AMD	MOS
451	Sylhet RWH	Dakshin Sunamganj	38,000	9,116	4.2	9,400	6,160	1.5	196	11	17.8	1,784	730	2.4	110	75	1.5
452	Sylhet RWH	Dakshin Surma	79,200	32,894	2.4	20,310	9,241	2.2	116	2	58.0	2,856	1,035	2.8	100	16	6.3
453	Sylhet RWH	Derai	79,204	28,036	2.8	16,440	9,881	1.7	145	12	12.1	2,186	958	2.3	193	63	3.1
454	Sylhet RWH	Dowarabazar	48,100	11,789	4.1	15,655	10,207	1.5	106	3	35.3	2,680	781	3.4	100	113	0.9
455	Sylhet RWH	Fenchuganj	71,100	5,353	13.3	14,560	2,990	4.9	146	14	10.4	616	282	2.2	40	17	2.4
456	Sylhet RWH	Golapganj	50,376	19,194	2.6	27,535	4,939	5.6	71	12	5.9	3,529	526	6.7	5	46	0.1
457	Sylhet RWH	Gowainghat	49,100	18,558	2.6	14,190	9,746	1.5	72	9	8.0	5,010	2,905	1.7	0	92	0.0
458	Sylhet RWH	Habiganj Sadar	19,500	15,545	1.3	12,840	13,421	1.0	50	85	0.6	730	1,401	0.5	0	33	0.0
459	Sylhet RWH	Jagannathpur	61,724	10,808	5.7	12,480	6,065	2.1	102	11	9.3	1,225	332	3.7	0	67	0.0
460	Sylhet RWH	Jaintiapur	43,200	15,496	2.8	8,355	6,318	1.3	90	15	6.0	4,600	2,442	1.9	100	32	3.1
461	Sylhet RWH	Jamalganj	43,828	11,223	3.9	13,960	10,146	1.4	219	3	73.0	2,634	1,149	2.3	50	32	1.6
462	Sylhet RWH	Juri	66,300	7,171	9.2	14,195	4,682	3.0	129	21	6.1	1,424	359	4.0	50	82	0.6
463	Sylhet RWH	Kamalganj	121,400	12,011	10.1	29,335	9,143	3.2	245	24	10.2	2,040	839	2.4	10	54	0.2
464	Sylhet RWH	Kanaighat	63,048	26,568	2.4	15,095	10,976	1.4	130	9	14.4	4,789	2,800	1.7	60	25	2.4
465	Sylhet RWH	Kulaura	113,540	9,538	11.9	18,745	8,852	2.1	75	5	15.0	4,135	2,152	1.9	100	30	3.3
466	Sylhet RWH	Lakhai	56,120	6,091	9.2	20,950	7,168	2.9	228	6	38.0	1,700	412	4.1	250	57	4.4
467	Sylhet RWH	Madhabpur	87,400	8,596	10.2	28,903	13,721	2.1	75	4	18.8	1,625	790	2.1	105	52	2.0
468	Sylhet RWH	Maulvibazar Sadar	104,700	10,239	10.2	26,023	9,245	2.8	268	45	6.0	2,240	835	2.7	10	46	0.2
469	Sylhet RWH	Nabiganj	59,600	7,792	7.6	11,350	9,628	1.2	60	16	3.8	1,628	397	4.1	150	41	3.7
470	Sylhet RWH	Rajnagar	103,500	8,641	12.0	20,925	9,156	2.3	114	7	16.3	3,016	1,099	2.7	50	36	1.4
471	Sylhet RWH	Sreemangal	79,200	13,659	5.8	20,244	11,701	1.7	236	59	4.0	2,618	1,142	2.3	120	111	1.1
472	Sylhet RWH	Sulla	32,900	9,199	3.6	5,975	5,499	1.1	225	3	75.0	1,495	504	3.0	120	32	3.8
473	Sylhet RWH	Sunamganj Sadar	49,744	9,320	5.3	18,280	6,771	2.7	147	21	7.0	2,127	1,098	1.9	142	82	1.7
474	Sylhet RWH	Sylhet Sadar	134,320	67,793	2.0	28,795	32,896	0.9	128	86	1.5	16,126	9,726	1.7	38	168	0.2
475	Sylhet RWH	Tahirpur	49,448	14,883	3.3	12,410	10,064	1.2	108	4	27.0	2,238	855	2.6	90	100	0.9

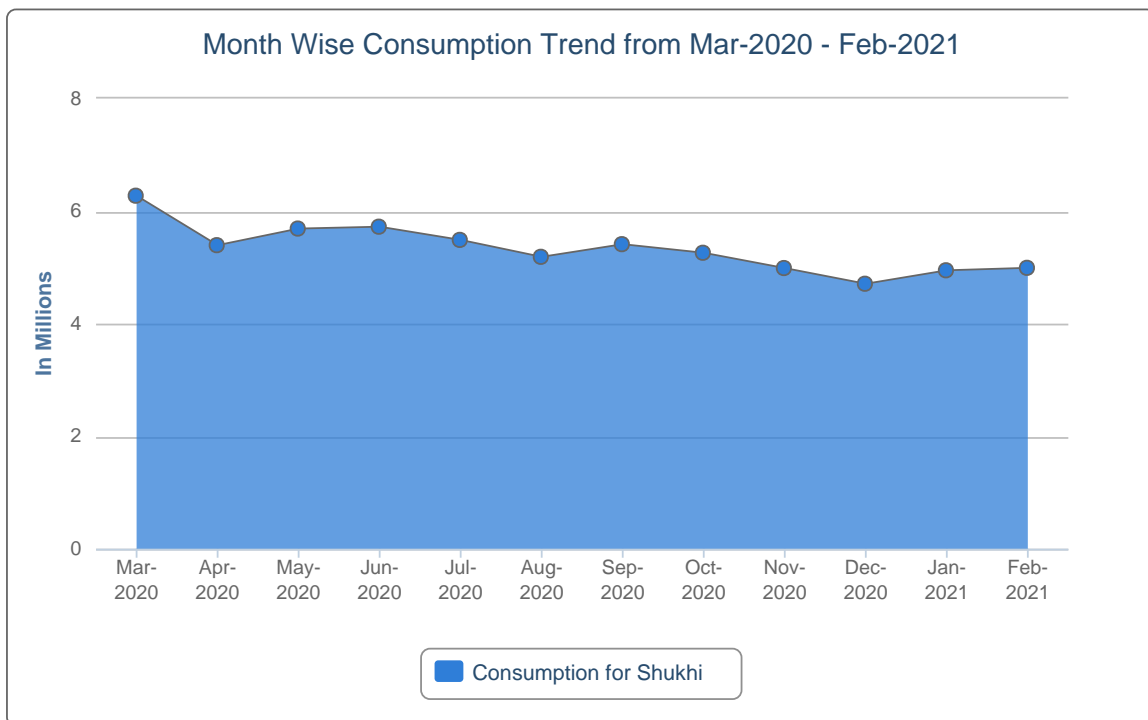
SL	Warehouse Name	Upazila Name	Condom			Shukhi			IUD			Injectables			Implant		
			CBL	AMD	MOS	CBL	AMD	MOS	CBL	AMD	MOS	CBL	AMD	MOS	CBL	AMD	MOS
476	Sylhet RWH	Zakiganj	47,768	20,916	2.3	23,968	7,896	3.0	117	3	39.0	2,133	1,119	1.9	100	102	1.0
477	Tangail RWH	Basail	88,944	6,664	13.3	48,685	5,894	8.3	192	17	11.3	7,784	413	18.8	0	138	0.0
478	Tangail RWH	Bhuapur	91,500	18,401	5.0	27,474	9,659	2.8	288	24	12.0	3,029	1,482	2.0	600	65	9.2
479	Tangail RWH	Chauhali	41,344	13,590	3.0	21,450	7,152	3.0	140	13	10.8	7,489	1,249	6.0	281	41	6.9
480	Tangail RWH	Delduar	65,100	8,364	7.8	42,972	6,644	6.5	140	19	7.4	11,740	490	24.0	250	46	5.4
481	Tangail RWH	Ghatail	129,600	25,978	5.0	47,420	20,561	2.3	330	11	30.0	6,100	2,627	2.3	10	72	0.1
482	Tangail RWH	Gopalpur	92,776	12,188	7.6	62,180	8,807	7.1	264	16	16.5	5,800	1,080	5.4	200	43	4.7
483	Tangail RWH	Kalihati	91,200	22,673	4.0	29,890	25,725	1.2	213	50	4.3	6,488	4,410	1.5	310	71	4.4
484	Tangail RWH	Madhupur	150,300	17,540	8.6	47,520	20,710	2.3	391	17	23.0	8,320	2,551	3.3	0	74	0.0
485	Tangail RWH	Mirzapur	95,316	24,411	3.9	88,080	21,464	4.1	259	33	7.8	14,504	1,037	14.0	550	57	9.6
486	Tangail RWH	Nagarpur	94,328	25,524	3.7	25,834	17,575	1.5	46	75	0.6	6,051	2,306	2.6	300	132	2.3
487	Tangail RWH	Sakhipur	62,900	21,543	2.9	23,010	20,416	1.1	200	28	7.1	7,292	874	8.3	100	41	2.4
488	Tangail RWH	Tangail Sadar	80,400	42,341	1.9	21,315	24,089	0.9	232	37	6.3	4,863	2,937	1.7	100	175	0.6

7. Month-wise Consumption Trend

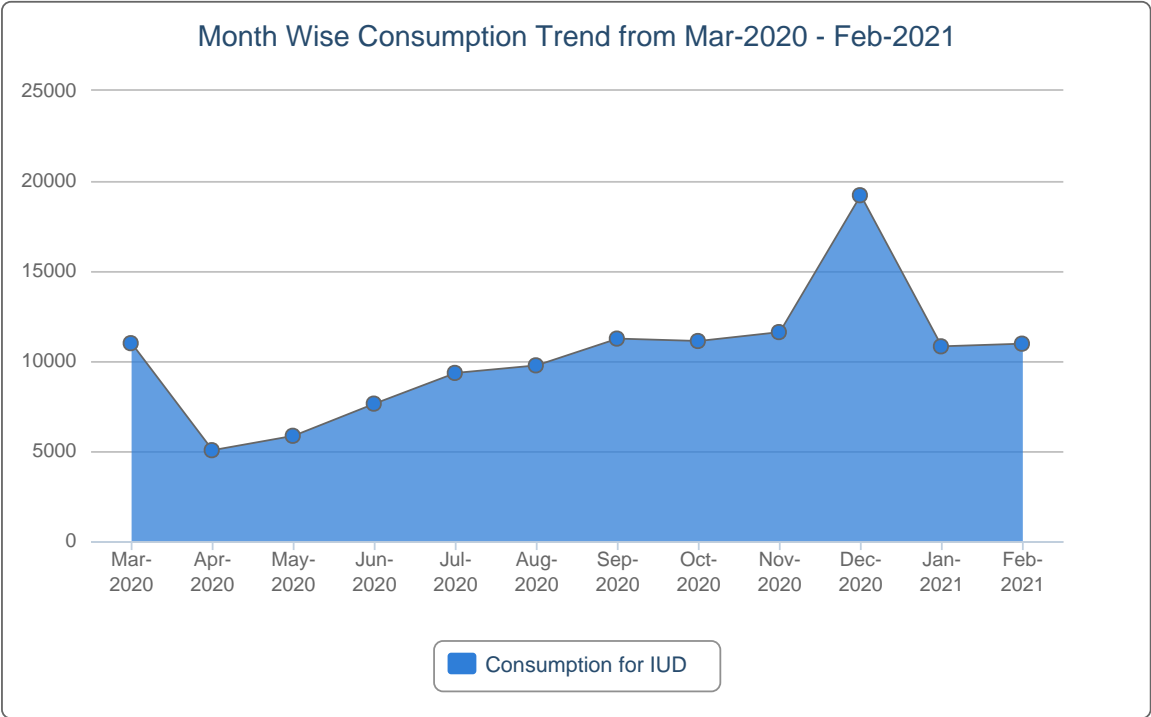
7(a).



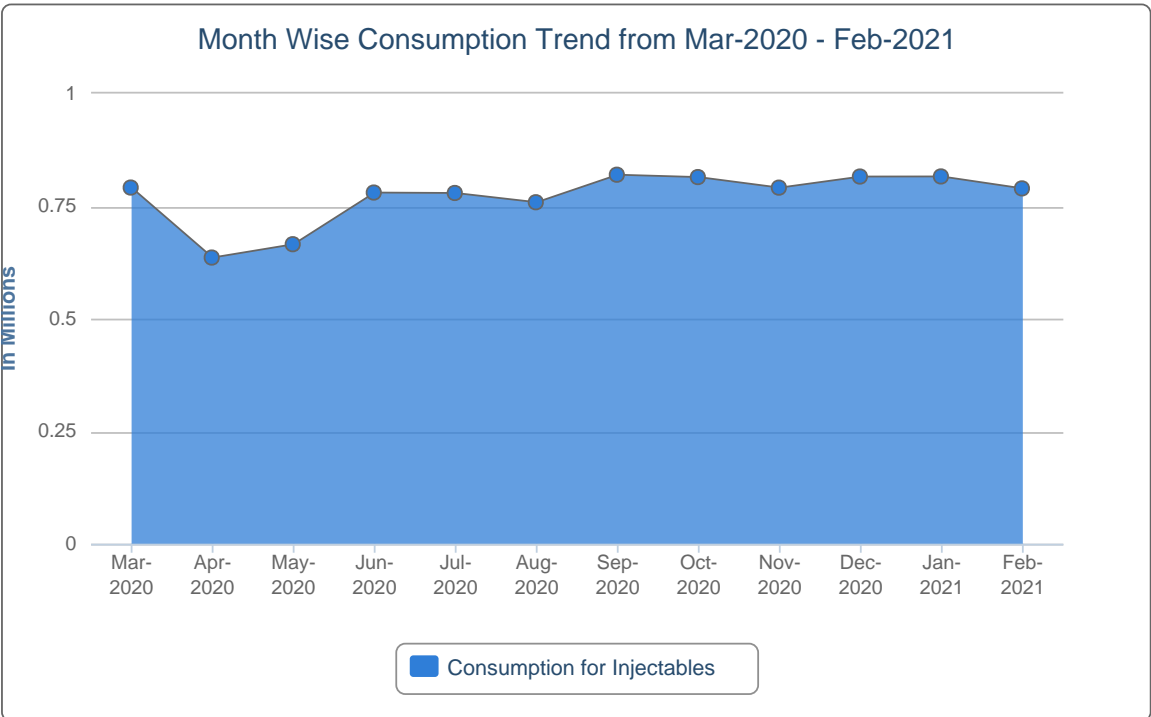
7(b).



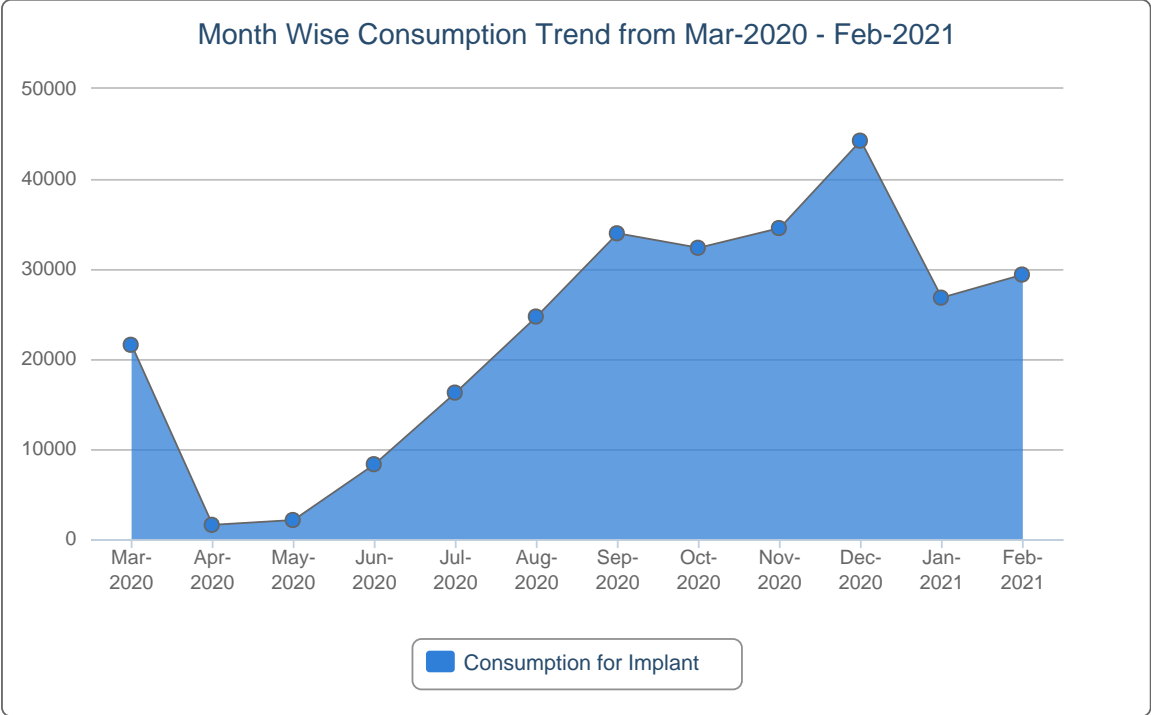
7(c).



7(d).



7(e).



8. Report on Upazila and Warehouse Having Stock Out in last month

SL	Products Name	No of Stockout WH	% of Stockout WH	No of Stockout Upazila Store	% of Stockout Upazila Store	No of Stockout Upazila Field	% of Stockout Upazila Field
1	Condom	0	0%	0	0%	0	0%
2	Oral Pill (Total)	0	0%	1	0%	0	0%
3	IUD	0	0%	1	0%	1	0%
4	Injectables	0	0%	0	0%	0	0%
5	Implant (Total)	1	5%	-	-	0	0%

List of Stock Out Warehouses

SL	Commodity	Warehouse	Phone
1	Implant (Total)	Chattogram RWH	031723935

List of StockOut Upazilas

SL	Commodity	Warehouse	District	Upazila	Phone
1	Oral Pill (Total)	Rajshahi RWH	Rajshahi	Baghmara, Rajshahi	01735979119
2	IUD	Chattogram RWH	Chattogram	Sandwip, Chattogram	01711396631
3	IUD	Noakhali RWH	Lakshmipur	Lakshmipur Sadar, Lakshmipur	01711466523

“ছেলে হোক, মেয়ে হোক,
দু’টি সন্তানই যথেষ্ট”

Management Information System (MIS)
Directorate General of Family Planning (DGFP)
6, Kawran Bazar, Dhaka- 1215
Email: dirmis@dgfp.gov.bd, dirls@dgfp.gov.bd
www.dgfp.gov.bd, www.scmpbd.org

If you need more information, please visit at <https://www.scmpbd.org>