

# **FAMILY PLANNING MONTHLY LOGISTICS REPORT**

**February 2019**



**Management Information System (MIS)  
Directorate General of Family Planning (DGFP)**

6, Kawran Bazar, Dhaka1215

Email: [dirmisfp@gmail.com](mailto:dirmisfp@gmail.com), [dirlsdgfp@gmail.com](mailto:dirlsdgfp@gmail.com)  
[www.dgfp.gov.bd](http://www.dgfp.gov.bd), [www.scmpbd.org](http://www.scmpbd.org)

**Government of the People's Republic of Bangladesh**  
**Directorate General of Family Planning**  
**Management Information System (MIS)**  
**6, Kawran Bazar, Dhaka- 1215**  
**www.dgfp.gov.bd**


Memo No. DGFP/MIS/09(Report)/04/2017/291

Date: 15 April, 2019.

**Sub: Family Planning Monthly Logistics Report for the Month of February' 2019.**

Family Planning Monthly Logistics Report for the Month of February'2019 is sent herewith for your kind information & necessary action. This report is prepared on the basis of Form-7 submitted by Warehouses and Form-7B submitted by Upazila Family Planning Offices by using WIMS & UIMS operational tools. It provides useful information on monthly distribution and stock balance of all the major contraceptives & DDS Kits of Warehouse/Upazila Stores. A summary of important events happened during reporting month included in this report. For more information you are requested to visit at [www.scmpbd.org](http://www.scmpbd.org) web site.

Comments and suggestions for improvement of this report will be highly appreciated.

  
(Manoj Kumar Roy)  
Joint Secretary (MEFW Division)  
and  
Director & Line Director (MIS)  
Phone: 9146262  
Mail: dirmis@dgfp.gov.bd

Memo No. - DGFP/MIS/09(Report)/04/2017/291/1(202)

Date: 15 April, 2019.

**Copy of the report forwarded to:**

1. Secretary, Medical Education & Family Welfare Division (MEFW Division), Bangladesh Secretariat, Dhaka.
2. Additional Secretary (Admin), Medical Education & Family Welfare Division, Bangladesh Secretariat, Dhaka.
3. Joint Secretary (Development), Medical Education & Family Welfare Division, Bangladesh Secretariat, Dhaka.
4. Joint Chief (Planning), Health Service Division, Bangladesh Secretariat, Dhaka
5. Joint Chief (Population & Planning wing), Planning commission, Sher-e-Bangla Nagar, Dhaka.
6. Joint Chief (Planning), Program Management and Monitoring Unit (PMMU), Azimpur, Dhaka-1205.
7. Deputy Chief (Planning), Medical Education & Family Welfare Division, Bangladesh Secretariat, Dhaka.
8. P.S. to the Honorable Minister, Ministry of Health and Family Welfare, Bangladesh Secretariat, Dhaka, for kind information of the Honorable Minister.
9. P.S. to the Honorable State Minister, Ministry of Health and Family Welfare, Bangladesh Secretariat, Dhaka, for kind information of the Honorable State Minister.

10. Director (Administration), Directorate General of Family Planning, 6 Kawran Bazar, Dhaka 1215.
11. Director (Logistics & Supply) and Line Director (Procurement, Storage & Supply Management), Directorate General of Family Planning, 6 Kawran Bazar, Dhaka 1215.
12. Director Finance & Line Director (Family Planning Field Service Delivery), Directorate General of Family Planning, 6 Kawran Bazar, Dhaka 1215.
13. Director (IEM) & Line Director (Information, Education and Communication), Directorate General of Family Planning, 6 Kawran Bazar, Dhaka 1215.
14. Director (Planning) & Line Director (Planning Monitoring and Evaluation), Directorate General of Family Planning, 6 Kawran Bazar, Dhaka 1215.
15. Line Director (Maternal, Child, Reproductive and Adolescent Health), Directorate General of Family Planning, 6 Kawran Bazar, Dhaka 1215.
16. Line Director (Clinical Contraception Services Delivery Program), Directorate General of Family Planning, 6 Kawran Bazar, Dhaka 1215.
17. Divisional Director, Family Planning, Dhaka / Chittagong / Rajshahi / Khulna / Sylhet / Barisal/ Rangpur Division.
18. Deputy Chief (FW)/ (Health), Ministry of Health & Family Welfare, Bangladesh Secretariat, Dhaka.
19. Additional Director (Drugs and Stores), Directorate General of Family Planning, Central Warehouse, Mohakhali, Dhaka.
20. Deputy Director, Family Planning, ----- District (You are requested to take appropriate measures to ensure timely online submission of Form 7B report from upazilas.
21. Regional/District Consultant, FPCS-QIT, District Family Planning Office, ----- District.
22. Supply Officer, Family Planning, ----- CWH/RWHs.
23. Assistant Maintenance Engineer, MIS Unit, DGFP (Requested to upload this report to DGFP website- www.dgfp.gov.bd).
24. Country Project Director, SIAPS/MSH, House: 3, Road: No. 23B, Gulshan-1, Dhaka-1212.
25. Country Director, the World Bank, E-32, Agargaon, Sher-e-Banala Nagar, Dhaka-1207.
26. Team Leader, Population & Health Team, USAID, Madani Avenue, Baridhara, Dhaka.
27. Country Representative, UNFPA, IDB Bhaban, Agargaon, Sher-E-Bangla Nagar, Dhaka.
28. Managing Director, SMC, SMC Tower, 33 Banani C/A, Dhaka-1213.
29. Documentation Center, IEM Unit, Directorate General of Family Planning, 6 Kawran Bazar, Dhaka.
30. Responsible person of Dispatch Section, MIS Unit is requested to distribute the published 'Family Planning Monthly Logistics Report' to concerned Person/Office/Organization.
31. PA to Director General, Directorate General of Family Planning, 6 Kawran Bazar, Dhaka 1215.
32. Office copy, MIS, DGFP, 6 Kawran Bazar, Dhaka -1215.
33. Concerned Organization/Person.

*Rzaw*  
15.04.2019  
(Ajoy Ratan Barua)  
Deputy Director (MIS)

## **Table Of Contents**

	<b>Page</b>
1. DGFP Stock Status Report	1-2
2. National Receipts Quantity by Product by Month	3
3. National Level Contraceptive Summary Report	4
4. Stock Status Report at Different Levels	5
5. Contraceptive Stock Status by Product at Upazila Store and Field	6-10
6. Contraceptive Stock Status by Product at Regional Warehouses/Upazila	11-31
7. Month-wise Consumption Trend	32-34
8. Report on Upazila and Warehouse Having Stock Out in last month	35

# 1. DGFP Stock Status Report

Year →	2019												2020												2021								
	3	4	5	6	7	8	9	10	11	12	1	2	3	4	5	6	7	8	9	10	11	12	1	2	3	4	5	6	7	8	9		
Min.-Max. →	Min						Max																										
Product ↓	CS - 60.88m : 6.7 MOS																																
<b>Condom</b>	6.7 MOS						2018-19: 76.89m to be received = 8.5 MOS																										
*AMC = 9.13m	2018-19: GoB (Rev):175m																																
	CS (19.14m) : 2.7 MOS																																
<b>Pill</b>	2.7 MOS			2018-19: 110m = 15.4 MOS																													
*AMC = 7.12m													2018-19: 110m																				
	CS (0.60m): 37.0 MOS																																
<b>IUD</b>	37.0 MOS																																
*AMC = 16,408													2018-19: 0.3m																				
<b>Injectables</b>	CS 17.6 m = 18.8 MOS																																
*AMC = 0.936m													2018-19:12.5m																				
	CS - (0.428m) - 13.6 MOS																																
<b>Implant</b>	13.6 MOS						2018-19: 0.2m = 6.3 MOS						2018-19: 0.4m = 13 MOS																				
*AMC = 31,514	2018-19: GoB (Rev) - 0.42m & GoB (RPA) - 0.165m & 0.4m Single Rod																																
													<b>Legend:</b> <span style="color:red">■</span> Current Stock (CS): Less than 3 MOS <span style="color:yellow">■</span> Current Stock (CS): MOS 3.0 to Less than 6 MOS <span style="color:green">■</span> Current Stock (CS): MOS 6 and above <span style="color:blue">■</span> Planned for FY 2018-19 <span style="color:orange">■</span> Procurement completed, yet to be received <span style="color:purple">■</span> Donation AMC = Average Monthly Consumption																				
	*AMC is calculated based on past 6-months consumption																																
	Data Sources: DGFP/L&S unit, DGFP LMIS web site - <a href="https://scmpbd.org/">https://scmpbd.org/</a> Central Warehouse WIMS data and Approved DGFP Procurement Plan																																
	National min-max stock level is 6 & 10 MOS																																

**DGFP STOCK STATUS NOTES**  
**(For Contraceptives)**  
**Month: February 2019**

**CONDOM** – Current national stock is 60.88 million pieces and this stock can be used up to August 2019.

- 2018-19: GoB (Rev) – Contract signed for of 175 million pcs, and received 95.11 million in till February 2019. EDCL will supply rest 79.89 million by June 2019, which will go up to June 2020.

**PILL** – Current national stock of Oral Contraceptive Pill is 19.14 million cycles which will go up to May 2019.

- 2018-19: GoB (RPA) – 100 million cycles. Purchase summary sent to ministry for CCGP for approval.
- 2018-19: GoB (RPA) – 10 million cycles (Third generation oral pill), contract signed, total quantity received.

**IUD** – Current national stock is 0.60 million pcs and this stock can be used up to March 2022.

- Status of 2018-19 procurement: 0.30 million sets – NOA has been issued on 18.02.2019.

**INJECTABLES** – Current stock of 17.6 million vials and that can be used up to September 2020.

- 2018-19: GOB (RPA) – 12.5 million vials. Total quantity received.

**IMPLANT** – Current stock is 0.428 million sets and this can be used up to April 2020.

- 2018-19 procurement: RPA (GoB) – 0.165 million sets: First shipment of 50,000 sets received on 12<sup>th</sup> September and rest 115,000 sets received on 4<sup>th</sup> October 2018.
- 2018 – 19 (GoB-Rev) - 0.22 million sets: Goods received on 12<sup>th</sup> November 2018.
- UNFPA donated 200,000 units of single rod implant received on 13<sup>th</sup> December 2018.
- 2018 – 19 (GoB-Dev.) - 0.2 million sets: Purchase Summary sent to ministry for approval.
- 2018 – 19 (GoB-Dev.) - 0.4 million sets (Single rod): Tenders was opened on 23.01.2019, no tenderer participated.

You can also download the previous reports from <http://www.scmpbd.org/>

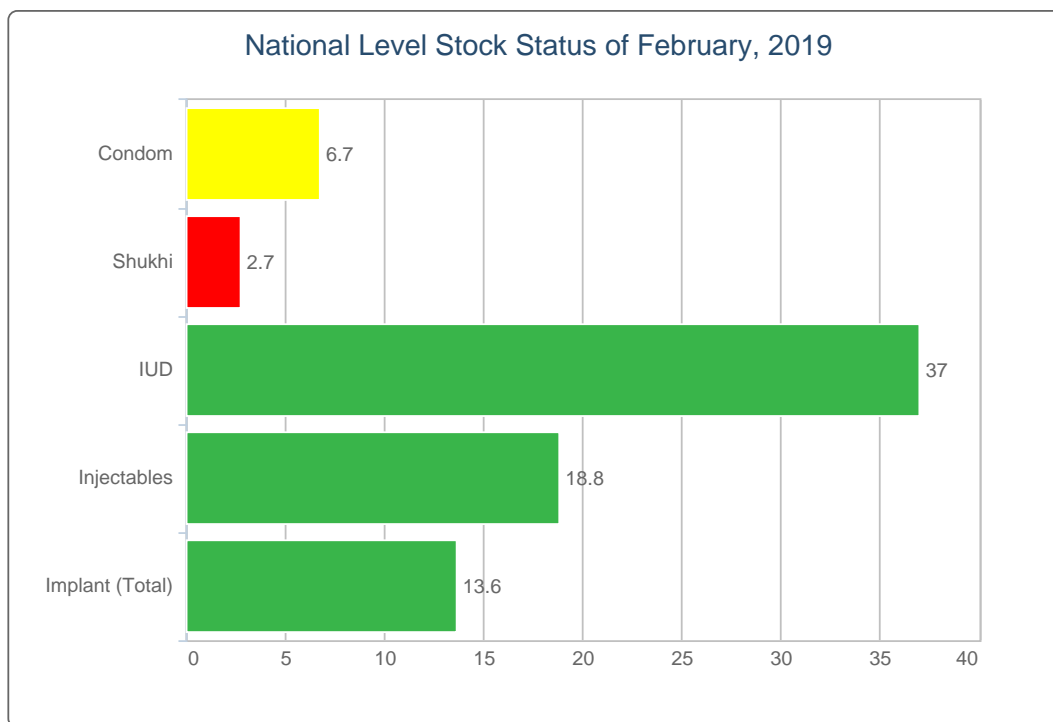
## 2. National Receipts Quantity by Product by Month

### Contraceptive Received Report

Month: February, 2019

Item	Supplier	Receiver	Date Receipts	Qty
Condom	ESSENTIAL DRUGS CO. LTD.	Khulna RWH	28/02/19	898,400
	KHULNA ESSENTIAL LATEX PLANT (KELP)	Bogura RWH	28/02/19	17,576,000
Total				18,474,400
Disposable Syr.	JMI SYRINGE & MEDICAL DEVICES LTD.	Chattogram RWH	28/02/19	5,000,000
Total				5,000,000

### 3. National Level Contraceptive Summary Report



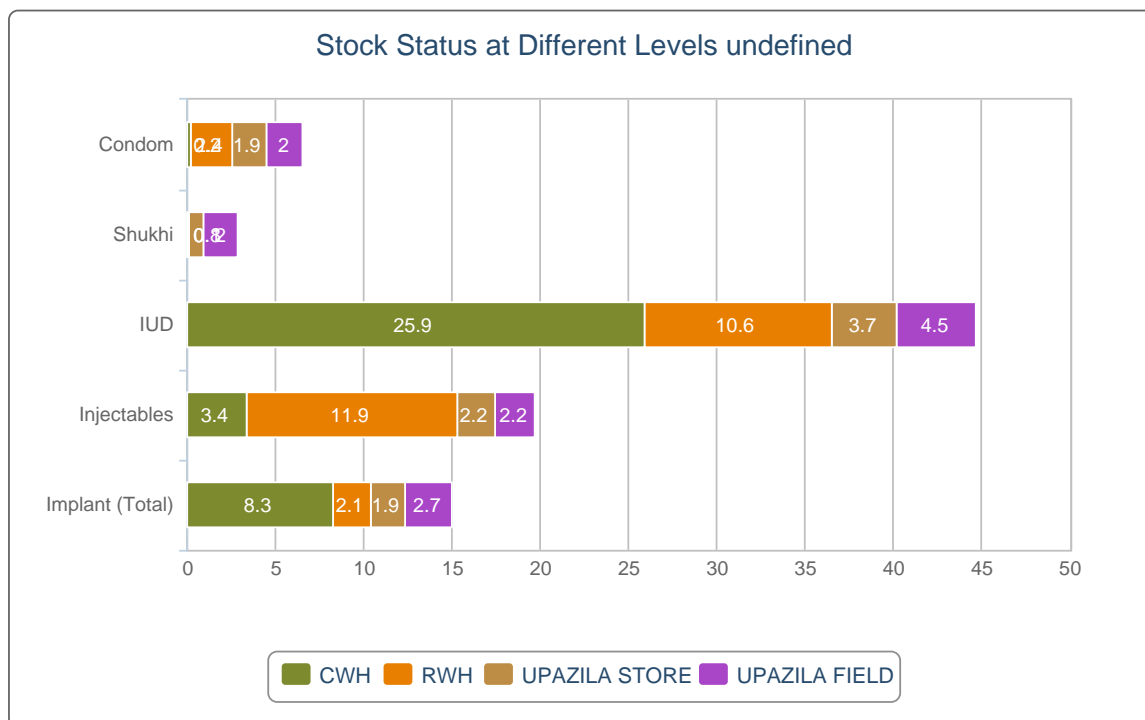
■ MOS less than 4.0     
 ■ MOS 4.0 - 7.9     
 ■ MOS 8.0 and above     
 MOS = Month of Stock

#### National Level Stock Status of February, 2019

SL	Name of Products	Reported Consumption	Reported Closing Balance	Average Monthly Consumption	MOS
1	Condom	9,456,216	60,882,213	9,139,664	6.7
2	Shukhi	6,673,390	19,149,351	7,122,303	2.7
3	IUD	13,597	606,656	16,407	37.0
4	Injectables	896,161	17,604,867	936,822	18.8
5	Implant (Total)	28,778	429,262	31,497	13.6



## 4. Stock Status Report at Different Levels

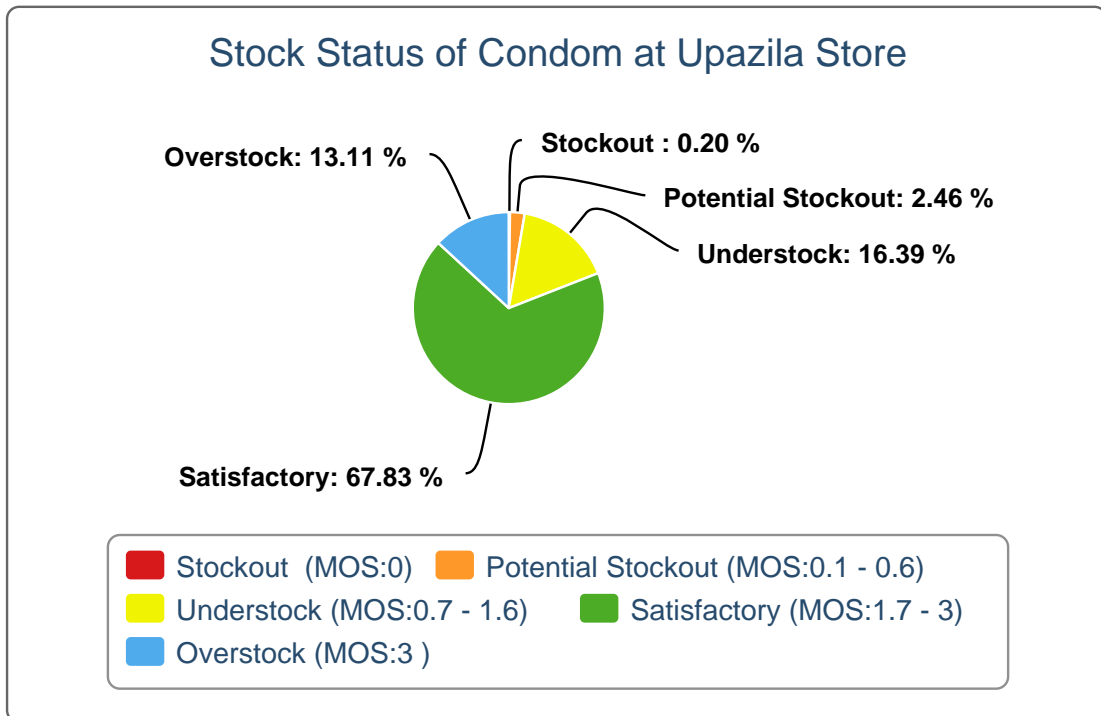


### Stock Status at Different Levels February, 2019

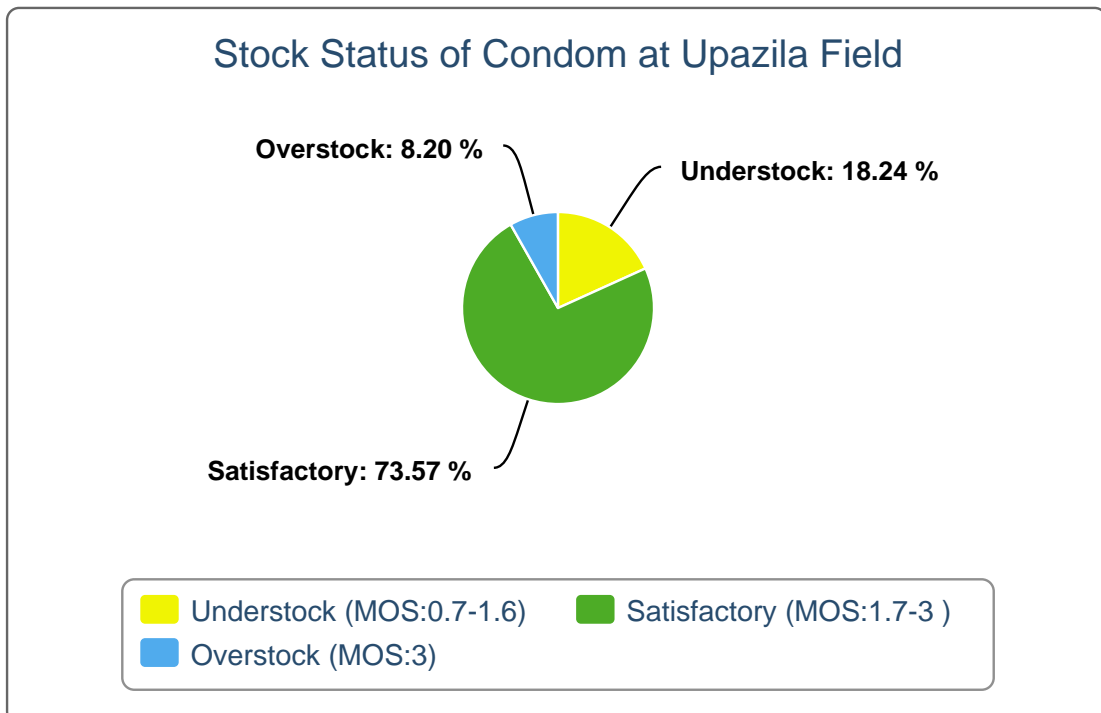
Products	Avg. Consump. of Last 6 Months	CWH Level	MOS	RWH Level	MOS	Upazila Level	MOS	Field Level	MOS	National Level	MOS
Condom	9,139,664	1,713,600	0.2	22,803,800	2.5	17,823,095	2	18,541,718	2	60,882,213	6.7
Shukhi	7,122,303	76,784	0	683,876	0.1	5,056,135	0.7	13,332,556	1.9	19,149,351	2.7
IUD	16,407	352,400	21.5	143,611	8.8	50,057	3.1	60,588	3.7	606,656	37
Injectables	936,822	3,053,985	3.3	10,646,400	11.4	1,953,879	2.1	1,950,603	2.1	17,604,867	18.8
Implant (Total)	31,497	238,908	7.6	59,107	1.9	54,510	1.7	76,737	2.4	429,262	13.6

## 5. Contraceptive Stock Status by Product at Upazila Store and Field

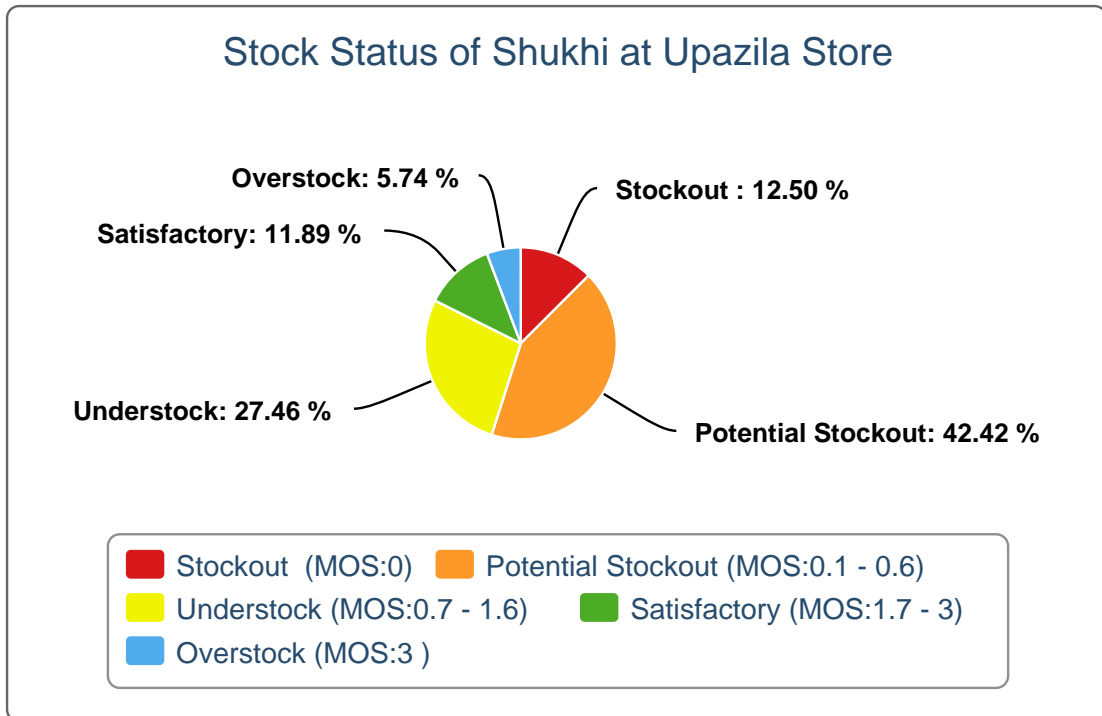
5(a).



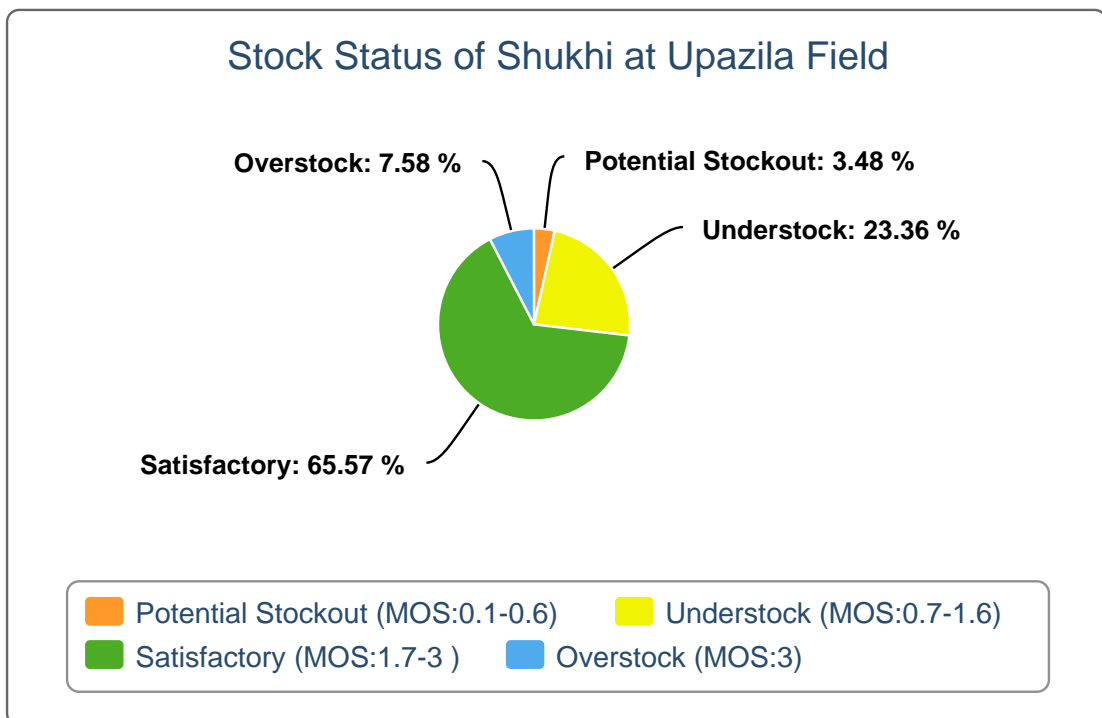
5(b).



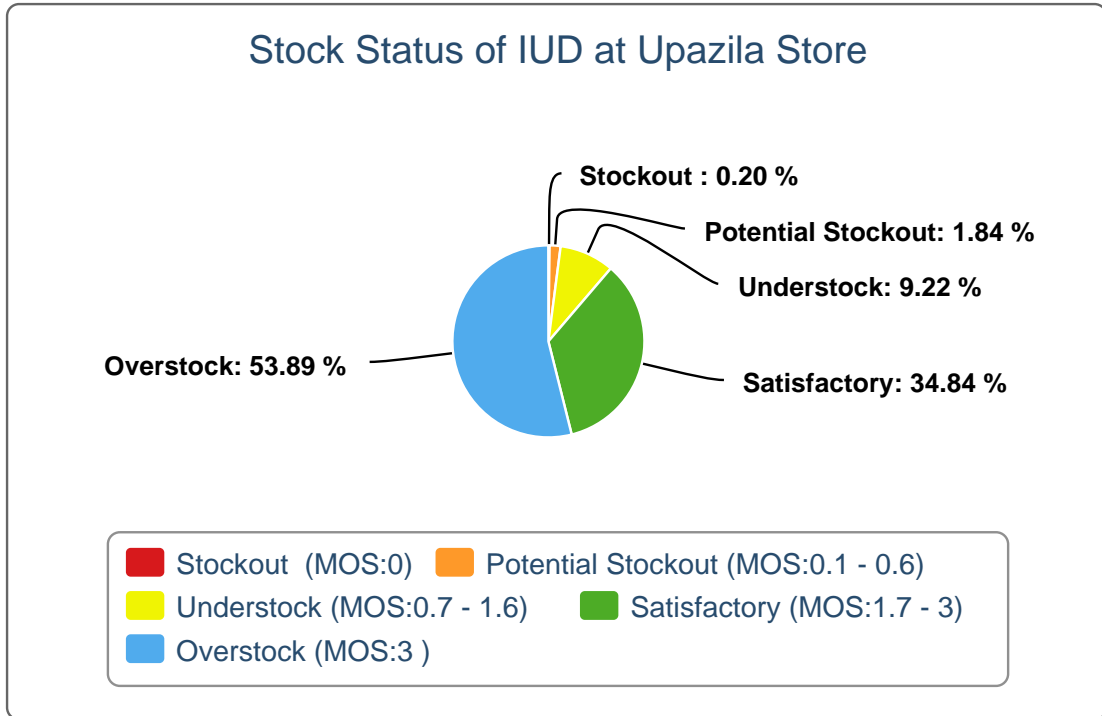
5(c).



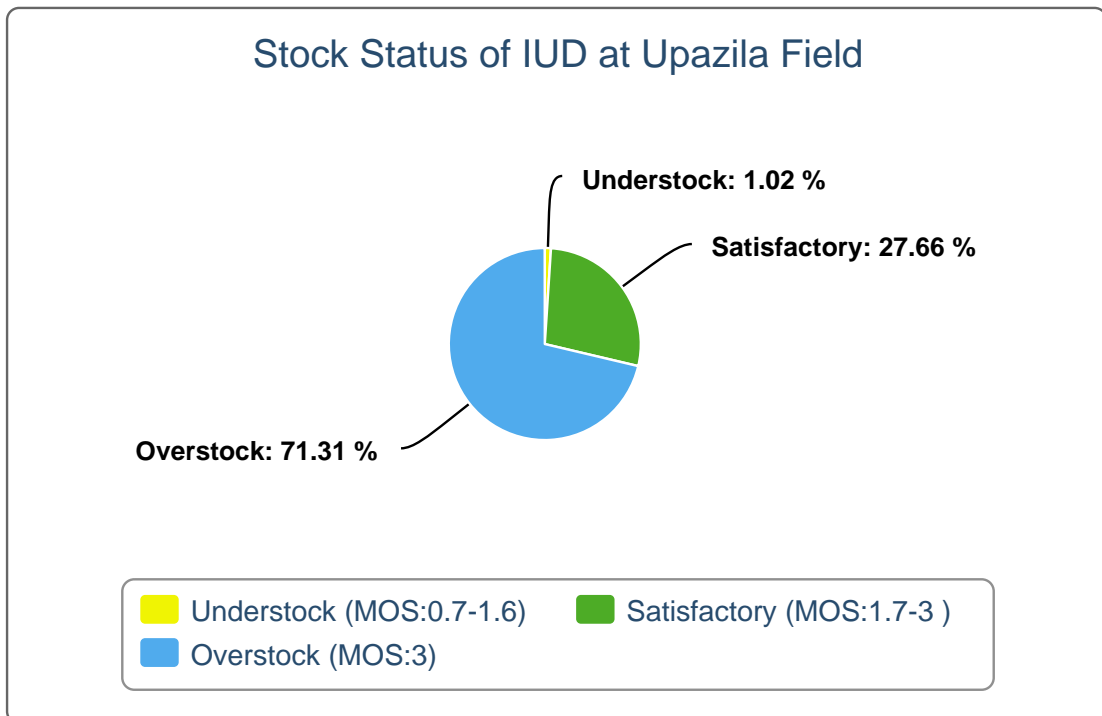
5(d).



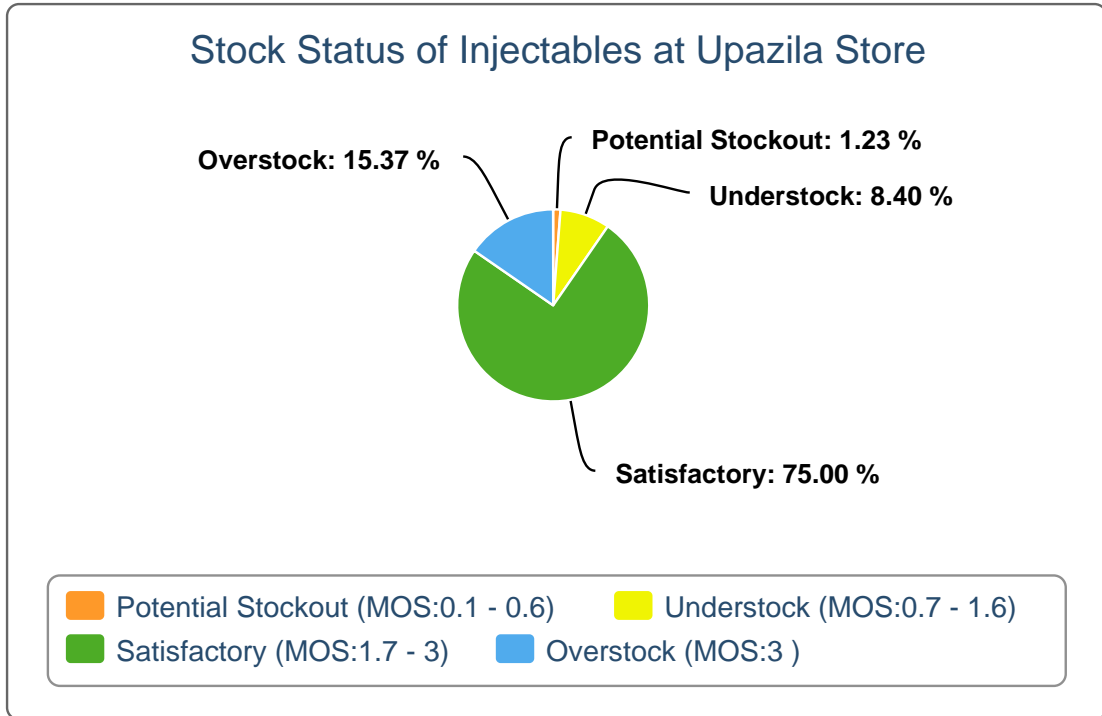
5(e).



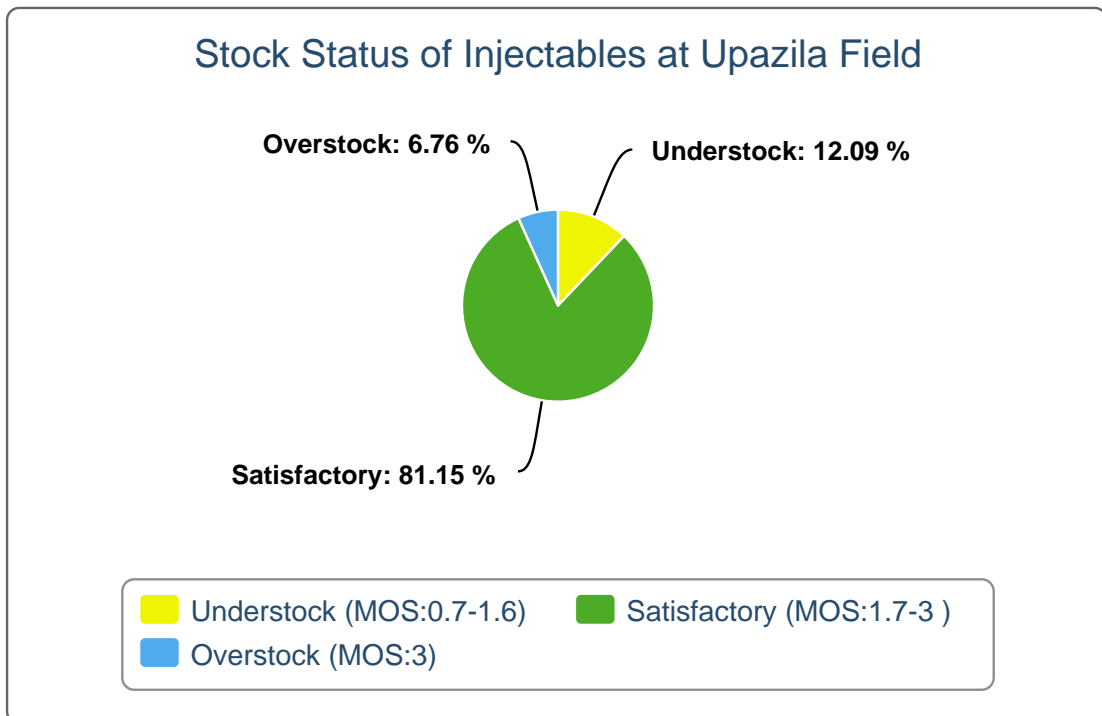
5(f).



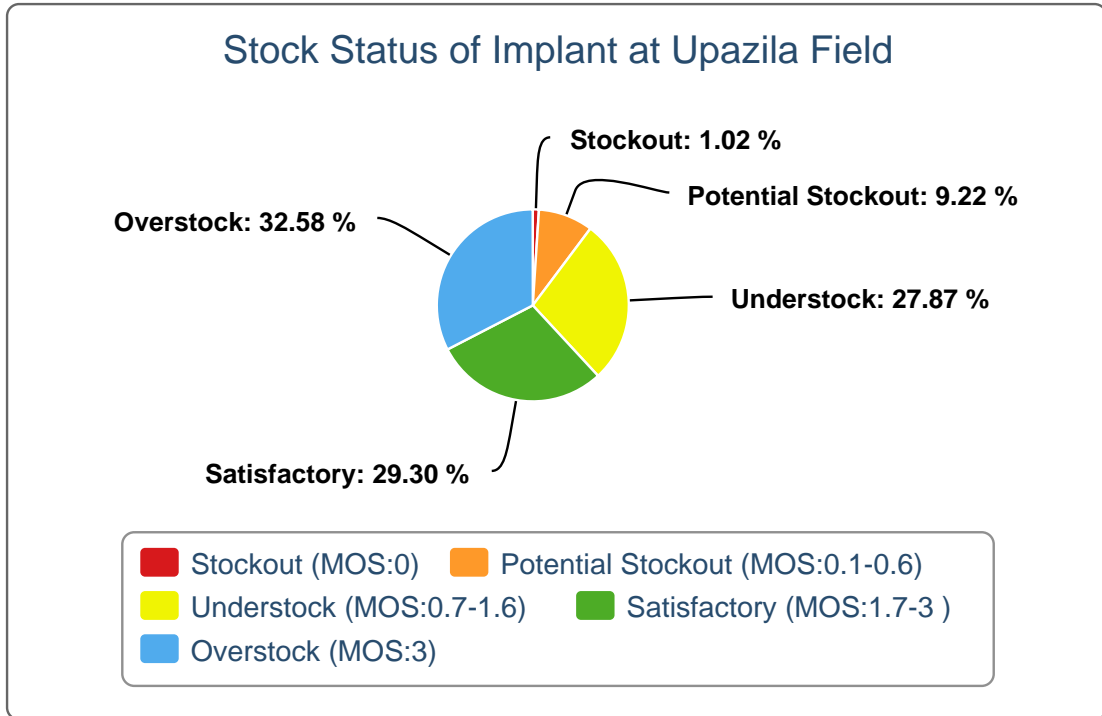
5(g).



5(h).



5(i).



## 6(a). Contraceptive Stock Status by Product at Regional Warehouses

SL	WH Name	Condom			Shukhi			IUD			Injectables			Implant		
		CBL	AMD	MOS	CBL	AMD	MOS	CBL	AMD	MOS	CBL	AMD	MOS	CBL	AMD	MOS
1	Bandarban RWH	82,800	38,530	2.1	31,680	20,110	1.6	320	109	2.9	4,000	3,245	1.2	610	205	3.0
2	Bhola RWH	100,800	101,691	1.0	139,680	86,319	1.6	1,925	247	7.8	86,000	40,214	2.1	3,426	432	7.9
3	Bogura RWH	4,327,200	543,638	8.0	43,715	393,508	0.1	14,450	623	23.2	168,800	32,158	5.2	8,924	2,325	3.8
4	Chattogram RWH	8,331,400	475,565	17.5	154,730	352,433	0.4	44,930	1,646	27.3	5,019,000	57,643	87.1	2,388	2,047	1.2
5	Cumilla RWH	1,393,200	500,185	2.8	35,500	377,600	0.1	5,816	1,471	4.0	141,000	67,454	2.1	2,095	1,930	1.1
6	Dhaka CWH	1,713,600	1,431,351	1.2	76,784	876,236	0.1	352,400	2,316	152.2	3,053,985	110,096	27.7	238,908	2,807	85.1
7	Dinajpur RWH	838,800	200,869	4.2	2,880	314,363	0.0	1,950	516	3.8	110,000	36,446	3.0	4,834	1,879	2.6
8	Faridpur RWH	280,800	635,611	0.4	1,440	410,550	0.0	8,400	1,208	7.0	101,000	46,518	2.2	1,180	2,247	0.5
9	Jamalpur RWH	270,000	285,101	0.9	87,840	247,141	0.4	4,028	451	8.9	105,700	31,396	3.4	3,700	1,114	3.3
10	Jashore RWH	693,200	453,765	1.5	4,320	302,986	0.0	4,350	517	8.4	97,700	45,428	2.2	3,928	1,357	2.9
11	Khulna RWH	711,200	644,507	1.1	4,650	431,993	0.0	8,925	839	10.6	3,884,100	43,384	89.5	3,428	1,448	2.4
12	Kushtia RWH	208,800	283,142	0.7	2,880	169,378	0.0	1,649	217	7.6	49,400	34,135	1.4	3,284	576	5.7
13	Mymensingh RWH	1,191,600	665,399	1.8	25,920	729,572	0.0	5,775	985	5.9	157,500	55,313	2.8	3,532	2,429	1.5
14	Noakhali RWH	442,800	261,903	1.7	56,160	180,236	0.3	4,075	709	5.7	83,200	41,592	2.0	300	1,418	0.2
15	Pabna RWH	968,400	483,222	2.0	1,440	369,272	0.0	8,950	942	9.5	105,000	45,092	2.3	4,850	995	4.9
16	Patuakhali RWH	273,600	122,274	2.2	1,440	156,566	0.0	3,950	402	9.8	50,000	25,474	2.0	2,000	990	2.0
17	Rajshahi RWH	874,800	622,514	1.4	2,880	320,402	0.0	6,344	461	13.8	125,000	36,624	3.4	3,758	1,289	2.9
18	Rangamati RWH	64,800	45,494	1.4	4,320	32,905	0.1	374	75	5.0	6,700	3,301	2.0	872	230	3.8
19	Rangpur RWH	748,800	510,126	1.5	1,440	666,104	0.0	10,225	1,455	7.0	204,000	105,021	1.9	2,786	3,095	0.9
20	Sylhet RWH	583,200	536,907	1.1	30,240	388,348	0.1	5,875	743	7.9	80,300	49,076	1.6	1,600	1,810	0.9
21	Tangail RWH	417,600	297,870	1.4	50,721	296,281	0.2	1,300	475	2.7	68,000	27,212	2.5	1,612	874	1.8

**6(b). Contraceptive Stock Status by Product at Upazila**

SL	Warehouse Name	Upazila Name	Condom			Shukhi			IUD			Injectables			Implant		
			CBL	AMD	MOS	CBL	AMD	MOS	CBL	AMD	MOS	CBL	AMD	MOS	CBL	AMD	MOS
1	Bandarban RWH	Alikadam	22,300	9,016	2.5	7,212	2,424	3.0	63	18	3.5	2,734	759	3.6	50	50	1.0
2	Bandarban RWH	Bandarban Sadar	12,300	5,127	2.4	7,915	4,110	1.9	82	21	3.9	1,644	682	2.4	127	29	4.4
3	Bandarban RWH	Lama	16,500	6,170	2.7	11,250	4,628	2.4	120	33	3.6	2,799	766	3.7	115	42	2.7
4	Bandarban RWH	Naikhongchhari	29,800	8,427	3.5	14,220	4,167	3.4	106	13	8.2	3,523	702	5.0	182	17	10.7
5	Bandarban RWH	Rowangchhari	11,600	2,078	5.6	6,025	1,703	3.5	28	4	7.0	851	142	6.0	20	18	1.1
6	Bandarban RWH	Ruma	10,200	5,042	2.0	3,690	1,554	2.4	51	12	4.3	685	129	5.3	20	15	1.3
7	Bandarban RWH	Thanchi	6,800	2,670	2.5	4,125	1,524	2.7	100	8	12.5	341	65	5.2	50	34	1.5
8	Bhola RWH	Bhola Sadar	26,900	12,709	2.1	15,570	10,068	1.5	149	75	2.0	11,800	5,546	2.1	20	134	0.1
9	Bhola RWH	Burhanuddin	8,400	4,549	1.8	10,545	8,013	1.3	39	22	1.8	3,387	1,717	2.0	194	53	3.7
10	Bhola RWH	Char Fasson	37,300	17,816	2.1	16,080	16,868	1.0	140	40	3.5	17,901	9,490	1.9	211	70	3.0
11	Bhola RWH	Daulat Khan	12,900	7,340	1.8	15,730	7,478	2.1	56	10	5.6	8,900	4,127	2.2	122	21	5.8
12	Bhola RWH	Hizla	20,100	8,219	2.4	10,890	5,166	2.1	27	13	2.1	3,280	1,547	2.1	30	16	1.9
13	Bhola RWH	Lalmohan	30,810	15,013	2.1	21,315	12,395	1.7	60	23	2.6	13,180	6,199	2.1	82	43	1.9
14	Bhola RWH	Manpura	6,700	4,789	1.4	2,627	2,735	1.0	40	4	10.0	4,495	1,923	2.3	72	22	3.3
15	Bhola RWH	Mehendiganj	32,000	15,336	2.1	15,540	10,914	1.4	66	27	2.4	10,518	4,649	2.3	122	17	7.2
16	Bhola RWH	Muladi	15,100	8,500	1.8	11,320	7,454	1.5	58	17	3.4	4,947	1,880	2.6	50	29	1.7
17	Bhola RWH	Tazumuddin	16,100	7,420	2.2	19,080	5,228	3.6	40	16	2.5	7,300	3,136	2.3	72	27	2.7
18	Bogura RWH	Adamdighi	26,100	10,013	2.6	18,480	6,330	2.9	106	16	6.6	1,514	368	4.1	0	45	0.0
19	Bogura RWH	Akkelpur	50,900	5,458	9.3	13,590	5,351	2.5	93	12	7.8	2,498	447	5.6	172	62	2.8
20	Bogura RWH	Atrai	6,700	11,689	0.6	22,130	11,716	1.9	234	11	21.3	1,999	466	4.3	210	38	5.5
21	Bogura RWH	Badalgachhi	50,200	15,924	3.2	2,670	14,408	0.2	200	8	25.0	4,201	1,713	2.5	372	54	6.9
22	Bogura RWH	Bogura Sadar	13,440	69,733	0.2	5,190	18,648	0.3	270	50	5.4	2,493	1,922	1.3	150	200	0.8
23	Bogura RWH	Dhamoirhat	19,600	9,071	2.2	14,311	8,570	1.7	126	17	7.4	1,871	922	2.0	200	22	9.1
24	Bogura RWH	Dhunat	64,800	31,129	2.1	24,020	19,585	1.2	139	24	5.8	4,717	2,104	2.2	200	107	1.9
25	Bogura RWH	Dhupchanchia	47,700	7,481	6.4	15,885	7,736	2.1	191	17	11.2	3,468	729	4.8	438	97	4.5



SL	Warehouse Name	Upazila Name	Condom			Shukhi			IUD			Injectables			Implant		
			CBL	AMD	MOS	CBL	AMD	MOS	CBL	AMD	MOS	CBL	AMD	MOS	CBL	AMD	MOS
26	Bogura RWH	Gabtali	47,400	38,080	1.2	12,600	19,452	0.6	114	11	10.4	4,637	2,674	1.7	0	105	0.0
27	Bogura RWH	Ghoraghat	58,000	6,040	9.6	18,690	6,518	2.9	141	27	5.2	1,916	421	4.6	182	43	4.2
28	Bogura RWH	Hakimpur	46,800	5,613	8.3	17,031	3,560	4.8	147	9	16.3	3,465	154	22.5	194	38	5.1
29	Bogura RWH	Joypurhat Sadar	39,300	20,628	1.9	16,323	13,493	1.2	240	59	4.1	3,200	1,194	2.7	214	196	1.1
30	Bogura RWH	Kahaloo	43,600	18,980	2.3	7,035	12,021	0.6	163	29	5.6	1,844	930	2.0	0	123	0.0
31	Bogura RWH	Kalai	12,264	6,379	1.9	16,875	8,337	2.0	100	11	9.1	2,195	498	4.4	100	31	3.2
32	Bogura RWH	Khetlal	20,600	7,996	2.6	8,280	4,965	1.7	90	9	10.0	2,203	238	9.3	144	41	3.5
33	Bogura RWH	Mahadebpur	45,600	15,009	3.0	6,480	17,614	0.4	138	11	12.5	2,597	898	2.9	150	62	2.4
34	Bogura RWH	Manda	105,000	21,869	4.8	26,640	31,289	0.9	478	66	7.2	7,755	1,824	4.3	60	74	0.8
35	Bogura RWH	Nandigram	26,300	8,900	3.0	3,705	11,640	0.3	50	2	25.0	2,940	370	7.9	0	49	0.0
36	Bogura RWH	Naogaon Sadar	57,100	23,647	2.4	2,685	18,713	0.1	158	18	8.8	3,232	1,383	2.3	0	101	0.0
37	Bogura RWH	Niamatpur	40,500	16,395	2.5	11,520	13,581	0.8	163	16	10.2	6,100	998	6.1	100	53	1.9
38	Bogura RWH	Panchbibi	36,790	13,777	2.7	11,997	8,846	1.4	58	11	5.3	1,282	680	1.9	395	146	2.7
39	Bogura RWH	Patnitala	36,600	11,403	3.2	20,162	9,462	2.1	183	14	13.1	4,271	551	7.8	224	74	3.0
40	Bogura RWH	Porsha	46,116	11,383	4.1	21,270	10,131	2.1	159	11	14.5	3,499	499	7.0	200	39	5.1
41	Bogura RWH	Raninagar	17,800	12,780	1.4	12,060	12,769	0.9	153	9	17.0	3,619	476	7.6	250	30	8.3
42	Bogura RWH	Sapahar	48,910	10,214	4.8	38,532	11,262	3.4	136	5	27.2	2,491	935	2.7	172	39	4.4
43	Bogura RWH	Sariakandi	47,000	12,306	3.8	11,475	8,790	1.3	131	28	4.7	2,988	1,099	2.7	200	126	1.6
44	Bogura RWH	Shajahanpur	65,700	40,709	1.6	28,340	16,558	1.7	172	28	6.1	3,258	1,056	3.1	0	78	0.0
45	Bogura RWH	Sherpur	70,800	31,247	2.3	23,926	19,644	1.2	182	26	7.0	4,190	1,609	2.6	0	75	0.0
46	Bogura RWH	Shibganj	52,100	27,581	1.9	8,790	23,082	0.4	106	26	4.1	2,050	3,831	0.5	0	87	0.0
47	Bogura RWH	Sonatola	65,300	22,204	2.9	34,155	19,437	1.8	260	42	6.2	3,448	1,169	2.9	144	90	1.6
48	Chattogram RWH	Anowara	21,300	10,650	2.0	3,585	11,755	0.3	84	35	2.4	1,802	863	2.1	300	51	5.9
49	Chattogram RWH	Banshkhali	37,400	15,384	2.4	4,200	12,933	0.3	98	48	2.0	4,631	2,283	2.0	102	69	1.5
50	Chattogram RWH	Boalkhali	22,800	8,198	2.8	8,759	11,237	0.8	102	39	2.6	1,119	524	2.1	50	47	1.1

SL	Warehouse Name	Upazila Name	Condom			Shukhi			IUD			Injectables			Implant		
			CBL	AMD	MOS	CBL	AMD	MOS	CBL	AMD	MOS	CBL	AMD	MOS	CBL	AMD	MOS
51	Chattogram RWH	Chakaria	47,100	21,695	2.2	19,425	17,050	1.1	210	75	2.8	8,701	4,281	2.0	250	132	1.9
52	Chattogram RWH	Chandanaish	27,000	9,993	2.7	2,295	10,060	0.2	91	48	1.9	2,060	946	2.2	50	46	1.1
53	Chattogram RWH	Cox's Bazar Sadar	60,500	31,104	1.9	20,055	19,955	1.0	244	43	5.7	6,220	3,260	1.9	480	113	4.2
54	Chattogram RWH	Dighinala	22,800	8,863	2.6	1,275	8,587	0.1	55	16	3.4	2,040	985	2.1	50	22	2.3
55	Chattogram RWH	Double Mooring	85,676	52,235	1.6	17,130	13,607	1.3	280	184	1.5	9,510	4,770	2.0	500	132	3.8
56	Chattogram RWH	Fatikchhari	46,544	23,382	2.0	1,505	17,977	0.1	91	42	2.2	4,988	2,415	2.1	300	182	1.6
57	Chattogram RWH	Hathazari	57,100	31,765	1.8	285	17,806	0.0	98	45	2.2	2,756	1,324	2.1	50	40	1.3
58	Chattogram RWH	Khagrachhari Sadar	17,600	6,521	2.7	255	6,245	0.0	190	55	3.5	1,320	744	1.8	190	11	17.3
59	Chattogram RWH	Kutubdia	34,500	3,853	9.0	17,355	4,481	3.9	271	24	11.3	5,675	1,240	4.6	432	50	8.6
60	Chattogram RWH	Lakshmichhari	9,100	2,011	4.5	4,245	2,670	1.6	53	14	3.8	279	106	2.6	50	12	4.2
61	Chattogram RWH	Lohagara	22,308	7,600	2.9	6,430	9,004	0.7	91	24	3.8	3,892	1,527	2.5	150	50	3.0
62	Chattogram RWH	Mahalchhari	10,000	3,667	2.7	7,200	4,314	1.7	50	6	8.3	750	358	2.1	100	22	4.5
63	Chattogram RWH	Maheshkhali	23,800	9,043	2.6	18,720	16,882	1.1	198	63	3.1	6,901	3,027	2.3	72	84	0.9
64	Chattogram RWH	Manikchhari	3,300	1,376	2.4	1,440	1,836	0.8	17	3	5.7	970	489	2.0	70	13	5.4
65	Chattogram RWH	Matiranga	23,800	10,148	2.3	0	7,457	0.0	61	15	4.1	1,746	927	1.9	115	24	4.8
66	Chattogram RWH	Mirsharai	30,200	14,916	2.0	8,284	15,114	0.5	172	69	2.5	4,680	2,330	2.0	200	69	2.9
67	Chattogram RWH	Panchhari	7,800	3,208	2.4	3,030	4,238	0.7	65	3	21.7	525	225	2.3	0	35	0.0
68	Chattogram RWH	Panchlaish	63,300	41,430	1.5	14,985	10,564	1.4	370	169	2.2	7,223	3,541	2.0	180	85	2.1
69	Chattogram RWH	Patiya	45,600	21,716	2.1	4,110	18,883	0.2	305	166	1.8	4,320	2,077	2.1	180	129	1.4
70	Chattogram RWH	Pekua	12,000	6,984	1.7	6,285	6,796	0.9	54	15	3.6	4,034	2,114	1.9	100	74	1.4
71	Chattogram RWH	Ramgarh	7,300	3,602	2.0	2,655	4,241	0.6	37	6	6.2	599	275	2.2	31	38	0.8
72	Chattogram RWH	Ramu	50,400	11,901	4.2	11,190	9,541	1.2	181	34	5.3	9,750	2,720	3.6	100	87	1.1
73	Chattogram RWH	Rangunia	49,600	25,105	2.0	2,580	14,139	0.2	197	76	2.6	3,831	1,742	2.2	200	54	3.7
74	Chattogram RWH	Raozan	32,064	15,541	2.1	7,335	13,562	0.5	163	74	2.2	2,504	1,334	1.9	152	50	3.0
75	Chattogram RWH	Sandwip	36,166	10,081	3.6	13,110	10,989	1.2	254	49	5.2	5,559	1,462	3.8	150	64	2.3

SL	Warehouse Name	Upazila Name	Condom			Shukhi			IUD			Injectables			Implant		
			CBL	AMD	MOS	CBL	AMD	MOS	CBL	AMD	MOS	CBL	AMD	MOS	CBL	AMD	MOS
76	Chattogram RWH	Satkania	26,600	12,250	2.2	1,905	10,953	0.2	82	32	2.6	1,944	949	2.0	200	91	2.2
77	Chattogram RWH	Sitakunda	44,600	20,198	2.2	14,405	14,347	1.0	220	80	2.8	3,711	1,843	2.0	100	45	2.2
78	Chattogram RWH	Teknaf	52,144	25,502	2.0	23,085	19,495	1.2	220	74	3.0	12,945	4,973	2.6	80	84	1.0
79	Chattogram RWH	Ukhia	22,300	5,643	4.0	13,680	5,715	2.4	56	20	2.8	5,736	1,989	2.9	200	42	4.8
80	Cumilla RWH	Akhaura	24,260	6,523	3.7	17,865	5,229	3.4	106	13	8.2	2,501	715	3.5	110	31	3.5
81	Cumilla RWH	Ashuganj	37,524	13,113	2.9	31,000	6,964	4.5	186	34	5.5	7,946	1,066	7.5	100	39	2.6
82	Cumilla RWH	Banchhampur	29,800	16,703	1.8	29,970	10,846	2.8	139	35	4.0	6,571	2,841	2.3	250	161	1.6
83	Cumilla RWH	Barura	23,500	20,335	1.2	5,735	19,754	0.3	271	58	4.7	4,483	3,105	1.4	100	54	1.9
84	Cumilla RWH	Bijoynagar	26,808	13,791	1.9	3,726	10,333	0.4	117	9	13.0	2,777	1,702	1.6	200	42	4.8
85	Cumilla RWH	Brahman Para	23,000	7,281	3.2	15,645	7,998	2.0	126	25	5.0	2,645	722	3.7	0	33	0.0
86	Cumilla RWH	Brahmanbaria Sadar	43,700	22,566	1.9	52,080	12,309	4.2	283	72	3.9	5,906	2,837	2.1	150	98	1.5
87	Cumilla RWH	Burichang	57,600	18,879	3.1	15,840	13,810	1.1	198	60	3.3	5,869	2,163	2.7	252	75	3.4
88	Cumilla RWH	Chandina	14,700	18,908	0.8	66,925	14,392	4.7	182	41	4.4	4,267	2,631	1.6	15	43	0.3
89	Cumilla RWH	Chandpur Sadar	28,300	15,960	1.8	11,870	14,367	0.8	278	98	2.8	4,334	2,452	1.8	200	132	1.5
90	Cumilla RWH	Chauddagam	21,700	18,260	1.2	5,520	18,572	0.3	250	38	6.6	4,258	3,632	1.2	100	31	3.2
91	Cumilla RWH	Cumilla Adarsha Sadar	5,200	30,873	0.2	26,700	18,733	1.4	220	117	1.9	2,396	3,184	0.8	220	109	2.0
92	Cumilla RWH	Cumilla Sadar Dakshin	10,200	15,938	0.6	4,525	16,558	0.3	230	63	3.7	6,590	2,837	2.3	150	39	3.8
93	Cumilla RWH	Daudkandi	42,700	14,395	3.0	14,820	10,970	1.4	119	60	2.0	5,225	1,872	2.8	100	27	3.7
94	Cumilla RWH	Debidwar	59,400	18,872	3.1	3,420	17,425	0.2	227	89	2.6	3,483	2,718	1.3	100	44	2.3
95	Cumilla RWH	Faridganj	56,800	14,824	3.8	36,285	10,743	3.4	175	51	3.4	6,675	2,720	2.5	250	85	2.9
96	Cumilla RWH	Haim Char	3,800	2,790	1.4	5,325	4,096	1.3	99	9	11.0	385	559	0.7	150	21	7.1
97	Cumilla RWH	Hajiganj	98,967	8,827	11.2	65,222	9,667	6.7	378	38	9.9	7,030	2,011	3.5	160	85	1.9
98	Cumilla RWH	Homna	44,400	14,666	3.0	25,245	7,595	3.3	290	33	8.8	3,342	1,313	2.5	250	18	13.9
99	Cumilla RWH	Kachua	56,300	18,844	3.0	31,380	13,812	2.3	212	58	3.7	1,216	3,611	0.3	100	68	1.5
100	Cumilla RWH	Kasba	38,700	17,850	2.2	16,080	13,284	1.2	126	27	4.7	3,594	1,435	2.5	100	58	1.7

SL	Warehouse Name	Upazila Name	Condom			Shukhi			IUD			Injectables			Implant		
			CBL	AMD	MOS	CBL	AMD	MOS	CBL	AMD	MOS	CBL	AMD	MOS	CBL	AMD	MOS
101	Cumilla RWH	Laksam	24,500	10,286	2.4	20,085	8,701	2.3	106	42	2.5	4,443	1,711	2.6	160	45	3.6
102	Cumilla RWH	Manoharganj	100	10,106	0.0	16,335	7,931	2.1	97	18	5.4	1,917	1,339	1.4	0	33	0.0
103	Cumilla RWH	Matlab Dakshin	25,700	10,402	2.5	21,477	5,940	3.6	180	35	5.1	3,679	1,578	2.3	265	50	5.3
104	Cumilla RWH	Matlab Uttar	52,000	13,060	4.0	21,575	13,153	1.6	122	56	2.2	5,817	1,561	3.7	50	82	0.6
105	Cumilla RWH	Meghna	22,100	5,440	4.1	18,780	4,020	4.7	123	13	9.5	2,129	783	2.7	150	16	9.4
106	Cumilla RWH	Muradnagar	47,570	32,718	1.5	4,755	18,449	0.3	228	79	2.9	5,270	3,139	1.7	150	45	3.3
107	Cumilla RWH	Nabinagar	59,600	22,639	2.6	25,650	15,298	1.7	164	22	7.5	7,406	2,338	3.2	200	96	2.1
108	Cumilla RWH	Nangalkot	39,900	20,093	2.0	16,815	11,539	1.5	300	44	6.8	7,360	2,451	3.0	150	49	3.1
109	Cumilla RWH	Nasirnagar	34,600	14,108	2.5	3,750	12,097	0.3	190	37	5.1	4,136	1,275	3.2	200	54	3.7
110	Cumilla RWH	Sarail	36,900	15,323	2.4	18,915	11,532	1.6	120	28	4.3	3,795	1,656	2.3	100	78	1.3
111	Cumilla RWH	Shahrasti	19,100	4,283	4.5	14,265	6,554	2.2	163	29	5.6	4,878	2,059	2.4	150	63	2.4
112	Cumilla RWH	Titas	11,300	11,529	1.0	32,655	4,929	6.6	76	40	1.9	4,592	1,438	3.2	150	26	5.8
113	Dhaka CWH	Araihazar	30,900	14,621	2.1	14,400	20,732	0.7	75	58	1.3	4,035	2,346	1.7	0	91	0.0
114	Dhaka CWH	Bandar	73,100	44,486	1.6	9,815	17,877	0.5	129	42	3.1	5,149	2,575	2.0	0	69	0.0
115	Dhaka CWH	Belabo	20,100	11,085	1.8	12,150	11,184	1.1	34	28	1.2	2,644	1,222	2.2	0	38	0.0
116	Dhaka CWH	Daulatpur	28,200	12,492	2.3	5,775	10,078	0.6	33	12	2.8	2,029	982	2.1	0	58	0.0
117	Dhaka CWH	Dhamrai	26,900	26,951	1.0	72,598	24,546	3.0	264	128	2.1	3,673	1,791	2.1	72	72	1.0
118	Dhaka CWH	Dohar	26,052	12,475	2.1	10,128	7,685	1.3	77	25	3.1	1,402	667	2.1	200	52	3.8
119	Dhaka CWH	Gazaria	15,299	5,881	2.6	7,610	6,466	1.2	33	9	3.7	1,567	578	2.7	158	19	8.3
120	Dhaka CWH	Gazipur Sadar	97,000	56,152	1.7	21,210	26,970	0.8	225	71	3.2	6,179	2,726	2.3	0	82	0.0
121	Dhaka CWH	Ghior	17,000	21,259	0.8	8,355	10,522	0.8	31	13	2.4	2,219	1,140	1.9	300	32	9.4
122	Dhaka CWH	Harirampur	29,180	12,620	2.3	12,720	6,306	2.0	17	9	1.9	1,091	457	2.4	260	56	4.6
123	Dhaka CWH	Kaliakair	34,300	23,291	1.5	10,695	18,979	0.6	37	27	1.4	1,452	670	2.2	200	37	5.4
124	Dhaka CWH	Kaliganj	61,800	29,555	2.1	16,145	16,403	1.0	58	20	2.9	2,750	1,259	2.2	350	27	13.0
125	Dhaka CWH	Kapasia	35,200	20,838	1.7	7,370	15,830	0.5	93	22	4.2	1,600	847	1.9	0	37	0.0

SL	Warehouse Name	Upazila Name	Condom			Shukhi			IUD			Injectables			Implant		
			CBL	AMD	MOS	CBL	AMD	MOS	CBL	AMD	MOS	CBL	AMD	MOS	CBL	AMD	MOS
126	Dhaka CWH	Keraniganj	89,168	47,907	1.9	15,690	28,753	0.5	266	121	2.2	7,848	3,498	2.2	600	113	5.3
127	Dhaka CWH	Lohajang	26,500	14,798	1.8	1,245	9,909	0.1	81	24	3.4	2,244	1,025	2.2	100	56	1.8
128	Dhaka CWH	Manikganj Sadar	27,600	41,991	0.7	14,670	18,146	0.8	69	29	2.4	3,885	2,167	1.8	100	86	1.2
129	Dhaka CWH	Manohardi	46,500	24,821	1.9	1,918	13,842	0.1	201	57	3.5	5,198	2,432	2.1	0	24	0.0
130	Dhaka CWH	Mirpur	37,500	142,759	0.3	41,865	43,692	1.0	445	286	1.6	25,266	11,692	2.2	200	306	0.7
131	Dhaka CWH	Munshiganj Sadar	49,886	28,118	1.8	29,052	17,140	1.7	121	25	4.8	3,214	1,644	2.0	300	58	5.2
132	Dhaka CWH	Narayanganj Sadar	127,200	75,106	1.7	23,205	53,666	0.4	201	88	2.3	18,512	8,971	2.1	200	174	1.1
133	Dhaka CWH	Narsingdi Sadar	123,451	58,950	2.1	31,288	56,600	0.6	364	129	2.8	20,068	8,966	2.2	83	105	0.8
134	Dhaka CWH	Nawabganj	46,700	23,598	2.0	2,901	13,435	0.2	73	20	3.7	2,228	1,006	2.2	200	61	3.3
135	Dhaka CWH	Palash	17,900	10,363	1.7	9,600	10,757	0.9	87	22	4.0	2,581	1,203	2.1	0	44	0.0
136	Dhaka CWH	Roypura	106,200	53,240	2.0	61,875	18,955	3.3	259	99	2.6	6,139	7,060	0.9	200	29	6.9
137	Dhaka CWH	Rupganj	64,090	40,975	1.6	15,715	34,343	0.5	126	42	3.0	7,346	3,347	2.2	0	59	0.0
138	Dhaka CWH	Saturia	16,300	9,090	1.8	18,405	8,131	2.3	55	27	2.0	1,571	750	2.1	0	49	0.0
139	Dhaka CWH	Savar	14,200	75,670	0.2	4,665	38,570	0.1	195	105	1.9	9,375	4,408	2.1	250	94	2.7
140	Dhaka CWH	Serajdikhan	40,792	21,040	1.9	12,275	19,139	0.6	130	41	3.2	3,353	1,606	2.1	0	55	0.0
141	Dhaka CWH	Shibalaya	17,900	16,515	1.1	8,640	9,018	1.0	48	15	3.2	3,345	1,472	2.3	0	45	0.0
142	Dhaka CWH	Shibpur	42,300	20,191	2.1	5,128	17,252	0.3	84	29	2.9	5,331	2,290	2.3	72	50	1.4
143	Dhaka CWH	Singair	46,270	24,160	1.9	15,475	14,160	1.1	115	21	5.5	1,990	988	2.0	300	36	8.3
144	Dhaka CWH	Sonargaon	40,900	27,316	1.5	9,105	23,420	0.4	115	49	2.3	6,248	2,970	2.1	0	54	0.0
145	Dhaka CWH	Sreenagar	56,400	30,309	1.9	13,050	24,305	0.5	96	32	3.0	3,883	1,807	2.1	400	53	7.5
146	Dhaka CWH	Sreepur	50,860	30,384	1.7	7,617	28,715	0.3	140	24	5.8	4,036	1,958	2.1	0	85	0.0
147	Dhaka CWH	Tejgaon	232,800	269,783	0.9	18,720	157,074	0.1	845	488	1.7	1,250	19,328	0.1	758	379	2.0
148	Dhaka CWH	Tongi	80,300	40,935	2.0	11,560	14,427	0.8	132	73	1.8	3,689	1,811	2.0	1,070	95	11.3
149	Dhaka CWH	Tongibari	25,300	11,626	2.2	35,040	9,209	3.8	57	6	9.5	980	437	2.2	300	27	11.1
150	Dinajpur RWH	Atwari	16,100	6,252	2.6	1,067	10,369	0.1	67	12	5.6	1,986	1,043	1.9	0	32	0.0

SL	Warehouse Name	Upazila Name	Condom			Shukhi			IUD			Injectables			Implant		
			CBL	AMD	MOS	CBL	AMD	MOS	CBL	AMD	MOS	CBL	AMD	MOS	CBL	AMD	MOS
151	Dinajpur RWH	Baliadangi	16,900	4,165	4.1	9,915	8,414	1.2	48	6	8.0	2,068	1,969	1.1	0	33	0.0
152	Dinajpur RWH	Biral	37,604	8,127	4.6	17,160	12,464	1.4	108	20	5.4	4,801	1,000	4.8	310	76	4.1
153	Dinajpur RWH	Birampur	15,300	5,766	2.7	6,450	6,145	1.0	80	13	6.2	1,215	290	4.2	200	68	2.9
154	Dinajpur RWH	Birganj	14,600	9,360	1.6	504	22,854	0.0	131	44	3.0	3,856	1,721	2.2	0	163	0.0
155	Dinajpur RWH	Bochaganj	25,892	6,955	3.7	1,767	11,253	0.2	108	35	3.1	2,465	712	3.5	300	64	4.7
156	Dinajpur RWH	Boda	11,100	9,490	1.2	1,905	21,333	0.1	61	19	3.2	2,662	2,518	1.1	0	130	0.0
157	Dinajpur RWH	Chirirbandar	19,100	6,863	2.8	2,745	15,404	0.2	86	20	4.3	3,062	1,129	2.7	10	133	0.1
158	Dinajpur RWH	Debiganj	26,400	11,511	2.3	495	26,949	0.0	97	34	2.9	4,163	3,978	1.0	0	80	0.0
159	Dinajpur RWH	Dinajpur Sadar	55,200	27,588	2.0	21,810	20,151	1.1	193	64	3.0	7,314	2,999	2.4	100	182	0.5
160	Dinajpur RWH	Fulbari	10,500	5,646	1.9	1,755	6,593	0.3	73	24	3.0	1,044	244	4.3	50	57	0.9
161	Dinajpur RWH	Haripur	4,900	7,064	0.7	720	9,525	0.1	25	5	5.0	2,360	1,328	1.8	0	30	0.0
162	Dinajpur RWH	Kaharole	21,600	4,269	5.1	920	9,318	0.1	111	23	4.8	2,018	613	3.3	0	82	0.0
163	Dinajpur RWH	Khansama	18,360	4,730	3.9	6,948	13,945	0.5	75	29	2.6	3,240	1,143	2.8	100	152	0.7
164	Dinajpur RWH	Nawabganj	22,700	9,570	2.4	6,735	13,049	0.5	88	13	6.8	3,352	1,326	2.5	0	66	0.0
165	Dinajpur RWH	Panchagarh Sadar	13,956	11,499	1.2	4,602	18,385	0.3	45	19	2.4	621	2,269	0.3	0	60	0.0
166	Dinajpur RWH	Parbatipur	49,600	19,776	2.5	5,723	20,626	0.3	232	58	4.0	6,249	2,669	2.3	50	141	0.4
167	Dinajpur RWH	Pirganj	9,200	8,159	1.1	5,220	12,937	0.4	50	16	3.1	2,435	2,095	1.2	140	67	2.1
168	Dinajpur RWH	Ranisankail	17,220	5,025	3.4	2,145	13,160	0.2	28	8	3.5	1,940	1,066	1.8	0	56	0.0
169	Dinajpur RWH	Tentulia	8,240	7,321	1.1	705	10,146	0.1	25	15	1.7	1,489	671	2.2	100	26	3.8
170	Dinajpur RWH	Thakurgaon Sadar	39,400	21,733	1.8	3,060	31,343	0.1	135	39	3.5	11,600	5,663	2.0	400	181	2.2
171	Faridpur RWH	Agailjhara	23,210	7,824	3.0	832	7,977	0.1	48	13	3.7	2,573	618	4.2	50	19	2.6
172	Faridpur RWH	Alfadanga	45,100	21,671	2.1	3,150	5,705	0.6	21	11	1.9	1,586	708	2.2	22	22	1.0
173	Faridpur RWH	Babuganj	15,100	5,666	2.7	300	6,569	0.0	140	34	4.1	2,126	647	3.3	50	31	1.6
174	Faridpur RWH	Baliakandi	48,000	22,514	2.1	0	13,312	0.0	37	29	1.3	3,384	1,178	2.9	222	73	3.0
175	Faridpur RWH	Banari Para	11,900	6,530	1.8	2,060	8,193	0.3	92	11	8.4	1,919	600	3.2	100	59	1.7

SL	Warehouse Name	Upazila Name	Condom			Shukhi			IUD			Injectables			Implant		
			CBL	AMD	MOS	CBL	AMD	MOS	CBL	AMD	MOS	CBL	AMD	MOS	CBL	AMD	MOS
176	Faridpur RWH	Barishal Sadar (kotwali)	64,100	29,352	2.2	4,260	18,197	0.2	253	69	3.7	6,641	3,215	2.1	100	95	1.1
177	Faridpur RWH	Bhanga	44,000	20,641	2.1	0	12,910	0.0	150	57	2.6	1,777	777	2.3	122	65	1.9
178	Faridpur RWH	Bhedarganj	37,500	12,786	2.9	225	8,511	0.0	128	32	4.0	4,464	1,649	2.7	200	59	3.4
179	Faridpur RWH	Boalmari	79,100	29,705	2.7	1,450	14,313	0.1	43	25	1.7	4,385	1,480	3.0	72	52	1.4
180	Faridpur RWH	Char Bhadrasan	19,700	6,933	2.8	204	1,801	0.1	75	14	5.4	1,666	214	7.8	50	37	1.4
181	Faridpur RWH	Damudya	17,504	5,162	3.4	1,530	3,651	0.4	60	18	3.3	2,124	372	5.7	100	13	7.7
182	Faridpur RWH	Faridpur Sadar	102,900	43,422	2.4	1,575	16,788	0.1	254	68	3.7	6,016	3,064	2.0	172	138	1.2
183	Faridpur RWH	Gaurnadi	27,200	9,810	2.8	0	10,125	0.0	75	13	5.8	3,754	1,143	3.3	0	37	0.0
184	Faridpur RWH	Goalanda	70,908	29,275	2.4	1,635	6,346	0.3	96	7	13.7	3,481	1,414	2.5	200	49	4.1
185	Faridpur RWH	Gopalganj Sadar	63,631	33,149	1.9	3,562	15,334	0.2	13	49	0.3	3,900	1,369	2.8	212	101	2.1
186	Faridpur RWH	Gosairhat	25,400	10,680	2.4	2,150	7,791	0.3	107	43	2.5	3,924	1,005	3.9	100	20	5.0
187	Faridpur RWH	Jhalokati Sadar	22,600	8,680	2.6	840	7,463	0.1	35	24	1.5	3,195	896	3.6	150	56	2.7
188	Faridpur RWH	Kalkini	24,400	11,977	2.0	810	10,975	0.1	36	33	1.1	2,089	1,207	1.7	177	87	2.0
189	Faridpur RWH	Kashiani	49,900	17,466	2.9	5,210	14,408	0.4	12	17	0.7	4,709	1,159	4.1	150	39	3.8
190	Faridpur RWH	Kotalipara	28,000	10,789	2.6	1,125	15,586	0.1	74	9	8.2	2,420	749	3.2	20	69	0.3
191	Faridpur RWH	Madaripur Sadar	55,500	19,701	2.8	270	21,101	0.0	231	87	2.7	11,023	4,776	2.3	344	126	2.7
192	Faridpur RWH	Madhukhali	44,700	15,960	2.8	2,625	14,617	0.2	129	39	3.3	4,079	1,369	3.0	150	75	2.0
193	Faridpur RWH	Muksudpur	59,195	26,216	2.3	135	22,309	0.0	9	31	0.3	4,603	1,815	2.5	0	70	0.0
194	Faridpur RWH	Nagarkanda	38,800	16,741	2.3	95	10,173	0.0	112	36	3.1	2,354	581	4.1	0	32	0.0
195	Faridpur RWH	Naria	16,584	9,479	1.7	855	9,276	0.1	14	20	0.7	3,274	897	3.6	201	39	5.2
196	Faridpur RWH	Nesarabad (swarupkati)	42,200	15,901	2.7	750	12,431	0.1	116	31	3.7	2,710	1,121	2.4	100	63	1.6
197	Faridpur RWH	Pangsha	80,400	37,877	2.1	4,125	20,965	0.2	87	34	2.6	4,357	1,846	2.4	472	116	4.1
198	Faridpur RWH	Rajbari Sadar	84,200	42,698	2.0	990	14,226	0.1	328	118	2.8	6,315	2,472	2.6	117	168	0.7
199	Faridpur RWH	Rajoir	29,600	14,041	2.1	470	12,421	0.0	25	14	1.8	3,896	1,429	2.7	122	50	2.4
200	Faridpur RWH	Sadarpur	33,300	12,675	2.6	5,655	6,764	0.8	151	20	7.6	2,823	583	4.8	151	30	5.0

SL	Warehouse Name	Upazila Name	Condom			Shukhi			IUD			Injectables			Implant		
			CBL	AMD	MOS	CBL	AMD	MOS	CBL	AMD	MOS	CBL	AMD	MOS	CBL	AMD	MOS
201	Faridpur RWH	Saltha	32,400	11,931	2.7	1,545	8,517	0.2	94	37	2.5	1,670	604	2.8	194	39	5.0
202	Faridpur RWH	Shariatpur Sadar	30,000	11,396	2.6	210	8,026	0.0	123	54	2.3	2,638	867	3.0	0	33	0.0
203	Faridpur RWH	Shib Char	62,600	24,155	2.6	3,480	18,544	0.2	94	42	2.2	6,569	2,573	2.6	50	81	0.6
204	Faridpur RWH	Tungipara	25,000	9,215	2.7	4,050	5,926	0.7	2	16	0.1	2,200	500	4.4	132	44	3.0
205	Faridpur RWH	Wazirpur	26,800	11,844	2.3	105	12,706	0.0	139	17	8.2	4,236	889	4.8	50	91	0.5
206	Faridpur RWH	Zanjira	34,300	11,749	2.9	2,560	6,593	0.4	184	36	5.1	2,814	732	3.8	250	69	3.6
207	Jamalpur RWH	Bakshiganj	25,200	17,805	1.4	12,055	10,389	1.2	74	26	2.8	1,845	960	1.9	1	68	0.0
208	Jamalpur RWH	Char Rajibpur	35,808	16,842	2.1	10,485	6,135	1.7	33	2	16.5	2,379	1,389	1.7	27	16	1.7
209	Jamalpur RWH	Dewanganj	34,380	20,254	1.7	17,900	15,281	1.2	142	33	4.3	7,013	3,033	2.3	50	96	0.5
210	Jamalpur RWH	Islampur	38,900	23,614	1.6	25,039	22,595	1.1	114	67	1.7	4,232	1,877	2.3	200	76	2.6
211	Jamalpur RWH	Jamalpur Sadar	21,200	38,055	0.6	40,165	37,144	1.1	148	77	1.9	9,375	4,673	2.0	400	178	2.2
212	Jamalpur RWH	Jhenaigati	24,200	11,671	2.1	17,134	16,605	1.0	32	17	1.9	2,680	1,523	1.8	120	47	2.6
213	Jamalpur RWH	Madarganj	29,500	15,989	1.8	30,240	14,070	2.1	110	58	1.9	2,350	1,049	2.2	0	117	0.0
214	Jamalpur RWH	Melandaha	38,700	24,147	1.6	58,320	21,133	2.8	150	35	4.3	5,100	2,529	2.0	100	64	1.6
215	Jamalpur RWH	Nakla	21,700	11,420	1.9	52,665	11,916	4.4	22	22	1.0	2,615	1,332	2.0	100	82	1.2
216	Jamalpur RWH	Nalitabari	32,900	16,435	2.0	22,710	16,908	1.3	20	11	1.8	2,029	1,332	1.5	0	72	0.0
217	Jamalpur RWH	Raumari	40,400	20,631	2.0	12,765	11,758	1.1	43	19	2.3	4,504	2,169	2.1	50	27	1.9
218	Jamalpur RWH	Sarishabari	40,500	26,175	1.5	19,785	15,799	1.3	17	47	0.4	3,814	1,912	2.0	100	71	1.4
219	Jamalpur RWH	Sherpur Sadar	69,550	28,405	2.4	35,340	32,399	1.1	121	31	3.9	12,550	6,629	1.9	400	122	3.3
220	Jamalpur RWH	Sreebardi	32,664	13,658	2.4	19,830	15,009	1.3	37	6	6.2	2,113	989	2.1	250	78	3.2
221	Jashore RWH	Abhaynagar	37,500	21,856	1.7	660	10,231	0.1	172	34	5.1	4,507	2,214	2.0	0	61	0.0
222	Jashore RWH	Bagher Para	19,400	16,284	1.2	210	11,285	0.0	55	24	2.3	1,191	1,437	0.8	0	69	0.0
223	Jashore RWH	Chaugachha	27,900	19,147	1.5	630	10,454	0.1	84	19	4.4	2,070	1,021	2.0	105	55	1.9
224	Jashore RWH	Harinakunda	19,900	8,816	2.3	210	12,355	0.0	71	16	4.4	2,320	1,017	2.3	200	59	3.4
225	Jashore RWH	Jashore Sadar	50,800	70,094	0.7	870	48,607	0.0	201	56	3.6	16,477	8,104	2.0	210	103	2.0



SL	Warehouse Name	Upazila Name	Condom			Shukhi			IUD			Injectables			Implant		
			CBL	AMD	MOS	CBL	AMD	MOS	CBL	AMD	MOS	CBL	AMD	MOS	CBL	AMD	MOS
226	Jashore RWH	Jhenaidah Sadar	45,800	25,044	1.8	435	17,646	0.0	79	43	1.8	5,125	2,512	2.0	200	74	2.7
227	Jashore RWH	Jhikargachha	32,400	19,290	1.7	105	10,573	0.0	150	24	6.3	3,300	1,890	1.7	52	46	1.1
228	Jashore RWH	Kalia	24,400	17,281	1.4	150	9,241	0.0	69	14	4.9	1,425	629	2.3	322	46	7.0
229	Jashore RWH	Kaliganj	43,600	21,808	2.0	270	14,820	0.0	69	13	5.3	2,190	1,111	2.0	200	41	4.9
230	Jashore RWH	Keshabpur	34,600	16,205	2.1	7,590	9,990	0.8	113	17	6.6	5,208	2,051	2.5	104	67	1.6
231	Jashore RWH	Kotchandpur	2,200	8,183	0.3	150	5,383	0.0	40	7	5.7	1,850	728	2.5	250	28	8.9
232	Jashore RWH	Lohagara	50,800	20,940	2.4	815	12,230	0.1	50	20	2.5	4,212	1,525	2.8	522	48	10.9
233	Jashore RWH	Magura Sadar	46,500	28,754	1.6	331	22,995	0.0	74	58	1.3	6,950	3,228	2.2	0	115	0.0
234	Jashore RWH	Maheshpur	35,656	21,454	1.7	865	11,376	0.1	45	30	1.5	6,100	2,949	2.1	200	55	3.6
235	Jashore RWH	Manirampur	59,500	29,606	2.0	17,200	19,482	0.9	255	19	13.4	12,719	6,213	2.0	272	78	3.5
236	Jashore RWH	Mohammadpur	17,600	6,369	2.8	80	7,857	0.0	103	15	6.9	1,597	765	2.1	172	51	3.4
237	Jashore RWH	Narail Sadar	48,800	28,586	1.7	0	17,369	0.0	63	26	2.4	9,122	1,951	4.7	374	72	5.2
238	Jashore RWH	Shailkupa	42,600	24,748	1.7	660	19,741	0.0	98	21	4.7	2,654	1,537	1.7	272	133	2.0
239	Jashore RWH	Shalikka	12,800	5,433	2.4	7,395	7,535	1.0	125	15	8.3	1,110	571	1.9	322	43	7.5
240	Jashore RWH	Sharsha	47,100	33,387	1.4	45	14,003	0.0	118	27	4.4	5,705	2,991	1.9	74	75	1.0
241	Jashore RWH	Sreepur	18,100	10,480	1.7	7,380	9,813	0.8	49	19	2.6	1,957	984	2.0	344	38	9.1
242	Khulna RWH	Assasuni	38,600	18,391	2.1	1,185	21,423	0.1	43	7	6.1	2,870	1,321	2.2	72	50	1.4
243	Khulna RWH	Bagerhat Sadar	42,100	21,706	1.9	1,245	15,681	0.1	50	23	2.2	4,599	1,568	2.9	0	61	0.0
244	Khulna RWH	Batiaghata	24,300	13,421	1.8	1,380	10,709	0.1	38	8	4.8	1,545	725	2.1	0	30	0.0
245	Khulna RWH	Bhandaria	29,300	11,139	2.6	15	6,980	0.0	83	22	3.8	2,901	1,012	2.9	50	32	1.6
246	Khulna RWH	Chitalmari	45,600	19,708	2.3	345	10,308	0.0	41	8	5.1	3,035	1,173	2.6	0	41	0.0
247	Khulna RWH	Dacope	17,200	8,217	2.1	1,305	8,831	0.1	39	4	9.8	1,420	552	2.6	72	81	0.9
248	Khulna RWH	Daulatpur	117,000	54,503	2.1	1,515	17,199	0.1	100	28	3.6	9,200	3,533	2.6	0	45	0.0
249	Khulna RWH	Debhata	22,400	11,754	1.9	1,245	7,678	0.2	46	7	6.6	1,186	487	2.4	72	26	2.8
250	Khulna RWH	Dumuria	52,800	28,925	1.8	1,460	20,206	0.1	168	36	4.7	4,713	2,148	2.2	216	123	1.8

SL	Warehouse Name	Upazila Name	Condom			Shukhi			IUD			Injectables			Implant		
			CBL	AMD	MOS	CBL	AMD	MOS	CBL	AMD	MOS	CBL	AMD	MOS	CBL	AMD	MOS
251	Khulna RWH	Fakirhat	25,600	10,984	2.3	900	7,032	0.1	29	12	2.4	1,374	654	2.1	0	38	0.0
252	Khulna RWH	Indurkani	12,100	4,358	2.8	0	4,481	0.0	66	16	4.1	1,701	579	2.9	122	22	5.5
253	Khulna RWH	Kachua	23,200	8,180	2.8	5,655	5,994	0.9	48	15	3.2	1,094	538	2.0	0	36	0.0
254	Khulna RWH	Kalaroa	48,100	25,386	1.9	660	9,384	0.1	71	11	6.5	2,943	1,257	2.3	164	25	6.6
255	Khulna RWH	Kaliganj	50,700	24,289	2.1	0	19,369	0.0	55	17	3.2	3,148	1,343	2.3	216	42	5.1
256	Khulna RWH	Kanthalia	13,097	4,641	2.8	630	4,431	0.1	48	9	5.3	2,270	762	3.0	100	33	3.0
257	Khulna RWH	Kawkhali	11,700	3,612	3.2	0	3,419	0.0	35	13	2.7	851	351	2.4	0	22	0.0
258	Khulna RWH	Khulna Sadar	152,600	92,754	1.6	3,596	30,842	0.1	329	196	1.7	10,525	5,446	1.9	52	48	1.1
259	Khulna RWH	Koyra	38,000	12,456	3.1	75	17,730	0.0	48	12	4.0	1,606	641	2.5	144	53	2.7
260	Khulna RWH	Mathbaria	29,600	14,614	2.0	30	17,202	0.0	108	28	3.9	4,319	1,635	2.6	50	24	2.1
261	Khulna RWH	Mollahat	30,800	11,586	2.7	0	10,721	0.0	35	11	3.2	1,269	473	2.7	0	42	0.0
262	Khulna RWH	Mongla	37,000	18,100	2.0	0	10,431	0.0	71	28	2.5	2,881	1,002	2.9	100	31	3.2
263	Khulna RWH	Morrelganj	108,120	23,548	4.6	170	26,279	0.0	105	62	1.7	5,653	1,971	2.9	50	57	0.9
264	Khulna RWH	Nazirpur	34,200	13,982	2.4	90	11,920	0.0	85	23	3.7	3,200	1,327	2.4	100	33	3.0
265	Khulna RWH	Paikgachha	39,600	13,989	2.8	2,880	17,901	0.2	80	17	4.7	2,150	988	2.2	0	66	0.0
266	Khulna RWH	Phultala	40,200	17,322	2.3	2,925	6,544	0.4	50	17	2.9	2,125	780	2.7	0	38	0.0
267	Khulna RWH	Pirojpur Sadar	19,020	9,580	2.0	1,995	8,667	0.2	145	37	3.9	1,750	902	1.9	122	62	2.0
268	Khulna RWH	Rajapur	16,900	6,876	2.5	3,015	4,819	0.6	20	4	5.0	1,485	598	2.5	100	11	9.1
269	Khulna RWH	Rampal	25,800	14,452	1.8	3,760	9,802	0.4	87	27	3.2	1,080	462	2.3	344	54	6.4
270	Khulna RWH	Rupsa	28,500	13,603	2.1	60	9,146	0.0	90	25	3.6	1,430	456	3.1	72	35	2.1
271	Khulna RWH	Sarankhola	40,500	13,002	3.1	5,060	10,906	0.5	85	7	12.1	3,457	1,433	2.4	0	26	0.0
272	Khulna RWH	Satkhira Sadar	95,900	47,918	2.0	1,960	19,312	0.1	120	31	3.9	8,587	4,020	2.1	216	56	3.9
273	Khulna RWH	Shyamnagar	56,900	19,448	2.9	3,075	22,237	0.1	73	15	4.9	2,870	903	3.2	0	41	0.0
274	Khulna RWH	Tala	44,100	17,744	2.5	3,075	16,287	0.2	146	55	2.7	5,300	2,024	2.6	0	38	0.0
275	Khulna RWH	Terokhada	45,400	14,319	3.2	2,280	8,122	0.3	88	8	11.0	1,227	320	3.8	50	26	1.9

SL	Warehouse Name	Upazila Name	Condom			Shukhi			IUD			Injectables			Implant		
			CBL	AMD	MOS	CBL	AMD	MOS	CBL	AMD	MOS	CBL	AMD	MOS	CBL	AMD	MOS
276	Kushtia RWH	Alamdanga	31,100	18,431	1.7	1,080	17,188	0.1	40	12	3.3	5,350	2,610	2.0	200	85	2.4
277	Kushtia RWH	Bheramara	44,800	22,678	2.0	4,785	9,085	0.5	37	8	4.6	3,775	1,829	2.1	10	25	0.4
278	Kushtia RWH	Chuadanga Sadar	32,700	26,571	1.2	4,770	13,224	0.4	106	47	2.3	6,704	3,311	2.0	400	65	6.2
279	Kushtia RWH	Damurhuda	23,200	18,910	1.2	5,970	11,574	0.5	40	19	2.1	7,331	3,607	2.0	100	54	1.9
280	Kushtia RWH	Daulatpur	57,600	36,525	1.6	6,585	21,598	0.3	5	3	1.7	7,023	3,681	1.9	144	25	5.8
281	Kushtia RWH	Gangni	44,300	24,538	1.8	13,050	12,409	1.1	59	24	2.5	9,284	4,378	2.1	62	31	2.0
282	Kushtia RWH	Jiban Nagar	22,300	10,758	2.1	9,825	10,285	1.0	83	30	2.8	3,625	1,895	1.9	0	61	0.0
283	Kushtia RWH	Khoksa	23,500	13,919	1.7	4,090	8,061	0.5	29	6	4.8	492	179	2.7	50	13	3.8
284	Kushtia RWH	Kumarkhali	29,500	21,879	1.3	6,225	13,139	0.5	37	14	2.6	4,121	2,187	1.9	50	48	1.0
285	Kushtia RWH	Kushtia Sadar	50,665	32,069	1.6	12,501	24,771	0.5	110	35	3.1	9,470	4,299	2.2	115	90	1.3
286	Kushtia RWH	Meherpur Sadar	42,600	25,163	1.7	10,425	9,698	1.1	38	9	4.2	5,372	2,858	1.9	20	33	0.6
287	Kushtia RWH	Mirpur	37,500	24,243	1.5	11,715	15,726	0.7	25	7	3.6	4,950	2,314	2.1	10	30	0.3
288	Kushtia RWH	Mujib Nagar	16,400	7,458	2.2	3,120	2,620	1.2	29	3	9.7	1,956	987	2.0	0	16	0.0
289	Mymensingh RWH	Atpara	23,500	8,785	2.7	4,665	9,797	0.5	20	4	5.0	1,999	807	2.5	101	57	1.8
290	Mymensingh RWH	Austagram	24,720	14,387	1.7	4,500	11,457	0.4	21	28	0.8	2,438	1,392	1.8	50	18	2.8
291	Mymensingh RWH	Bajitpur	55,180	16,501	3.3	5,145	13,407	0.4	131	25	5.2	2,741	783	3.5	0	42	0.0
292	Mymensingh RWH	Barhatta	31,500	11,880	2.7	7,095	13,964	0.5	54	6	9.0	2,889	1,410	2.0	5	51	0.1
293	Mymensingh RWH	Bhairab	58,200	23,297	2.5	4,530	19,788	0.2	65	24	2.7	3,562	1,674	2.1	100	99	1.0
294	Mymensingh RWH	Bhaluka	46,400	23,696	2.0	6,495	28,854	0.2	98	37	2.6	3,985	1,772	2.2	0	89	0.0
295	Mymensingh RWH	Dharampasha	10,800	20,434	0.5	0	17,419	0.0	133	25	5.3	4,430	1,876	2.4	294	108	2.7
296	Mymensingh RWH	Dhobaura	22,500	13,357	1.7	6,315	12,810	0.5	37	9	4.1	2,900	1,332	2.2	20	19	1.1
297	Mymensingh RWH	Durgapur	43,800	21,783	2.0	3,435	17,557	0.2	82	29	2.8	4,456	2,469	1.8	0	57	0.0
298	Mymensingh RWH	Fulbaria	44,300	22,306	2.0	480	35,556	0.0	64	37	1.7	2,978	1,475	2.0	0	53	0.0
299	Mymensingh RWH	Gaffargaon	44,200	34,631	1.3	16,395	27,316	0.6	68	22	3.1	4,465	2,240	2.0	100	70	1.4
300	Mymensingh RWH	Gauripur	33,300	15,138	2.2	2,835	19,964	0.1	60	29	2.1	3,322	1,752	1.9	100	51	2.0

SL	Warehouse Name	Upazila Name	Condom			Shukhi			IUD			Injectables			Implant		
			CBL	AMD	MOS	CBL	AMD	MOS	CBL	AMD	MOS	CBL	AMD	MOS	CBL	AMD	MOS
301	Mymensingh RWH	Haluaghat	31,900	16,909	1.9	13,835	22,395	0.6	70	23	3.0	3,526	1,901	1.9	144	65	2.2
302	Mymensingh RWH	Hossainpur	31,500	12,980	2.4	30	13,784	0.0	68	23	3.0	2,082	1,176	1.8	100	47	2.1
303	Mymensingh RWH	Ishwarganj	28,206	18,459	1.5	4,230	30,941	0.1	18	14	1.3	3,866	1,821	2.1	0	67	0.0
304	Mymensingh RWH	Itna	30,500	13,863	2.2	5,130	13,692	0.4	34	16	2.1	1,469	635	2.3	144	44	3.3
305	Mymensingh RWH	Kalmakanda	44,100	17,779	2.5	180	18,698	0.0	50	16	3.1	2,077	1,197	1.7	72	39	1.8
306	Mymensingh RWH	Karimganj	36,300	16,058	2.3	3,030	17,495	0.2	24	25	1.0	2,455	1,247	2.0	0	61	0.0
307	Mymensingh RWH	Katiadi	45,100	23,941	1.9	960	18,385	0.1	29	35	0.8	3,892	1,751	2.2	255	78	3.3
308	Mymensingh RWH	Kendua	29,600	14,922	2.0	165	22,809	0.0	116	33	3.5	3,436	1,274	2.7	58	93	0.6
309	Mymensingh RWH	Khaliajuri	10,580	5,753	1.8	5,565	5,601	1.0	54	4	13.5	819	494	1.7	0	27	0.0
310	Mymensingh RWH	Kishoreganj Sadar	48,500	26,925	1.8	1,590	22,022	0.1	118	97	1.2	5,404	2,379	2.3	300	119	2.5
311	Mymensingh RWH	Kuliar Char	27,200	14,793	1.8	2,415	14,432	0.2	41	21	2.0	2,121	1,139	1.9	0	56	0.0
312	Mymensingh RWH	Madan	26,815	12,988	2.1	0	12,587	0.0	52	17	3.1	1,040	732	1.4	60	46	1.3
313	Mymensingh RWH	Mithamain	27,500	9,821	2.8	3,150	7,592	0.4	39	8	4.9	500	230	2.2	72	27	2.7
314	Mymensingh RWH	Mohanganj	17,900	7,743	2.3	0	13,700	0.0	44	14	3.1	1,710	847	2.0	0	64	0.0
315	Mymensingh RWH	Muktagachha	47,300	22,436	2.1	9,675	26,766	0.4	39	20	2.0	3,743	1,946	1.9	100	90	1.1
316	Mymensingh RWH	Mymensingh Sadar	47,500	57,141	0.8	3,900	46,747	0.1	148	108	1.4	6,269	3,475	1.8	0	145	0.0
317	Mymensingh RWH	Nandail	2,100	14,486	0.1	5	35,631	0.0	126	27	4.7	1,850	2,249	0.8	0	60	0.0
318	Mymensingh RWH	Netrakona Sadar	37,700	20,335	1.9	0	23,840	0.0	43	5	8.6	4,521	2,470	1.8	0	94	0.0
319	Mymensingh RWH	Nikli	30,300	13,404	2.3	2,625	8,551	0.3	30	39	0.8	1,938	839	2.3	144	37	3.9
320	Mymensingh RWH	Pakundia	34,416	17,111	2.0	1,275	16,166	0.1	38	23	1.7	2,577	1,271	2.0	50	58	0.9
321	Mymensingh RWH	Phulpur	46,070	25,259	1.8	5,700	40,377	0.1	106	69	1.5	4,315	2,483	1.7	244	190	1.3
322	Mymensingh RWH	Purbadhala	30,400	15,212	2.0	1,005	20,107	0.0	13	14	0.9	4,274	2,035	2.1	144	75	1.9
323	Mymensingh RWH	Tarail	32,550	16,880	1.9	595	12,900	0.0	16	25	0.6	2,054	894	2.3	50	45	1.1
324	Mymensingh RWH	Trishal	40,100	24,006	1.7	6,620	36,465	0.2	67	34	2.0	3,710	1,846	2.0	100	88	1.1
325	Noakhali RWH	Begumganj	15,500	22,274	0.7	13,140	12,779	1.0	89	96	0.9	658	2,111	0.3	10	155	0.1

SL	Warehouse Name	Upazila Name	Condom			Shukhi			IUD			Injectables			Implant		
			CBL	AMD	MOS	CBL	AMD	MOS	CBL	AMD	MOS	CBL	AMD	MOS	CBL	AMD	MOS
326	Noakhali RWH	Chatkhil	10,450	4,954	2.1	1,759	4,427	0.4	49	23	2.1	1,633	750	2.2	50	38	1.3
327	Noakhali RWH	Chhagalnaiya	19,100	10,733	1.8	3,150	7,422	0.4	38	12	3.2	2,363	1,125	2.1	50	40	1.3
328	Noakhali RWH	Companiganj	25,612	10,916	2.3	7,215	7,266	1.0	47	21	2.2	2,609	1,300	2.0	100	60	1.7
329	Noakhali RWH	Daganbhuiyan	27,700	13,840	2.0	3,180	6,193	0.5	25	17	1.5	2,138	1,029	2.1	160	34	4.7
330	Noakhali RWH	Feni Sadar	49,700	39,721	1.3	13,239	18,424	0.7	168	120	1.4	7,795	3,877	2.0	260	128	2.0
331	Noakhali RWH	Fulgazi	18,100	8,542	2.1	5,595	5,163	1.1	29	17	1.7	1,608	744	2.2	195	26	7.5
332	Noakhali RWH	Hatiya	34,400	16,281	2.1	9,660	14,957	0.6	223	38	5.9	3,771	2,761	1.4	50	84	0.6
333	Noakhali RWH	Kabirhat	15,980	8,361	1.9	2,025	7,968	0.3	62	26	2.4	3,109	1,504	2.1	60	56	1.1
334	Noakhali RWH	Kamalnagar	16,900	7,540	2.2	13,974	6,010	2.3	34	18	1.9	4,965	3,076	1.6	105	145	0.7
335	Noakhali RWH	Lakshmipur Sadar	17,700	14,506	1.2	345	15,033	0.0	15	46	0.3	3,800	5,455	0.7	150	119	1.3
336	Noakhali RWH	Noakhali Sadar	11,400	28,898	0.4	16,740	12,415	1.3	124	80	1.6	2,646	3,791	0.7	0	91	0.0
337	Noakhali RWH	Parshuram	17,800	10,122	1.8	4,154	5,270	0.8	20	13	1.5	1,506	826	1.8	50	33	1.5
338	Noakhali RWH	Ramganj	13,300	7,246	1.8	2,150	5,227	0.4	19	23	0.8	2,835	1,633	1.7	130	55	2.4
339	Noakhali RWH	Ramgati	15,257	6,904	2.2	48,613	7,317	6.6	28	16	1.8	5,591	3,467	1.6	55	50	1.1
340	Noakhali RWH	Roypur	6,200	3,865	1.6	3,720	7,702	0.5	65	43	1.5	2,581	1,435	1.8	100	63	1.6
341	Noakhali RWH	Senbagh	21,300	11,536	1.8	4,820	8,223	0.6	53	19	2.8	2,537	1,165	2.2	100	63	1.6
342	Noakhali RWH	Sonagazi	14,400	11,305	1.3	74,715	11,214	6.7	50	28	1.8	4,000	2,454	1.6	100	38	2.6
343	Noakhali RWH	Sonaimuri	20,900	9,173	2.3	10,380	5,964	1.7	84	32	2.6	2,654	1,469	1.8	102	66	1.5
344	Noakhali RWH	Subarnachar	28,500	15,186	1.9	6,465	11,262	0.6	41	21	2.0	3,135	1,620	1.9	0	74	0.0
345	Pabna RWH	Atgharia	17,500	7,980	2.2	9,000	9,598	0.9	168	19	8.8	1,681	536	3.1	0	25	0.0
346	Pabna RWH	Belkuchi	91,596	44,038	2.1	15,870	22,714	0.7	134	24	5.6	3,514	1,905	1.8	100	32	3.1
347	Pabna RWH	Bera	22,200	11,108	2.0	14,895	13,734	1.1	144	66	2.2	2,743	1,483	1.8	105	48	2.2
348	Pabna RWH	Bhangura	17,200	8,531	2.0	7,925	6,507	1.2	114	13	8.8	367	207	1.8	10	28	0.4
349	Pabna RWH	Chatmohar	53,400	26,175	2.0	270	23,398	0.0	135	46	2.9	2,515	1,041	2.4	100	52	1.9
350	Pabna RWH	Faridpur	18,300	7,819	2.3	25,680	5,439	4.7	45	17	2.6	2,140	963	2.2	100	37	2.7

SL	Warehouse Name	Upazila Name	Condom			Shukhi			IUD			Injectables			Implant		
			CBL	AMD	MOS	CBL	AMD	MOS	CBL	AMD	MOS	CBL	AMD	MOS	CBL	AMD	MOS
351	Pabna RWH	Ishwardi	72,528	31,676	2.3	20,475	17,325	1.2	163	25	6.5	3,234	1,647	2.0	100	122	0.8
352	Pabna RWH	Kamarkhanda	21,000	10,628	2.0	270	8,366	0.0	65	26	2.5	1,960	1,038	1.9	10	32	0.3
353	Pabna RWH	Kazipur	38,200	32,463	1.2	3,175	16,508	0.2	179	61	2.9	5,000	2,276	2.2	407	106	3.8
354	Pabna RWH	Pabna Sadar	13,800	68,792	0.2	26,700	53,576	0.5	405	159	2.5	700	8,163	0.1	0	100	0.0
355	Pabna RWH	Royganj	46,300	17,127	2.7	34,560	23,038	1.5	125	42	3.0	4,699	2,191	2.1	50	19	2.6
356	Pabna RWH	Santhia	38,460	18,041	2.1	16,170	24,631	0.7	152	18	8.4	6,400	3,744	1.7	100	47	2.1
357	Pabna RWH	Shahjadpur	139,800	60,084	2.3	345	33,276	0.0	284	139	2.0	14,243	7,347	1.9	0	148	0.0
358	Pabna RWH	Sirajganj Sadar	32,800	40,732	0.8	13,770	26,736	0.5	171	64	2.7	6,700	4,141	1.6	100	57	1.8
359	Pabna RWH	Sujanagar	55,700	21,918	2.5	930	15,792	0.1	184	46	4.0	5,176	2,908	1.8	200	40	5.0
360	Pabna RWH	Tarash	36,000	16,456	2.2	11,265	19,469	0.6	139	44	3.2	2,462	967	2.5	100	51	2.0
361	Pabna RWH	Ullah Para	148,400	59,654	2.5	84,060	49,165	1.7	250	133	1.9	9,400	4,535	2.1	10	51	0.2
362	Patuakhali RWH	Amtali	18,300	11,320	1.6	15,855	17,982	0.9	69	19	3.6	3,895	1,770	2.2	100	131	0.8
363	Patuakhali RWH	Bakerganj	31,016	18,229	1.7	18,615	15,227	1.2	56	32	1.8	4,168	1,998	2.1	250	56	4.5
364	Patuakhali RWH	Bamna	7,200	3,271	2.2	6,360	4,352	1.5	65	16	4.1	534	199	2.7	100	80	1.3
365	Patuakhali RWH	Barguna Sadar	20,200	10,587	1.9	10,950	14,611	0.7	135	39	3.5	7,650	3,670	2.1	150	105	1.4
366	Patuakhali RWH	Bauphal	15,800	10,993	1.4	12,240	16,912	0.7	45	47	1.0	6,270	2,113	3.0	350	64	5.5
367	Patuakhali RWH	Betagi	8,800	5,456	1.6	9,420	5,580	1.7	35	19	1.8	1,558	679	2.3	200	36	5.6
368	Patuakhali RWH	Dashmina	6,900	3,443	2.0	8,880	5,422	1.6	64	22	2.9	1,733	889	1.9	0	44	0.0
369	Patuakhali RWH	Dumki	7,500	3,430	2.2	6,760	3,177	2.1	45	13	3.5	1,136	430	2.6	100	25	4.0
370	Patuakhali RWH	Galachipa	18,268	8,930	2.0	12,255	20,971	0.6	50	21	2.4	7,512	3,885	1.9	200	80	2.5
371	Patuakhali RWH	Kalapara	12,440	9,887	1.3	14,220	14,635	1.0	59	36	1.6	6,141	3,177	1.9	200	39	5.1
372	Patuakhali RWH	Mirzaganj	15,800	7,097	2.2	12,210	6,754	1.8	61	9	6.8	1,904	623	3.1	100	31	3.2
373	Patuakhali RWH	Nalchity	12,200	6,375	1.9	7,515	7,032	1.1	67	17	3.9	2,801	1,423	2.0	152	46	3.3
374	Patuakhali RWH	Patharghata	12,200	7,425	1.6	7,515	8,663	0.9	76	21	3.6	2,397	1,335	1.8	100	117	0.9
375	Patuakhali RWH	Patuakhali Sadar	29,376	15,831	1.9	16,155	15,248	1.1	220	91	2.4	6,060	3,283	1.8	160	136	1.2

SL	Warehouse Name	Upazila Name	Condom			Shukhi			IUD			Injectables			Implant		
			CBL	AMD	MOS	CBL	AMD	MOS	CBL	AMD	MOS	CBL	AMD	MOS	CBL	AMD	MOS
376	Rajshahi RWH	Bagatipara	31,400	16,539	1.9	300	7,656	0.0	18	5	3.6	1,172	346	3.4	80	45	1.8
377	Rajshahi RWH	Bagha	49,500	26,438	1.9	3,060	9,601	0.3	33	7	4.7	2,810	1,461	1.9	0	37	0.0
378	Rajshahi RWH	Baghmara	105,400	41,897	2.5	56,925	28,668	2.0	219	62	3.5	4,438	2,149	2.1	0	79	0.0
379	Rajshahi RWH	Baraigram	66,600	31,718	2.1	1,320	20,123	0.1	126	39	3.2	4,600	2,322	2.0	0	97	0.0
380	Rajshahi RWH	Bholahat	17,600	9,255	1.9	750	5,255	0.1	15	4	3.8	1,115	632	1.8	0	14	0.0
381	Rajshahi RWH	Boalia	54,000	45,723	1.2	8,640	10,844	0.8	107	65	1.6	6,050	3,070	2.0	280	100	2.8
382	Rajshahi RWH	Chapai Nababganj Sadar	88,900	48,248	1.8	1,035	20,678	0.1	55	47	1.2	7,170	3,676	2.0	0	34	0.0
383	Rajshahi RWH	Charghat	45,600	23,336	2.0	1,020	13,315	0.1	43	18	2.4	1,600	721	2.2	0	58	0.0
384	Rajshahi RWH	Durgapur	35,900	21,240	1.7	4,215	8,971	0.5	14	7	2.0	949	556	1.7	200	31	6.5
385	Rajshahi RWH	Godagari	85,200	45,985	1.9	3,960	18,593	0.2	40	15	2.7	5,951	3,086	1.9	0	45	0.0
386	Rajshahi RWH	Gomastapur	41,884	27,370	1.5	1,095	14,865	0.1	38	15	2.5	2,507	1,196	2.1	0	14	0.0
387	Rajshahi RWH	Gurudaspur	50,200	28,902	1.7	195	16,640	0.0	29	11	2.6	2,227	1,218	1.8	0	90	0.0
388	Rajshahi RWH	Lalpur	42,900	24,963	1.7	2,715	17,994	0.2	50	24	2.1	3,855	1,707	2.3	50	64	0.8
389	Rajshahi RWH	Mohanpur	48,714	14,717	3.3	3,405	11,449	0.3	16	5	3.2	3,639	1,922	1.9	0	41	0.0
390	Rajshahi RWH	Nachole	26,100	12,778	2.0	4,260	6,426	0.7	9	3	3.0	2,200	984	2.2	0	15	0.0
391	Rajshahi RWH	Natore Sadar	81,000	41,942	1.9	1,005	18,077	0.1	235	64	3.7	3,160	1,516	2.1	71	172	0.4
392	Rajshahi RWH	Paba	64,700	40,104	1.6	3,984	14,956	0.3	6	6	1.0	7,007	3,738	1.9	0	34	0.0
393	Rajshahi RWH	Puthia	36,780	23,653	1.6	0	13,130	0.0	22	8	2.8	2,533	1,142	2.2	0	36	0.0
394	Rajshahi RWH	Shibganj	76,200	44,560	1.7	7,200	23,534	0.3	50	17	2.9	4,815	2,392	2.0	100	26	3.8
395	Rajshahi RWH	Singra	54,944	35,624	1.5	240	25,099	0.0	89	23	3.9	3,833	1,845	2.1	405	124	3.3
396	Rajshahi RWH	Tanore	37,800	17,522	2.2	5,955	14,528	0.4	51	16	3.2	2,341	945	2.5	0	133	0.0
397	Rangamati RWH	Baghaichhari	35,300	8,732	4.0	17,310	5,477	3.2	52	5	10.4	1,375	345	4.0	210	18	11.7
398	Rangamati RWH	Barkal	13,700	4,010	3.4	12,885	3,160	4.1	33	4	8.3	632	374	1.7	20	14	1.4
399	Rangamati RWH	Belai Chhari	7,664	1,716	4.5	3,935	2,274	1.7	17	3	5.7	523	124	4.2	20	13	1.5
400	Rangamati RWH	Jurai Chhari	20,500	2,331	8.8	21,210	1,986	10.7	21	3	7.0	1,370	156	8.8	120	7	17.1

SL	Warehouse Name	Upazila Name	Condom			Shukhi			IUD			Injectables			Implant		
			CBL	AMD	MOS	CBL	AMD	MOS	CBL	AMD	MOS	CBL	AMD	MOS	CBL	AMD	MOS
401	Rangamati RWH	Kaptai	11,200	5,213	2.1	5,520	2,644	2.1	25	2	12.5	642	403	1.6	20	35	0.6
402	Rangamati RWH	Kawkhali (betbunia)	14,300	3,541	4.0	2,880	2,950	1.0	22	5	4.4	2,000	514	3.9	107	31	3.5
403	Rangamati RWH	Langadu	17,100	4,599	3.7	6,820	3,143	2.2	40	12	3.3	467	354	1.3	57	35	1.6
404	Rangamati RWH	Naniarchar	17,500	4,767	3.7	7,225	4,025	1.8	15	3	5.0	330	241	1.4	20	21	1.0
405	Rangamati RWH	Rajsthali	5,400	1,460	3.7	4,125	1,536	2.7	35	1	35.0	1,140	89	12.8	52	11	4.7
406	Rangamati RWH	Rangamati Sadar	14,400	9,125	1.6	9,930	5,710	1.7	19	37	0.5	797	701	1.1	40	45	0.9
407	Rangpur RWH	Aditmari	34,800	16,404	2.1	5,025	15,372	0.3	209	93	2.2	7,099	3,249	2.2	0	92	0.0
408	Rangpur RWH	Badarganj	26,300	11,745	2.2	1,596	22,039	0.1	80	37	2.2	6,270	3,192	2.0	0	82	0.0
409	Rangpur RWH	Bhurungamari	33,800	15,573	2.2	3,310	16,222	0.2	62	19	3.3	5,318	3,119	1.7	100	28	3.6
410	Rangpur RWH	Chilmari	18,200	10,989	1.7	1,570	13,726	0.1	58	16	3.6	1,765	1,083	1.6	100	60	1.7
411	Rangpur RWH	Dimla	52,600	7,608	6.9	1,080	20,723	0.1	103	29	3.6	3,501	2,333	1.5	100	110	0.9
412	Rangpur RWH	Domar	41,300	7,981	5.2	1,080	15,795	0.1	79	25	3.2	4,775	2,392	2.0	0	96	0.0
413	Rangpur RWH	Fulchhari	44,600	21,656	2.1	1,260	12,016	0.1	85	36	2.4	5,972	2,897	2.1	0	24	0.0
414	Rangpur RWH	Gaibandha Sadar	63,300	19,845	3.2	1,350	26,263	0.1	147	58	2.5	9,896	4,858	2.0	250	182	1.4
415	Rangpur RWH	Gangachara	27,712	13,351	2.1	2,460	21,387	0.1	53	44	1.2	9,180	4,412	2.1	200	140	1.4
416	Rangpur RWH	Gobindaganj	69,200	40,068	1.7	2,360	38,492	0.1	113	36	3.1	8,253	4,076	2.0	0	91	0.0
417	Rangpur RWH	Hatibandha	26,200	10,657	2.5	1,785	13,890	0.1	96	38	2.5	5,107	2,401	2.1	0	109	0.0
418	Rangpur RWH	Jaldhaka	30,800	15,952	1.9	750	25,212	0.0	165	48	3.4	7,456	3,961	1.9	0	144	0.0
419	Rangpur RWH	Kaliganj	70,200	6,560	10.7	2,835	13,736	0.2	120	46	2.6	3,706	1,699	2.2	50	95	0.5
420	Rangpur RWH	Kaunia	52,700	13,128	4.0	1,575	11,607	0.1	61	13	4.7	5,606	2,459	2.3	100	59	1.7
421	Rangpur RWH	Kishoreganj	15,800	5,025	3.1	3,080	16,460	0.2	92	32	2.9	3,150	1,464	2.2	52	98	0.5
422	Rangpur RWH	Kurigram Sadar	30,300	10,622	2.9	7,245	17,198	0.4	100	45	2.2	4,409	2,729	1.6	0	80	0.0
423	Rangpur RWH	Lalmonirhat Sadar	26,500	12,731	2.1	2,160	13,349	0.2	67	15	4.5	7,287	3,687	2.0	0	107	0.0
424	Rangpur RWH	Mitha Pukur	29,600	20,363	1.5	2,940	21,821	0.1	94	28	3.4	6,555	3,737	1.8	0	109	0.0
425	Rangpur RWH	Nageshwari	43,900	14,031	3.1	3,505	22,281	0.2	95	37	2.6	6,459	4,736	1.4	0	41	0.0



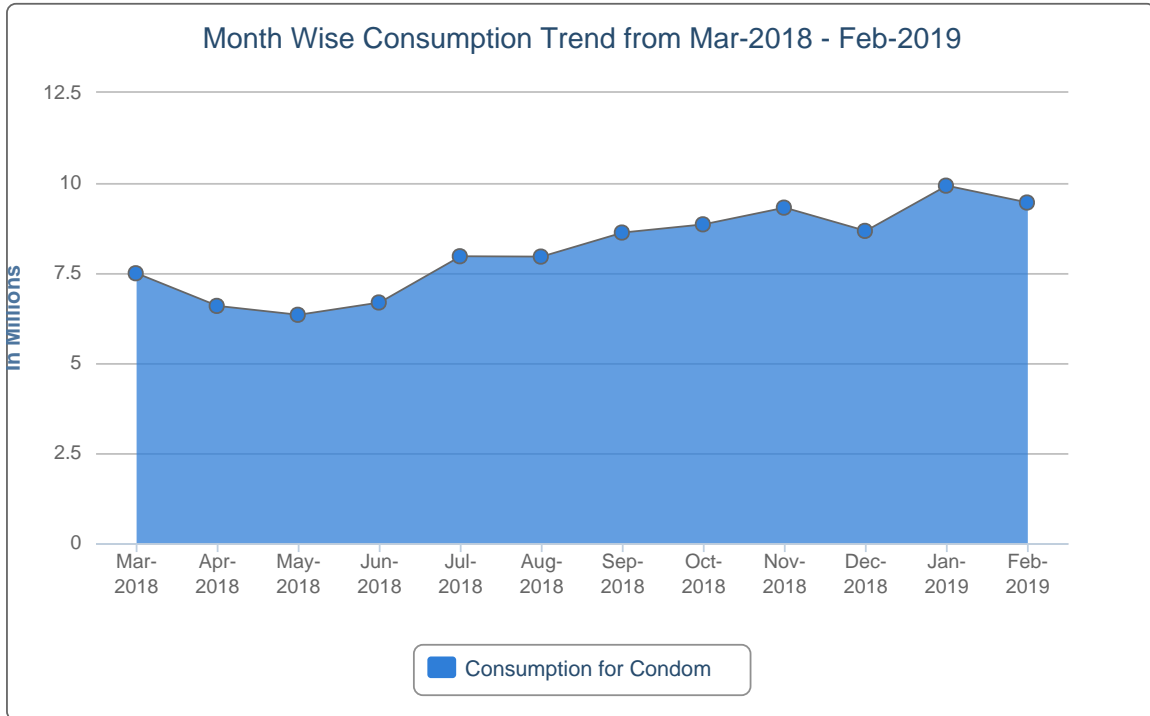
SL	Warehouse Name	Upazila Name	Condom			Shukhi			IUD			Injectables			Implant		
			CBL	AMD	MOS	CBL	AMD	MOS	CBL	AMD	MOS	CBL	AMD	MOS	CBL	AMD	MOS
426	Rangpur RWH	Nilphamari Sadar	32,400	14,888	2.2	4,995	33,364	0.1	144	63	2.3	7,331	4,046	1.8	50	115	0.4
427	Rangpur RWH	Palashbari	13,932	8,045	1.7	4,960	13,304	0.4	66	21	3.1	5,198	2,518	2.1	200	91	2.2
428	Rangpur RWH	Patgram	13,500	7,567	1.8	1,440	15,079	0.1	61	16	3.8	3,522	1,904	1.8	50	35	1.4
429	Rangpur RWH	Phulbari	14,400	6,695	2.2	3,645	14,042	0.3	127	77	1.6	5,604	2,913	1.9	0	56	0.0
430	Rangpur RWH	Pirgachha	44,700	20,980	2.1	3,545	22,617	0.2	170	75	2.3	7,750	3,562	2.2	100	79	1.3
431	Rangpur RWH	Pirganj	37,400	19,031	2.0	3,030	28,365	0.1	185	72	2.6	5,550	2,634	2.1	200	91	2.2
432	Rangpur RWH	Rajarhat	45,500	15,456	2.9	2,910	16,773	0.2	80	47	1.7	3,901	2,945	1.3	50	47	1.1
433	Rangpur RWH	Rangpur Sadar	52,600	29,342	1.8	6,055	29,803	0.2	180	78	2.3	10,089	4,986	2.0	350	228	1.5
434	Rangpur RWH	Sadullapur	62,300	27,623	2.3	2,840	23,475	0.1	165	69	2.4	7,829	4,387	1.8	100	61	1.6
435	Rangpur RWH	Saghata	25,600	9,875	2.6	2,880	19,251	0.1	96	33	2.9	2,860	1,461	2.0	50	43	1.2
436	Rangpur RWH	Saidpur	58,400	14,959	3.9	1,440	10,422	0.1	75	20	3.8	3,478	1,670	2.1	0	70	0.0
437	Rangpur RWH	Sundarganj	77,600	37,832	2.1	2,921	43,874	0.1	282	135	2.1	14,937	7,885	1.9	0	276	0.0
438	Rangpur RWH	Taraganj	27,100	6,440	4.2	1,630	9,651	0.2	43	11	3.9	2,351	1,225	1.9	0	87	0.0
439	Rangpur RWH	Ulipur	30,800	17,104	1.8	3,765	28,495	0.1	105	43	2.4	8,467	4,401	1.9	0	69	0.0
440	Sylhet RWH	Ajmiriganj	5,600	3,574	1.6	7,200	5,306	1.4	0	4	0.0	714	293	2.4	0	56	0.0
441	Sylhet RWH	Bahubal	12,580	5,204	2.4	3,692	5,568	0.7	30	8	3.8	716	441	1.6	50	29	1.7
442	Sylhet RWH	Balaganj	36,000	25,883	1.4	21,270	13,627	1.6	74	20	3.7	3,340	2,028	1.6	200	55	3.6
443	Sylhet RWH	Baniachong	24,940	10,866	2.3	9,340	12,734	0.7	41	10	4.1	1,696	865	2.0	34	35	1.0
444	Sylhet RWH	Barlekha	24,340	6,636	3.7	17,670	6,772	2.6	23	6	3.8	1,830	523	3.5	0	51	0.0
445	Sylhet RWH	Beani Bazar	23,700	15,140	1.6	6,952	6,827	1.0	55	16	3.4	1,040	591	1.8	10	38	0.3
446	Sylhet RWH	Bishwambarpur	10,100	6,536	1.5	7,805	6,782	1.2	14	9	1.6	964	511	1.9	52	26	2.0
447	Sylhet RWH	Bishwanath	19,072	8,619	2.2	6,269	3,829	1.6	36	15	2.4	977	451	2.2	102	38	2.7
448	Sylhet RWH	Chhatak	17,190	14,023	1.2	4,135	9,936	0.4	54	67	0.8	1,003	528	1.9	41	20	2.1
449	Sylhet RWH	Chunarughat	23,300	8,985	2.6	2,380	14,591	0.2	12	7	1.7	3,132	1,162	2.7	1	32	0.0
450	Sylhet RWH	Companiganj	28,900	15,128	1.9	14,805	7,834	1.9	37	4	9.3	2,159	1,436	1.5	1	43	0.0

SL	Warehouse Name	Upazila Name	Condom			Shukhi			IUD			Injectables			Implant		
			CBL	AMD	MOS	CBL	AMD	MOS	CBL	AMD	MOS	CBL	AMD	MOS	CBL	AMD	MOS
451	Sylhet RWH	Dakshin Sunamganj	26,400	10,682	2.5	14,055	7,733	1.8	39	11	3.5	1,471	709	2.1	20	66	0.3
452	Sylhet RWH	Dakshin Surma	40,100	28,111	1.4	19,680	14,963	1.3	23	7	3.3	3,175	1,438	2.2	50	20	2.5
453	Sylhet RWH	Derai	24,504	20,545	1.2	17,772	11,508	1.5	44	21	2.1	2,406	1,013	2.4	100	57	1.8
454	Sylhet RWH	Dowarabazar	24,100	10,131	2.4	30,545	11,357	2.7	18	8	2.3	2,355	908	2.6	80	113	0.7
455	Sylhet RWH	Fenchuganj	12,600	6,302	2.0	4,800	3,239	1.5	26	13	2.0	430	310	1.4	50	24	2.1
456	Sylhet RWH	Golapganj	35,400	24,063	1.5	9,870	7,483	1.3	12	8	1.5	1,366	703	1.9	5	51	0.1
457	Sylhet RWH	Gowainghat	37,500	20,567	1.8	15,090	10,546	1.4	53	17	3.1	6,168	3,338	1.8	50	22	2.3
458	Sylhet RWH	Habiganj Sadar	40,646	16,373	2.5	20,740	15,108	1.4	100	67	1.5	3,988	1,592	2.5	0	54	0.0
459	Sylhet RWH	Jagannathpur	23,300	12,528	1.9	16,710	7,322	2.3	67	33	2.0	804	405	2.0	210	54	3.9
460	Sylhet RWH	Jaintiapur	33,940	18,216	1.9	7,625	8,200	0.9	45	14	3.2	4,767	2,592	1.8	125	26	4.8
461	Sylhet RWH	Jamalganj	26,900	13,076	2.1	12,345	10,812	1.1	30	6	5.0	2,788	1,318	2.1	50	32	1.6
462	Sylhet RWH	Juri	16,400	7,498	2.2	10,170	5,455	1.9	50	19	2.6	1,005	435	2.3	110	50	2.2
463	Sylhet RWH	Kamalganj	39,200	16,533	2.4	19,620	13,135	1.5	65	41	1.6	2,445	1,085	2.3	110	59	1.9
464	Sylhet RWH	Kanaighat	35,328	18,819	1.9	7,410	15,625	0.5	55	19	2.9	4,938	2,593	1.9	102	40	2.6
465	Sylhet RWH	Kulaura	22,300	10,795	2.1	12,385	10,833	1.1	1	4	0.3	4,991	2,375	2.1	100	31	3.2
466	Sylhet RWH	Lakhai	11,300	4,997	2.3	9,555	5,982	1.6	2	4	0.5	865	376	2.3	100	25	4.0
467	Sylhet RWH	Madhabpur	26,600	9,507	2.8	12,960	14,772	0.9	29	8	3.6	1,657	790	2.1	105	38	2.8
468	Sylhet RWH	Maulvibazar Sadar	32,500	10,845	3.0	16,005	9,388	1.7	97	47	2.1	2,125	929	2.3	100	34	2.9
469	Sylhet RWH	Nabiganj	18,700	7,677	2.4	14,625	11,516	1.3	87	7	12.4	1,426	545	2.6	50	44	1.1
470	Sylhet RWH	Rajnagar	24,200	9,608	2.5	8,880	10,177	0.9	23	14	1.6	2,688	1,282	2.1	200	41	4.9
471	Sylhet RWH	Sreemangal	23,600	11,570	2.0	13,640	11,666	1.2	60	19	3.2	2,633	1,268	2.1	0	93	0.0
472	Sylhet RWH	Sulla	21,500	6,696	3.2	8,550	4,996	1.7	25	2	12.5	1,160	344	3.4	100	19	5.3
473	Sylhet RWH	Sunamganj Sadar	29,128	15,275	1.9	10,755	9,063	1.2	153	35	4.4	2,667	1,305	2.0	150	76	2.0
474	Sylhet RWH	Sylhet Sadar	79,600	67,289	1.2	43,750	38,694	1.1	216	141	1.5	14,850	10,251	1.4	17	193	0.1
475	Sylhet RWH	Tahirpur	31,144	16,338	1.9	11,819	10,860	1.1	26	5	5.2	1,464	724	2.0	0	62	0.0

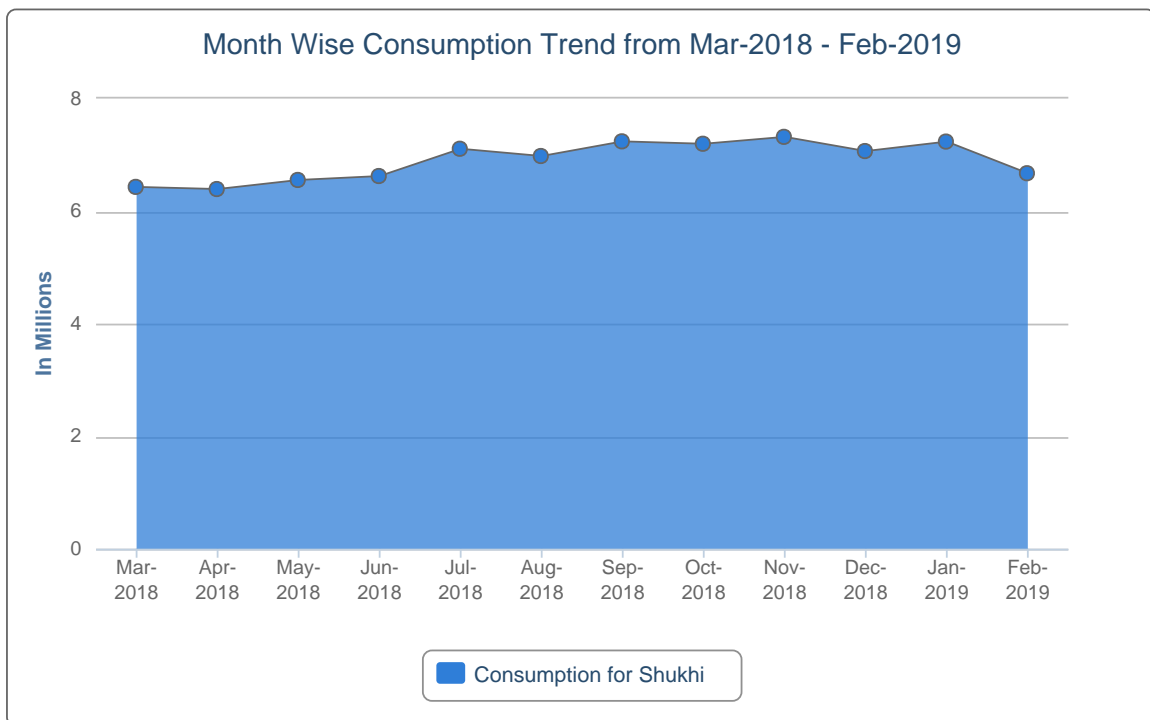
SL	Warehouse Name	Upazila Name	Condom			Shukhi			IUD			Injectables			Implant		
			CBL	AMD	MOS	CBL	AMD	MOS	CBL	AMD	MOS	CBL	AMD	MOS	CBL	AMD	MOS
476	Sylhet RWH	Zakiganj	37,560	22,272	1.7	16,476	14,109	1.2	24	7	3.4	3,590	1,619	2.2	160	63	2.5
477	Tangail RWH	Basail	36,200	16,094	2.2	123,112	15,324	8.0	49	30	1.6	2,341	1,379	1.7	0	98	0.0
478	Tangail RWH	Bhuapur	35,000	24,769	1.4	23,748	21,840	1.1	100	46	2.2	6,204	1,812	3.4	144	77	1.9
479	Tangail RWH	Chauhali	39,600	13,687	2.9	33,144	7,767	4.3	250	16	15.6	5,900	1,169	5.0	238	34	7.0
480	Tangail RWH	Delduar	28,200	20,098	1.4	62,712	21,379	2.9	50	26	1.9	5,980	1,125	5.3	100	40	2.5
481	Tangail RWH	Ghatail	39,300	39,716	1.0	16,080	44,158	0.4	110	28	3.9	5,250	3,805	1.4	50	73	0.7
482	Tangail RWH	Gopalpur	79,800	21,269	3.8	24,765	16,269	1.5	118	27	4.4	8,801	1,899	4.6	150	52	2.9
483	Tangail RWH	Kalihati	134,300	20,144	6.7	14,640	33,311	0.4	247	72	3.4	18,342	5,133	3.6	102	69	1.5
484	Tangail RWH	Madhupur	93,000	24,692	3.8	33,045	34,167	1.0	149	29	5.1	9,280	3,199	2.9	0	61	0.0
485	Tangail RWH	Mirzapur	79,700	24,779	3.2	18,900	27,780	0.7	67	50	1.3	5,148	1,141	4.5	200	61	3.3
486	Tangail RWH	Nagarpur	40,800	29,296	1.4	10,500	25,850	0.4	174	62	2.8	4,104	2,434	1.7	0	126	0.0
487	Tangail RWH	Sakhipur	75,300	23,211	3.2	1,335	24,006	0.1	92	31	3.0	3,413	1,045	3.3	0	52	0.0
488	Tangail RWH	Tangail Sadar	60,800	40,115	1.5	113,655	24,430	4.7	100	58	1.7	4,533	3,071	1.5	0	131	0.0

## 7. Month-wise Consumption Trend

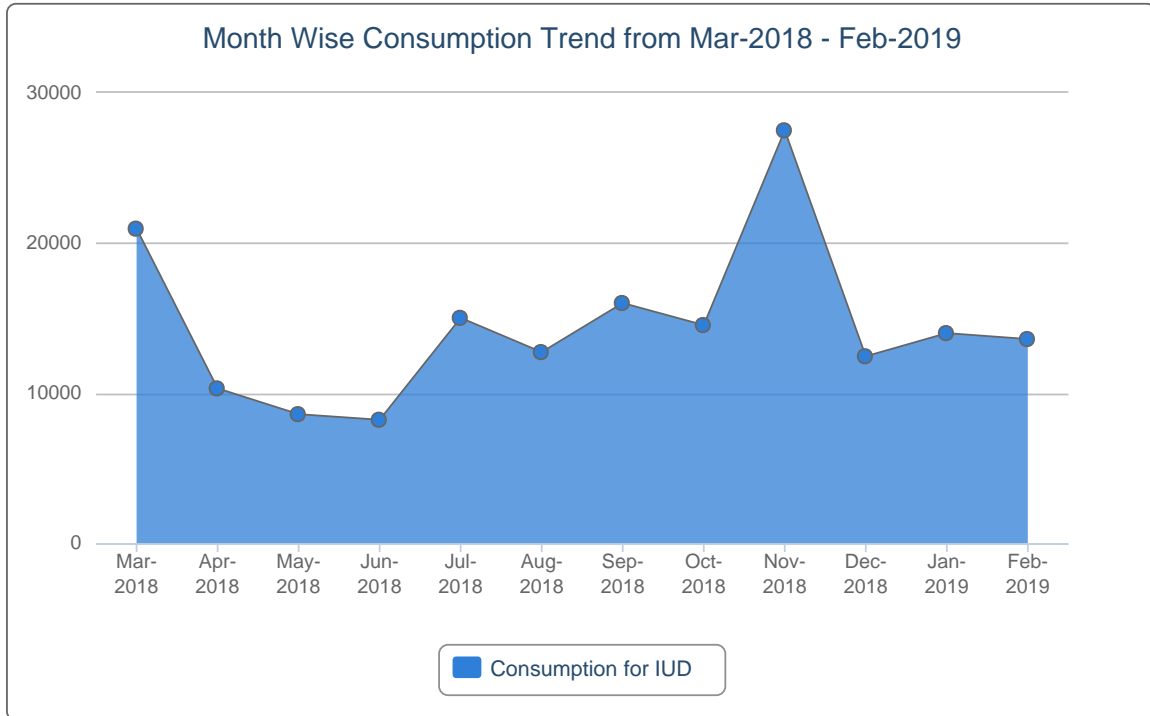
7(a).



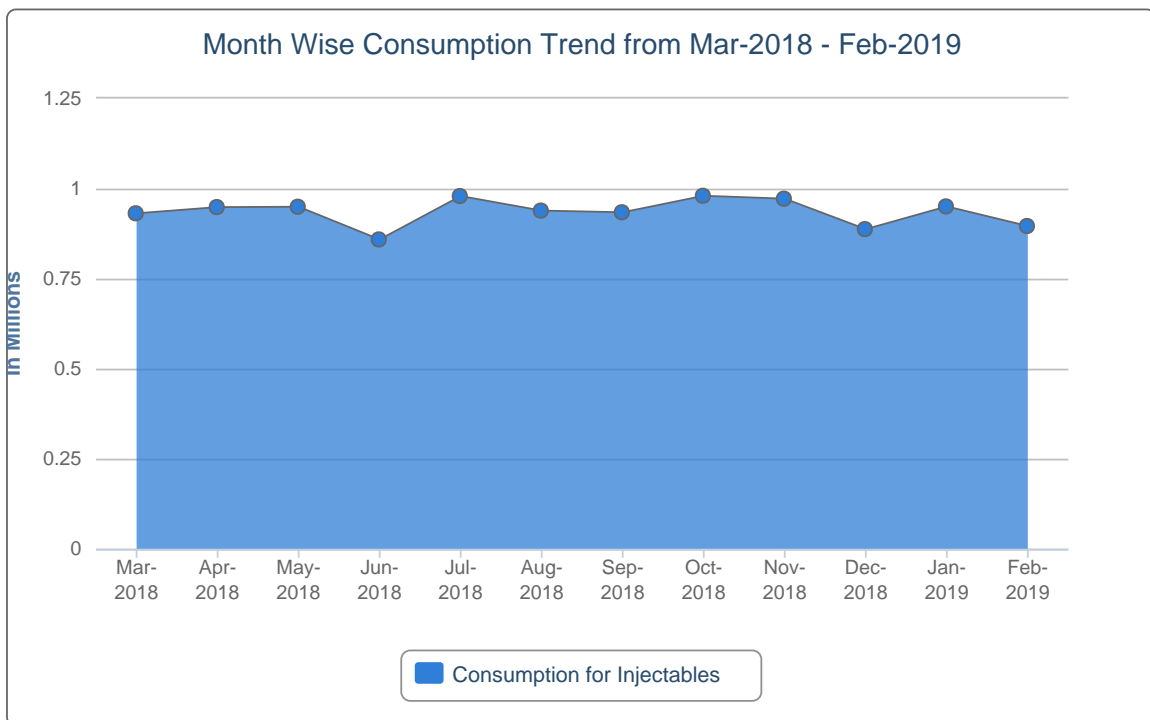
7(b).



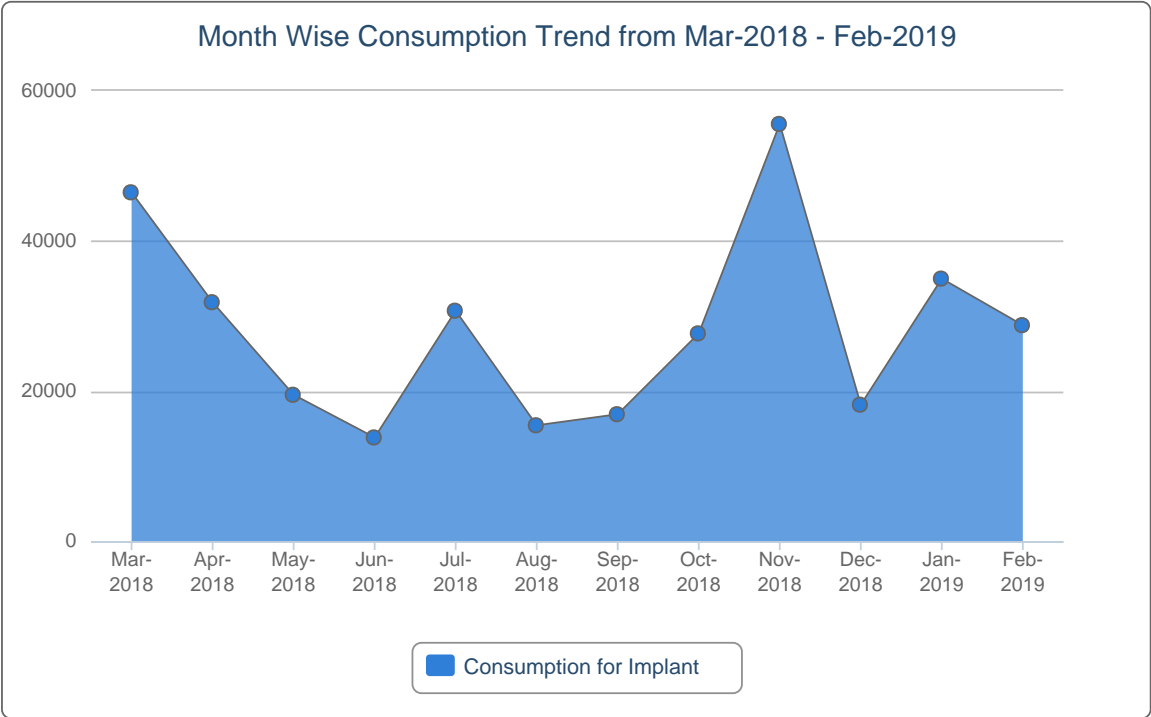
7(c).



7(d).



7(e).



## 8. Report on Upazila and Warehouse Having Stock Out in last month

SL	Products Name	No of Stockout WH	% of Stockout WH	No of Stockout Upazila Store	% of Stockout Upazila Store	No of Stockout Upazila Field	% of Stockout Upazila Field
1	Condom	0	0%	0	0%	0	0%
2	Shukhi	0	0%	15	3%	0	0%
3	IUD	0	0%	1	0%	0	0%
4	Injectables	0	0%	0	0%	0	0%
5	Implant (Total)	0	0%	-	-	0	0%

### List of Stock Out Warehouses

SL	Commodity	Warehouse	Phone
No StockOut in Warehouse			

### List of StockOut Upazilas

SL	Commodity	Warehouse	District	Upazila	Phone
1	Shukhi	Chattogram RWH	Khagrachhari	Matiranga, Khagrachhari	01554346918
2	Shukhi	Faridpur RWH	Barishal	Gaurnadi, Barishal	01558326834
3	Shukhi	Faridpur RWH	Faridpur	Bhanga, Faridpur	01716233667
4	Shukhi	Faridpur RWH	Rajbari	Baliakandi, Rajbari	01721014937
5	Shukhi	Jashore RWH	Narail	Narail Sadar, Narail	01715143506
6	Shukhi	Khulna RWH	Bagerhat	Mollahat, Bagerhat	01717003248
7	Shukhi	Khulna RWH	Bagerhat	Mongla, Bagerhat	01712109772
8	Shukhi	Khulna RWH	Pirojpur	Indurkani, Pirojpur	01719878668
9	Shukhi	Khulna RWH	Pirojpur	Kawkhali, Pirojpur	01717555624
10	Shukhi	Khulna RWH	Satkhira	Kaliganj, Satkhira	01712660321
11	Shukhi	Mymensingh RWH	Netrokona	Madan, Netrakona	01718813762
12	Shukhi	Mymensingh RWH	Netrokona	Mohanganj, Netrakona	01720194369
13	Shukhi	Mymensingh RWH	Netrokona	Netrakona Sadar, Netrokona	01712462494
14	Shukhi	Mymensingh RWH	Sunamganj	Dharampasha, Sunamganj	01716359782
15	Shukhi	Rajshahi RWH	Rajshahi	Puthia, Rajshahi	01712164824
16	IUD	Sylhet RWH	Habiganj	Ajmiriganj, Habiganj	01716810270



*This report is generated with the financial support of USAID and the technical assistance from Systems for Improved Access to Pharmaceuticals and Services (SIAPS), implemented by Management Sciences for Health-MSH.*

*If you need more information, please visit at <https://www.scmpbd.org>*