

FAMILY PLANNING MONTHLY LOGISTICS REPORT

May 2017



**Management Information System (MIS)
Directorate General of Family Planning (DGFP)**

6, Kawran Bazar, Dhaka1215

Email: dirmisfp@gmail.com, dirlsdgfp@gmail.com
www.dgfpmis.org, www.dgfplmis.org

Government of the People's Republic of Bangladesh
Directorate General of Family Planning
Management Information System (MIS)
6, Kawran Bazar, Dhaka- 1215
www.dgfp.gov.bd

Memo No. - DGFP/MIS/09(Report)/04/2017/338

Date: 20 June' 2017.

Sub: **Family Planning Monthly Logistics Report for the Month of May' 2017.**

Family Planning Monthly Logistics Report for the Month of May' 2017 is sent herewith for your kind information & necessary action. This report is prepared on the basis of Form-7 submitted by Warehouses and Form-7B submitted by Upazila Family Planning Offices by using WIMS & UIMS operational tools. It provides useful information on monthly distribution and stock balance of all the major contraceptives & DDS Kits of Warehouse/Upazila Stores. A summary of important events happened during reporting month included in this report. For more information you are requested to visit at www.scmpbd.org web site.

Comments and suggestions for improvement of this report will be highly appreciated.


(Md. Saiful Islam)

Additional Secretary (MEFWD)
and
Director & Line Director (MIS)
Phone: 9146262
Mail: dirmisfp@gmail.com

Memo No. - DGFP/MIS/09(Report)/04/2017/338/1(134)

Date: 20 June' 2017.

Copy of the report forwarded to:

1. Secretary, Medical Education & Family Welfare Division, Bangladesh Secretariat, Dhaka.
2. Additional Secretary, Medical Education & Family Welfare Division, Bangladesh Secretariat, Dhaka.
3. Joint Secretary (Development), Medical Education & Family Welfare Division, Bangladesh Secretariat, Dhaka.
4. Joint Chief (Planning), Health Service Division, Bangladesh Secretariat, Dhaka
5. Joint Chief (Population & Planning wing), Planning commission, Sher-e-Bangla Nagar, Dhaka.
6. Joint Chief (Planning), Program Management and Monitoring Unit (PMMU), Azimpur, Dhaka-1205.
7. Deputy Chief (Planning), Medical Education & Family Welfare Division, Bangladesh Secretariat, Dhaka.
8. P.S. to the Honorable Minister, Ministry of Health and Family Welfare, Bangladesh Secretariat, Dhaka, for kind information of the Honorable Minister.
9. P.S. to the Honorable State Minister, Ministry of Health and Family Welfare, Bangladesh Secretariat, Dhaka, for kind information of the Honorable State Minister.
10. Director Administration, Directorate General of Family Planning, 6 Kawran Bazar, Dhaka 1215.

11. Director Logistics & Supply and Line Director (Procurement, Storage & Supply Management), Directorate General of Family Planning, 6 Kawran Bazar, Dhaka 1215.
12. Director Finance & Line Director (Family Planning Field Service Delivery Program), Directorate General of Family Planning, 6 Kawran Bazar, Dhaka 1215.
13. Director (IEM) & Line Director (Information, Education and Communication), Directorate General of Family Planning, 6 Kawran Bazar, Dhaka 1215.
14. Director Planning & Line Director (Program Monitoring and Evaluation), Directorate General of Family Planning, 6 Kawran Bazar, Dhaka 1215.
15. Line Director (Maternal, Child, Reproductive and Adolescent Health), Directorate General of Family Planning, 6 Kawran Bazar, Dhaka 1215.
16. Line Director (Clinical Contraception Services Delivery), Directorate General of Family Planning, 6 Kawran Bazar, Dhaka 1215.
17. Divisional Director, Family Planning, Dhaka / Chittagong / Rajshahi / Khulna / Sylhet / Barisal/ Rangpur Division.
18. Deputy Chief (FW)/ (Health), Ministry of Health & Family Welfare, Bangladesh Secretariat, Dhaka.
19. Additional Director (Drugs and Stores), Directorate General of Family Planning, Central Warehouse, Mohakhali, Dhaka.
20. Deputy Director, Family Planning, ----- District (Your are requested to take appropriate measures to ensure timely submission of Form 7B report from upazilas and send these to MIS Unit within 9th working day of the next month).
21. Supply Officer, Family Planning, ----- CWH/RWHs.
22. Country Project Director, SIAPS/MSH, House: 3, Road: No. 23B, Gulshan-1, Dhaka-1212.
23. Country Director, the World Bank, E-32, Agargaon, Sher-e-Banala Nagar, Dhaka-1207.
24. Team Leader, Population & Health Team, USAID, Madani Avenue, Baridhara, Dhaka.
25. Country Representative, UNFPA, IDB Bhaban, Agargaon, Sher-E-Bangla Nagar, Dhaka.
26. Managing Director, SMC, SMC Tower, 33 Banani C/A, Dhaka-1213.
27. Documentation Center, IEM Unit, Directorate General of Family Planning, 6 Kawran Bazar, Dhaka.
28. PA to Director General, Directorate General of Family Planning, 6, Kawran Bazar, Dhaka 1215.
29. Office copy, MIS, DGFP, 6 Kawran Bazar, Dhaka -1215.

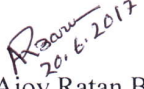

(Ajoy Ratan Barua)
Deputy Director (MIS)

Table Of Contents

	Page
1. DGFP Stock Status Report	1-2
2. National Receipts Quantity by Product by Month	3
3. National Level Contraceptive Summary Report	4
4. Stock Status Report at Different Levels	5
5. Contraceptive Stock Status by Product at Upazila Store and Field	6-10
6. Contraceptive Stock Status by Product at Regional Warehouses/Upazila	11-31
7. Month-wise Consumption Trend	32-34
8. Report on Upazila and Warehouse Having Stock Out in last month	35

1. DGFP Stock Status Report

		DGFP STOCK STATUS REPORT (For Contraceptives) May 2017																									
		2017						2018												2019							
Year ?	Month ?	6	7	8	9	10	11	12	1	2	3	4	5	6	7	8	9	10	11	12	1	2	3	4	5	6	
Min.-Max. ?	Product ?							Min																			Max
Condom		CS (101.48m) - 08 months																									
*AMC = 11.8m		2016-17: GoB (Rev):73m, Goods received																									
Pill		CS (81.34m) - 10 months																									
*AMC = 8.04m		2016-17: 69m, Goods received																									
IUD		CS (0.172m) - 09 months																									
*AMC = 18,740																											
Injectables		CS (4.76m) - 04 mon						2017-18: 5m= 4 mon																			
*AMC = 1.02m		2016-17: GoB (Dev): 3.5m; Goods received; 2017-18 : GoB (Rev) : 5m																									
Implant		CS (0.28m) - 7 mon																									
*AMC = 39,136		2016-17(Pool Fund) : 0.2m- Goods received;2016-17 : GoB(Rev)-0.2m																									
		<p>A devastating fire broke out at the Central Warehouse of the DGFP at Mohakhali, Dhaka on 08 April 2017, which caused a major lose of some contraceptives, MSRs & medicines. 61,200 pcs Condom, 14,400 Cycles LDOP, 2,94,400 sets IUD, 52,50,900 vials Injectables & 2,982 sets Inplant were destroyed.</p>																									
		<p>*AMC is calculated based on past 6-months consumption Data Sources: DGFP/L&S unit, DGFP LMIS web site - https://scmpbd.org/ Central Warehouse WIMS data and Approved DGFP Procurement Plan</p>																									
		<p>Legend: Current Stock To be received Planned for FY 2017-18 AMC = Average Monthly Consumption BER = Bid Evaluation Report CCGP = Cabinet Committee on Govt Purchase CS = Current Stock NOA = Notification of Award NO = No Objection TEC = Tender Evaluation Committee ICB = International Competitive Bidding NCT = National Competitive Tendering</p>																									

DGFP STOCK STATUS NOTES
(For Contraceptives)
Month: May 2017

CONDOM – Current national stock is 101.48 million pieces and this stock can be used up to January 2018.

PILL – Current national stock of Oral Contraceptive Pill is 81.34 million cycles which will go up to March 2018.

IUD – Current national stock is 0.172 million sets and this stock can be used up to February 2018.

INJECTABLES – Current stock of 4.76 million vials and that can be used up to September 2017.

- Planned for 2017-18: (GoB-Rev) 5million vials.

IMPLANT – Current stock is 0.28 million sets and this can be used up to December 2017.

- Planned for 2016-17: (Pool fund) 0.2m sets. Contract signed; Goods recieved. This amount can be used up to December 2017. 2016-17: (GoB-Rev) 0.2m sets.

A devastating fire broke out at the Central Warehouse of the DGFP at Mohakhali, Dhaka on 08 April 2017, which caused a major lose of some contraceptives, MSRs & & medicines. 61,200 pcs Condom, 14,400 Cycles LDOP, 2, 94,400 sets IUD, 52, 50,900 vials Injectables & 2,982 sets Inplant were destroyed.

You can also download the previous reports from <http://www.scmpbd.org/>

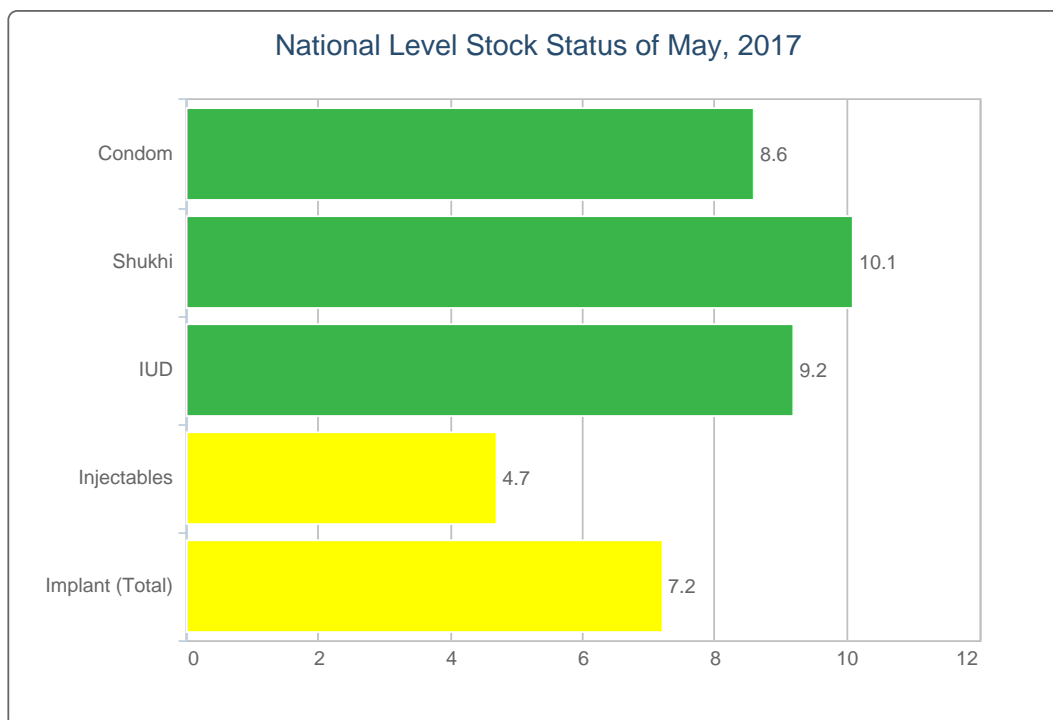
2. National Receipts Quantity by Product by Month

Contraceptive Received Report

Month: May, 2017

Item	Supplier	Receiver	Date Receipts	Qty
Implant (Total)	MSD-NV Organon, Organon(India) Private Ltd.	Dhaka CWH	31/05/17	199,980
			Total	199,980

3. National Level Contraceptive Summary Report

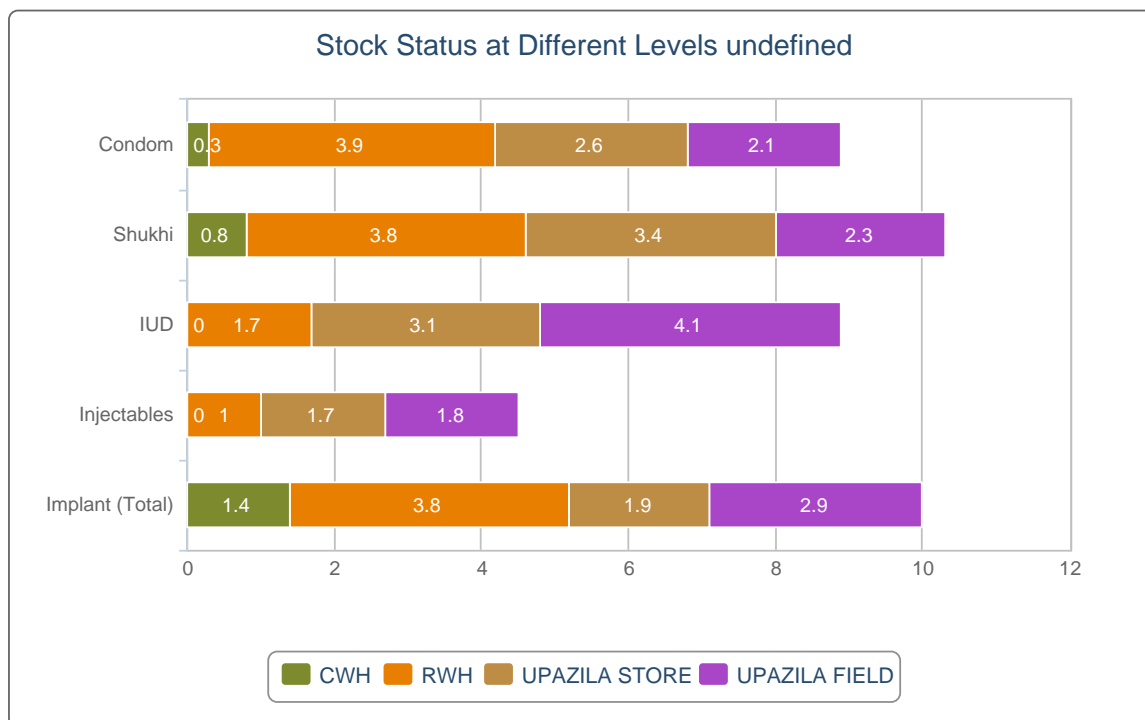


■ MOS less than 4.0
 ■ MOS 4.0 - 7.9
 ■ MOS 8.0 and above
 MOS = Month of Stock

National Level Stock Status of May, 2017

SL	Name of Products	Reported Consumption	Reported Closing Balance	Average Monthly Consumption	MOS
1	Condom	11,376,067	101,480,758	11,848,136	8.6
2	Shukhi	7,948,802	81,347,268	8,040,339	10.1
3	IUD	19,318	172,929	18,740	9.2
4	Injectables	1,064,611	4,760,250	1,021,289	4.7
5	Implant (Total)	28,144	280,910	39,136	7.2

4. Stock Status Report at Different Levels

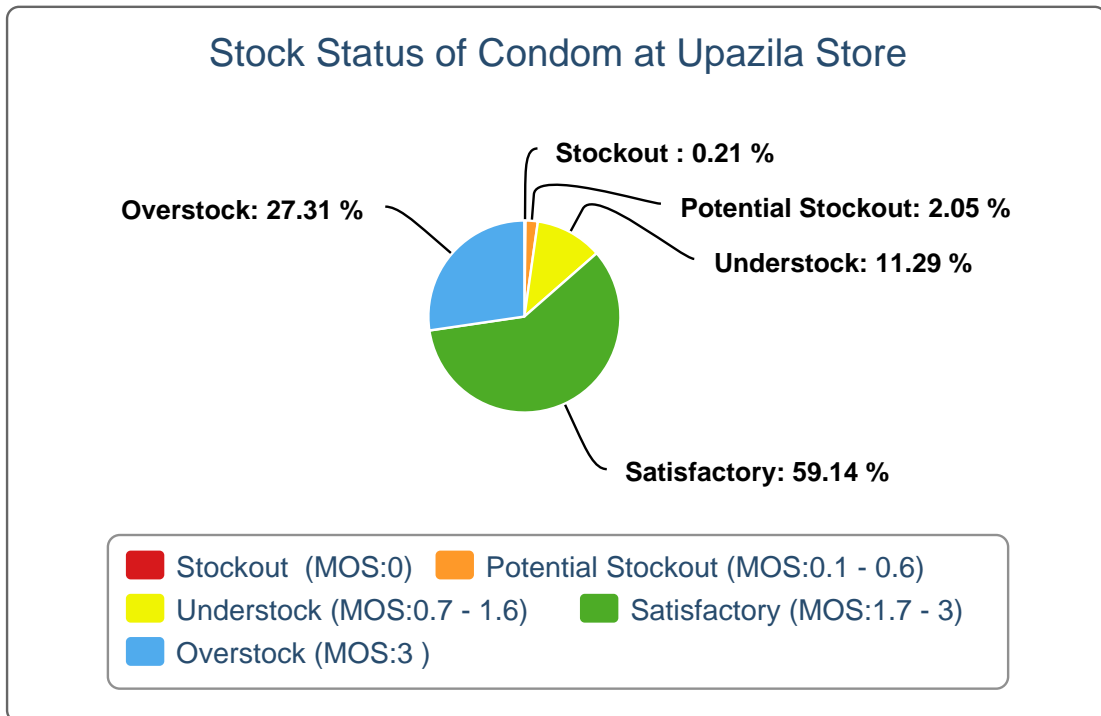


Stock Status at Different Levels May, 2017

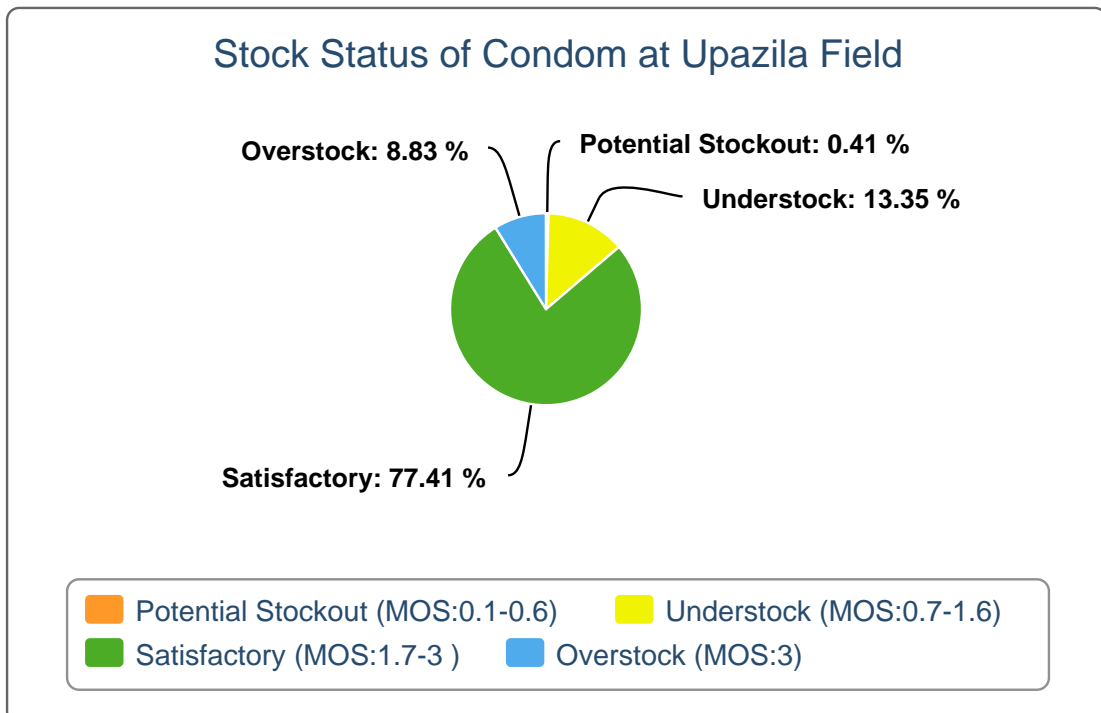
Products	Avg. Consump. of Last 6 Months	CWH Level	MOS	RWH Level	MOS	Upazila Level	MOS	Field Level	MOS	National Level	MOS
Condom	11,872,465	2,924,600	0.2	44,653,400	3.8	29,954,810	2.5	24,058,631	2	101,680,523	8.6
Shukhi	8,056,849	6,426,240	0.8	30,030,240	3.7	27,060,665	3.4	17,922,301	2.2	81,507,400	10.1
IUD	18,778	450	0	33,584	1.8	60,692	3.2	78,488	4.2	173,269	9.2
Injectables	1,023,386	23,500	0	1,015,400	1	1,859,480	1.8	1,869,511	1.8	4,769,621	4.7
Implant (Total)	39,216	38,284	1	106,181	2.7	54,509	1.4	82,216	2.1	281,463	7.2

5. Contraceptive Stock Status by Product at Upazila Store and Field

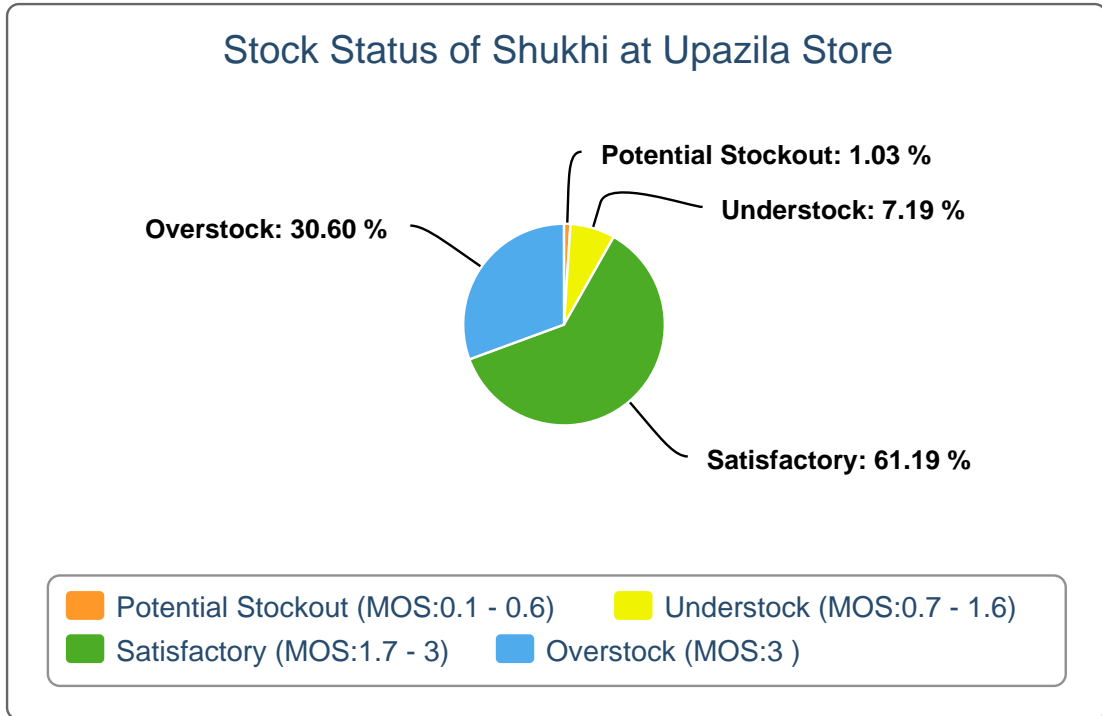
5(a).



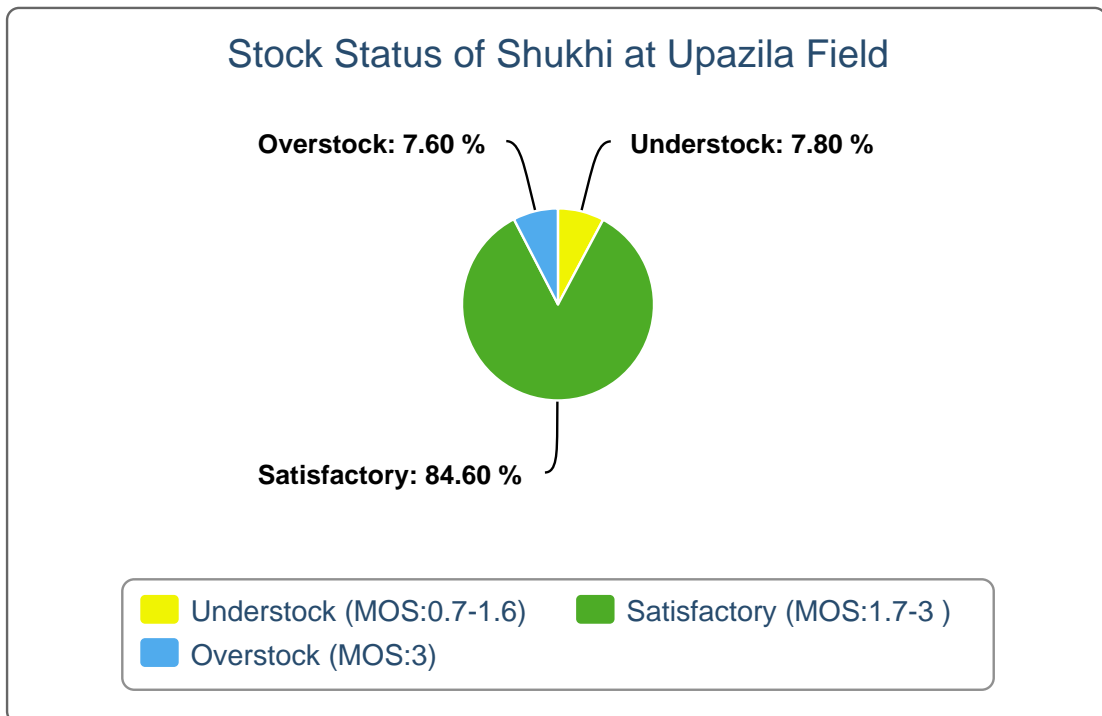
5(b).



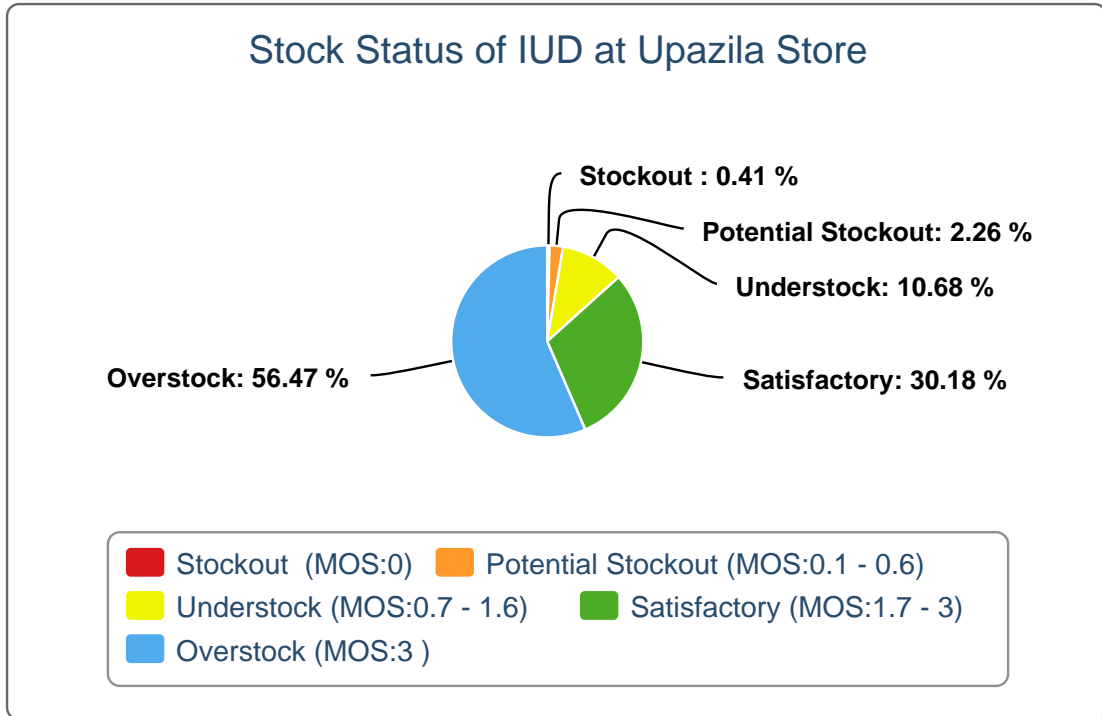
5(c).



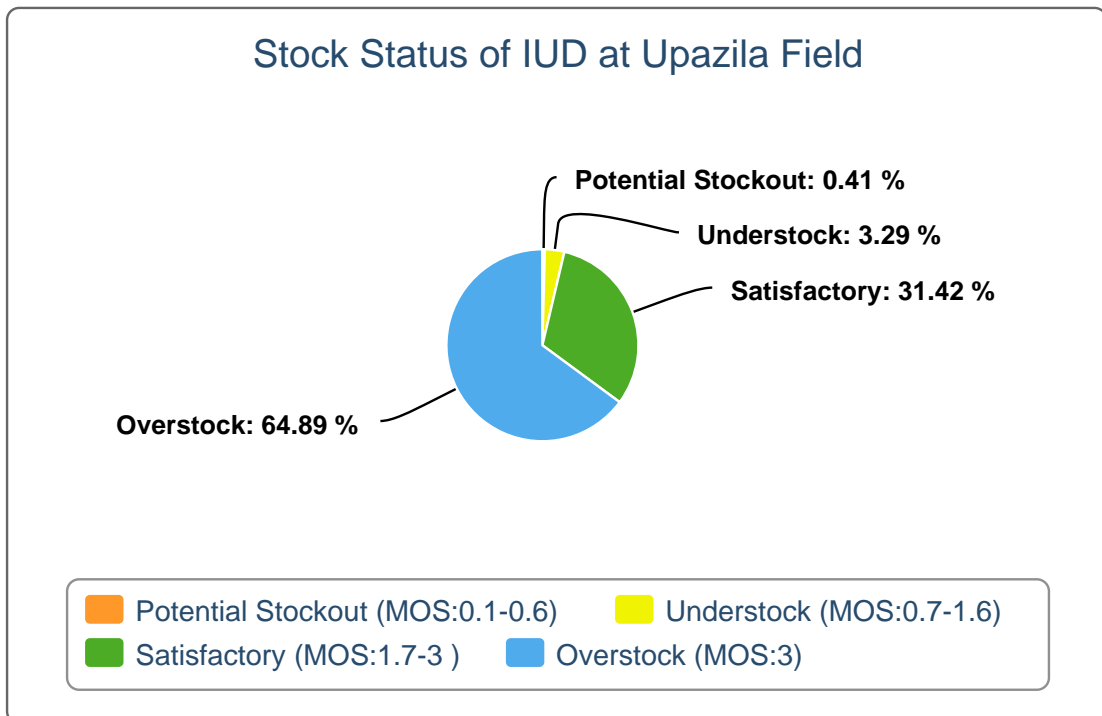
5(d).



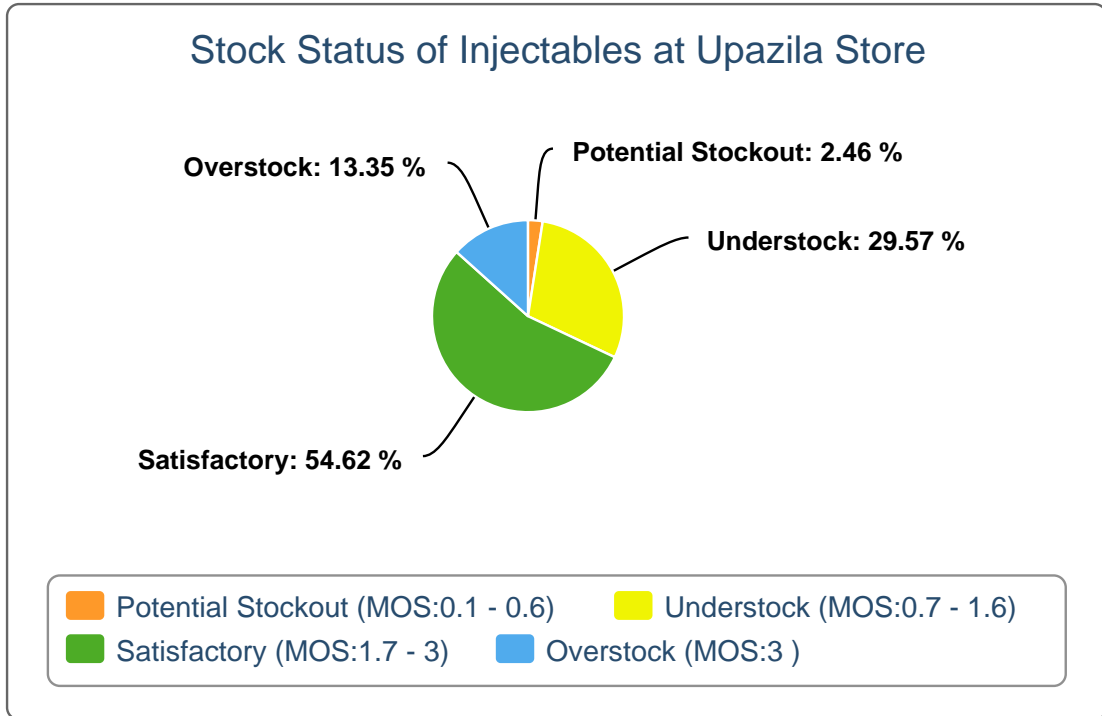
5(e).



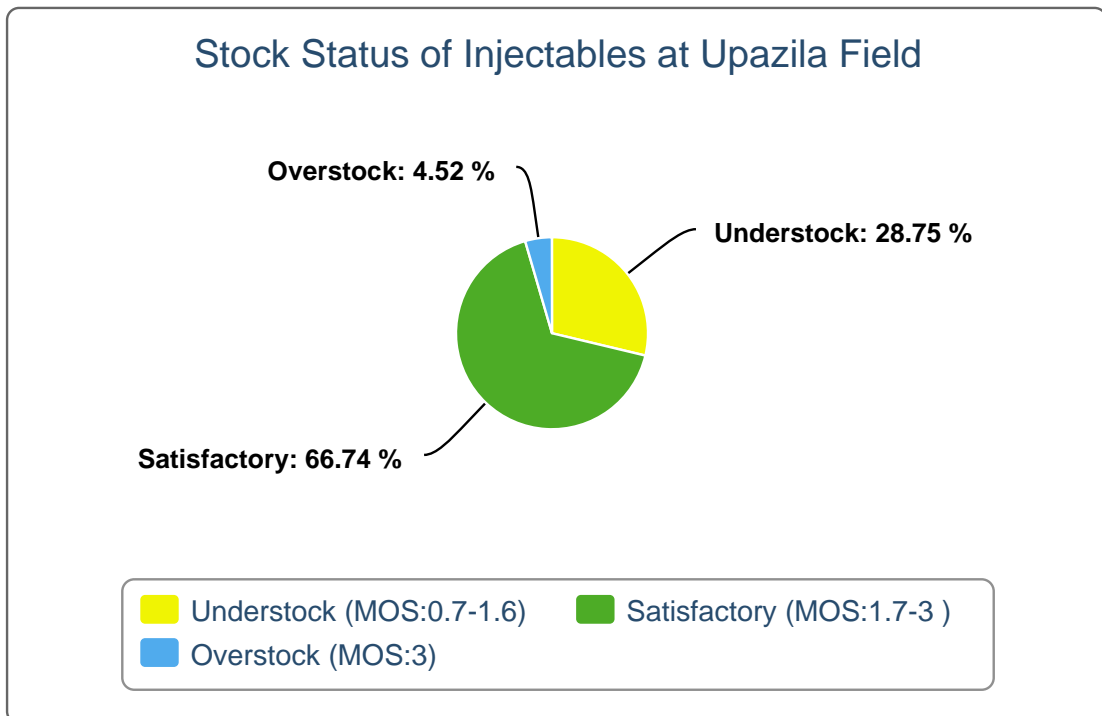
5(f).



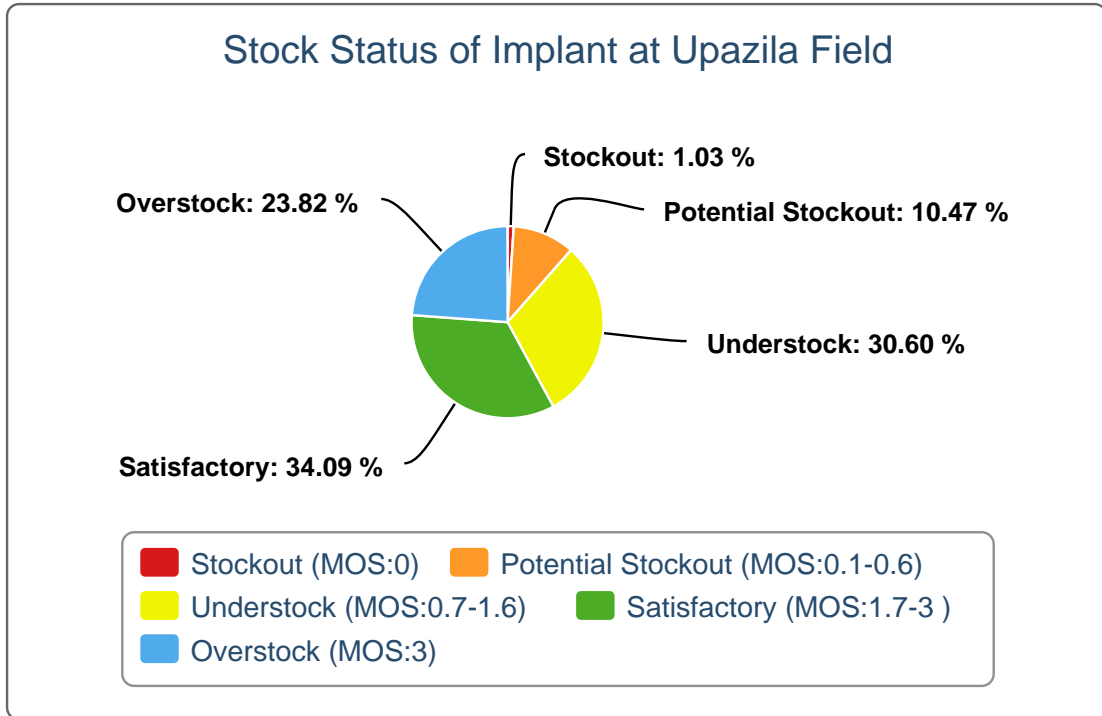
5(g).



5(h).



5(i).



6(a). Contraceptive Stock Status by Product at Regional Warehouses

SL	WH Name	Condom			Shukhi			IUD			Injectables			Implant		
		CBL	AMD	MOS	CBL	AMD	MOS	CBL	AMD	MOS	CBL	AMD	MOS	CBL	AMD	MOS
1	Bandarbon RWH	139,800	31,069	4.5	100,800	22,087	4.6	550	80	6.9	16,000	3,437	4.7	200	185	1.1
2	Bhola RWH	489,600	143,615	3.4	492,480	100,101	4.9	1,250	375	3.3	101,000	41,495	2.4	2,304	720	3.2
3	Bogra RWH	3,592,200	622,361	5.8	7,122,720	432,717	16.5	650	874	0.7	18,200	38,973	0.5	10,368	3,393	3.1
4	Chittagong RWH	13,255,000	592,456	22.4	5,859,360	387,101	15.1	200	1,596	0.1	10,400	62,421	0.2	31,194	2,634	11.8
5	Comilla RWH	75,000	813,388	0.1	934,560	419,188	2.2	3,750	1,440	2.6	16,000	74,342	0.2	5,506	1,878	2.9
6	Dhaka CWH	2,924,600	1,990,115	1.5	6,426,240	976,271	6.6	450	2,940	0.2	23,500	122,422	0.2	38,284	3,940	9.7
7	Dinajpur RWH	426,000	221,770	1.9	619,200	350,434	1.8	1,500	605	2.5	30,000	38,723	0.8	416	2,848	0.1
8	Faridpur RWH	1,743,000	726,051	2.4	1,092,960	494,463	2.2	2,600	1,329	2.0	38,100	51,002	0.7	2,736	2,828	1.0
9	Jamalpur RWH	583,200	427,930	1.4	977,760	281,437	3.5	700	568	1.2	55,100	37,240	1.5	3,046	1,396	2.2
10	Jessore RWH	1,617,000	530,500	3.0	907,200	361,378	2.5	1,800	782	2.3	64,400	52,593	1.2	2,160	1,679	1.3
11	Khulna RWH	16,282,000	755,758	21.5	1,833,120	472,287	3.9	4,750	985	4.8	81,900	47,237	1.7	15,088	1,698	8.9
12	Kushtia RWH	768,000	358,351	2.1	1,000,800	191,079	5.2	1,951	298	6.5	77,400	36,840	2.1	1,839	718	2.6
13	Mymensingh RWH	838,800	849,783	1.0	2,149,920	859,268	2.5	3,150	1,034	3.0	99,500	57,226	1.7	6,440	2,998	2.1
14	Noakhali RWH	288,600	374,999	0.8	804,960	200,253	4.0	350	873	0.4	29,800	45,391	0.7	3,308	1,461	2.3
15	Pabna RWH	658,800	600,389	1.1	1,558,080	393,162	4.0	542	1,096	0.5	67,000	52,642	1.3	2,818	1,056	2.7
16	Patuakhali RWH	1,059,000	127,658	8.3	748,800	152,820	4.9	1,450	388	3.7	59,900	27,490	2.2	4,814	977	4.9
17	Rajshahi RWH	558,000	792,194	0.7	815,040	340,076	2.4	1,891	594	3.2	92,200	42,160	2.2	2,500	1,860	1.3
18	Rangamati RWH	144,000	48,979	2.9	118,080	31,400	3.8	700	48	14.6	19,500	2,815	6.9	154	158	1.0
19	Rangpur RWH	672,600	639,998	1.1	1,005,120	822,976	1.2	3,050	1,534	2.0	19,500	106,590	0.2	4,824	3,862	1.2
20	Sylhet RWH	870,600	782,630	1.1	1,238,400	436,913	2.8	1,800	764	2.4	58,500	51,330	1.1	4,738	1,675	2.8
21	Tangail RWH	592,200	418,142	1.4	650,880	314,928	2.1	950	537	1.8	61,000	28,920	2.1	1,728	1,172	1.5

6(b). Contraceptive Stock Status by Product at Upazila

SL	Warehouse Name	Upazila Name	Condom			Shukhi			IUD			Injectables			Implant		
			CBL	AMD	MOS	CBL	AMD	MOS	CBL	AMD	MOS	CBL	AMD	MOS	CBL	AMD	MOS
1	Bandarbon RWH	Alikadam	10,100	3,062	3.3	7,575	2,177	3.5	70	6	11.7	2,336	825	2.8	84	25	3.4
2	Bandarbon RWH	Bandarban Sadar	9,300	4,600	2.0	8,140	4,239	1.9	65	24	2.7	1,682	727	2.3	161	18	8.9
3	Bandarbon RWH	Lama	19,200	6,494	3.0	8,280	4,957	1.7	138	22	6.3	2,066	754	2.7	6	40	0.2
4	Bandarbon RWH	Naikhongchhari	25,000	7,061	3.5	14,895	5,217	2.9	108	7	15.4	2,961	719	4.1	50	11	4.5
5	Bandarbon RWH	Rowangchhari	12,400	2,207	5.6	10,350	1,852	5.6	183	4	45.8	1,756	179	9.8	55	19	2.9
6	Bandarbon RWH	Ruma	39,100	5,157	7.6	18,240	1,740	10.5	256	9	28.4	2,240	118	19.0	52	25	2.1
7	Bandarbon RWH	Thanchi	6,900	2,488	2.8	10,620	1,905	5.6	91	8	11.4	1,232	115	10.7	50	47	1.1
8	Bhola RWH	Bhola Sadar	40,400	16,277	2.5	26,745	12,927	2.1	286	88	3.3	16,940	4,978	3.4	161	241	0.7
9	Bhola RWH	Burhanuddin	18,600	6,263	3.0	21,000	9,176	2.3	59	30	2.0	4,182	2,204	1.9	72	67	1.1
10	Bhola RWH	Char Fasson	93,790	37,317	2.5	39,783	18,489	2.2	150	73	2.1	16,196	8,890	1.8	40	108	0.4
11	Bhola RWH	Daulat Khan	31,100	13,705	2.3	18,010	8,728	2.1	80	20	4.0	7,500	3,784	2.0	208	21	9.9
12	Bhola RWH	Hizla	21,500	9,949	2.2	15,007	6,655	2.3	94	21	4.5	6,393	1,921	3.3	454	19	23.9
13	Bhola RWH	Lalmohan	42,500	18,833	2.3	34,890	13,870	2.5	170	67	2.5	14,200	6,910	2.1	144	57	2.5
14	Bhola RWH	Manpura	10,752	4,948	2.2	6,798	2,757	2.5	75	9	8.3	3,685	1,937	1.9	22	49	0.4
15	Bhola RWH	Mehendiganj	51,100	17,050	3.0	20,875	13,697	1.5	100	29	3.4	11,337	5,125	2.2	0	120	0.0
16	Bhola RWH	Muladi	10,800	10,554	1.0	9,315	8,363	1.1	76	24	3.2	2,974	2,127	1.4	288	11	26.2
17	Bhola RWH	Tazumuddin	24,500	8,719	2.8	15,670	5,439	2.9	35	14	2.5	6,100	3,619	1.7	216	27	8.0
18	Bogra RWH	Adamdighi	67,600	13,471	5.0	46,695	8,452	5.5	98	27	3.6	1,715	522	3.3	0	85	0.0
19	Bogra RWH	Akkelpur	16,600	5,444	3.0	14,260	6,842	2.1	86	15	5.7	1,116	570	2.0	0	99	0.0
20	Bogra RWH	Atrai	36,900	16,383	2.3	36,620	13,612	2.7	162	12	13.5	1,448	565	2.6	144	61	2.4
21	Bogra RWH	Badalgachhi	12,100	16,640	0.7	3,245	15,028	0.2	173	20	8.7	1,951	2,245	0.9	288	58	5.0
22	Bogra RWH	Bogra Sadar	94,000	99,208	0.9	7,875	20,925	0.4	130	117	1.1	4,776	3,601	1.3	195	317	0.6
23	Bogra RWH	Dhamoirhat	36,684	11,525	3.2	359,978	10,101	35.6	261	13	20.1	2,815	1,273	2.2	288	33	8.7
24	Bogra RWH	Dhunat	45,000	31,230	1.4	27,430	23,458	1.2	82	30	2.7	3,374	2,651	1.3	0	165	0.0
25	Bogra RWH	Dhupchanchia	409,700	8,086	50.7	30,165	8,387	3.6	60	15	4.0	2,135	862	2.5	216	129	1.7

SL	Warehouse Name	Upazila Name	Condom			Shukhi			IUD			Injectables			Implant		
			CBL	AMD	MOS	CBL	AMD	MOS	CBL	AMD	MOS	CBL	AMD	MOS	CBL	AMD	MOS
26	Bogra RWH	Gabtali	63,800	42,151	1.5	30,240	19,181	1.6	89	11	8.1	5,059	2,933	1.7	0	183	0.0
27	Bogra RWH	Ghoraghat	36,800	6,355	5.8	17,475	7,504	2.3	70	23	3.0	1,322	446	3.0	144	54	2.7
28	Bogra RWH	Hakimpur	23,900	7,373	3.2	27,759	5,732	4.8	51	12	4.3	1,108	451	2.5	216	50	4.3
29	Bogra RWH	Joypurhat Sadar	90,000	23,772	3.8	48,810	14,026	3.5	225	78	2.9	5,525	1,840	3.0	362	106	3.4
30	Bogra RWH	Kahaloo	16,600	17,335	1.0	15,180	12,645	1.2	33	28	1.2	1,287	901	1.4	0	173	0.0
31	Bogra RWH	Kalai	30,400	7,736	3.9	294,645	9,242	31.9	89	10	8.9	1,731	599	2.9	0	81	0.0
32	Bogra RWH	Khetlal	18,200	7,724	2.4	12,060	5,368	2.2	76	14	5.4	838	269	3.1	216	45	4.8
33	Bogra RWH	Mahadebpur	37,400	17,393	2.2	41,235	20,232	2.0	104	30	3.5	2,628	1,181	2.2	0	162	0.0
34	Bogra RWH	Manda	40,500	20,800	1.9	89,280	30,048	3.0	320	109	2.9	6,170	1,754	3.5	442	94	4.7
35	Bogra RWH	Nandigram	18,300	10,764	1.7	11,865	16,217	0.7	93	15	6.2	513	383	1.3	0	84	0.0
36	Bogra RWH	Naogaon Sadar	43,300	38,044	1.1	49,045	23,143	2.1	134	49	2.7	2,919	2,067	1.4	0	155	0.0
37	Bogra RWH	Niamatpur	28,400	12,937	2.2	28,340	15,393	1.8	155	18	8.6	1,604	1,022	1.6	0	93	0.0
38	Bogra RWH	Panchbibi	48,300	14,456	3.3	25,215	8,683	2.9	92	27	3.4	1,608	552	2.9	128	119	1.1
39	Bogra RWH	Patnitala	43,126	9,409	4.6	297,032	9,403	31.6	96	17	5.6	1,173	497	2.4	216	93	2.3
40	Bogra RWH	Porsha	31,900	11,883	2.7	27,285	11,065	2.5	65	10	6.5	1,220	547	2.2	72	40	1.8
41	Bogra RWH	Raninagar	55,300	16,978	3.3	43,200	13,964	3.1	150	15	10.0	2,205	696	3.2	432	50	8.6
42	Bogra RWH	Sapahar	29,400	9,663	3.0	29,475	11,253	2.6	48	5	9.6	1,842	953	1.9	288	38	7.6
43	Bogra RWH	Sariakandi	37,048	13,153	2.8	21,720	9,454	2.3	175	27	6.5	2,882	1,500	1.9	0	168	0.0
44	Bogra RWH	Shajahanpur	89,900	48,939	1.8	22,260	18,368	1.2	29	25	1.2	1,603	1,271	1.3	0	125	0.0
45	Bogra RWH	Sherpur	41,800	32,048	1.3	29,476	20,536	1.4	66	25	2.6	6,198	1,698	3.7	0	208	0.0
46	Bogra RWH	Shibganj	56,700	30,762	1.8	54,150	24,799	2.2	120	33	3.6	7,300	3,858	1.9	0	177	0.0
47	Bogra RWH	Sonatola	44,900	20,699	2.2	38,850	19,656	2.0	200	44	4.5	2,926	1,266	2.3	0	148	0.0
48	Chittagong RWH	Anowara	34,800	14,716	2.4	29,700	13,460	2.2	72	35	2.1	2,146	988	2.2	100	52	1.9
49	Chittagong RWH	Banshkhali	54,300	25,445	2.1	36,300	17,980	2.0	74	28	2.6	5,373	2,538	2.1	100	73	1.4
50	Chittagong RWH	Boalkhali	33,500	8,885	3.8	23,274	12,077	1.9	71	39	1.8	1,320	584	2.3	280	48	5.8

SL	Warehouse Name	Upazila Name	Condom			Shukhi			IUD			Injectables			Implant		
			CBL	AMD	MOS	CBL	AMD	MOS	CBL	AMD	MOS	CBL	AMD	MOS	CBL	AMD	MOS
51	Chittagong RWH	Chakaria	42,000	20,362	2.1	36,060	17,255	2.1	105	81	1.3	9,554	4,024	2.4	330	154	2.1
52	Chittagong RWH	Chandanaish	30,600	12,694	2.4	25,140	10,867	2.3	147	49	3.0	1,984	966	2.1	120	65	1.8
53	Chittagong RWH	Cox's Bazar Sadar	56,300	29,245	1.9	39,855	17,772	2.2	166	79	2.1	7,210	3,810	1.9	54	214	0.3
54	Chittagong RWH	Dighinala	31,500	12,008	2.6	17,985	8,568	2.1	32	10	3.2	2,245	1,241	1.8	50	16	3.1
55	Chittagong RWH	Double Mooring	135,300	75,432	1.8	39,915	16,452	2.4	233	160	1.5	12,114	5,647	2.1	500	261	1.9
56	Chittagong RWH	Fatikchhari	86,100	31,529	2.7	73,150	20,411	3.6	134	55	2.4	6,776	2,948	2.3	300	147	2.0
57	Chittagong RWH	Hathazari	78,100	39,890	2.0	37,635	19,534	1.9	122	37	3.3	2,682	1,482	1.8	144	70	2.1
58	Chittagong RWH	Khagrachhari Sadar	21,300	7,991	2.7	14,655	6,609	2.2	200	67	3.0	2,017	902	2.2	60	24	2.5
59	Chittagong RWH	Kutubdia	21,500	4,809	4.5	20,565	5,400	3.8	64	15	4.3	5,135	1,534	3.3	72	81	0.9
60	Chittagong RWH	Lakshmichhari	6,200	1,940	3.2	5,670	2,545	2.2	58	11	5.3	594	92	6.5	20	6	3.3
61	Chittagong RWH	Lohagara	79,200	10,610	7.5	22,620	10,108	2.2	92	24	3.8	4,660	1,361	3.4	200	50	4.0
62	Chittagong RWH	Mahalchhari	10,200	3,992	2.6	7,530	4,231	1.8	28	8	3.5	901	358	2.5	0	7	0.0
63	Chittagong RWH	Maheshkhali	22,600	8,587	2.6	40,365	18,040	2.2	217	79	2.7	5,660	2,947	1.9	0	97	0.0
64	Chittagong RWH	Manikchhari	8,000	1,988	4.0	8,490	2,083	4.1	50	3	16.7	563	554	1.0	33	14	2.4
65	Chittagong RWH	Matiranga	28,400	9,266	3.1	16,650	7,870	2.1	10	22	0.5	2,200	1,128	2.0	80	35	2.3
66	Chittagong RWH	Mirsharai	36,099	18,581	1.9	32,685	16,445	2.0	174	68	2.6	5,344	2,711	2.0	400	88	4.5
67	Chittagong RWH	Panchhari	17,000	4,374	3.9	12,045	5,379	2.2	45	4	11.3	675	337	2.0	50	9	5.6
68	Chittagong RWH	Panchlaish	96,200	57,346	1.7	26,075	12,256	2.1	594	153	3.9	8,747	4,216	2.1	200	198	1.0
69	Chittagong RWH	Patiya	54,200	24,624	2.2	46,680	21,058	2.2	205	128	1.6	5,650	2,368	2.4	170	162	1.0
70	Chittagong RWH	Pekua	16,800	5,069	3.3	13,620	6,359	2.1	34	9	3.8	3,664	1,867	2.0	150	85	1.8
71	Chittagong RWH	Ramgarh	17,550	3,841	4.6	13,704	3,779	3.6	49	4	12.3	838	252	3.3	38	7	5.4
72	Chittagong RWH	Ramu	33,600	13,606	2.5	27,060	12,903	2.1	81	26	3.1	10,414	3,015	3.5	350	86	4.1
73	Chittagong RWH	Rangunia	61,800	29,006	2.1	29,565	14,544	2.0	103	67	1.5	3,877	1,821	2.1	200	80	2.5
74	Chittagong RWH	Raozan	63,700	32,150	2.0	33,810	15,865	2.1	152	83	1.8	3,229	1,355	2.4	100	71	1.4
75	Chittagong RWH	Sandwip	48,266	10,363	4.7	41,565	12,748	3.3	279	40	7.0	6,099	2,088	2.9	72	69	1.0

SL	Warehouse Name	Upazila Name	Condom			Shukhi			IUD			Injectables			Implant		
			CBL	AMD	MOS	CBL	AMD	MOS	CBL	AMD	MOS	CBL	AMD	MOS	CBL	AMD	MOS
76	Chittagong RWH	Satkania	31,400	12,706	2.5	33,017	12,335	2.7	100	60	1.7	2,795	1,280	2.2	100	81	1.2
77	Chittagong RWH	Sitakunda	63,600	29,183	2.2	36,455	16,601	2.2	188	84	2.2	6,225	1,770	3.5	200	78	2.6
78	Chittagong RWH	Teknaf	61,280	25,778	2.4	49,587	19,562	2.5	124	43	2.9	8,412	5,222	1.6	411	118	3.5
79	Chittagong RWH	Ukhia	18,200	6,440	2.8	15,195	6,005	2.5	20	25	0.8	2,131	1,015	2.1	200	88	2.3
80	Comilla RWH	Akhaura	106,300	10,728	9.9	31,500	6,432	4.9	200	13	15.4	1,429	806	1.8	100	24	4.2
81	Comilla RWH	Ashuganj	71,800	17,012	4.2	26,175	6,993	3.7	52	30	1.7	1,337	1,125	1.2	186	30	6.2
82	Comilla RWH	Banchhampur	227,400	22,576	10.1	80,520	10,625	7.6	232	54	4.3	4,604	2,883	1.6	150	61	2.5
83	Comilla RWH	Barura	102,000	38,637	2.6	152,355	22,598	6.7	340	38	8.9	4,384	3,146	1.4	100	60	1.7
84	Comilla RWH	Bijoyagar	112,800	20,533	5.5	30,390	10,416	2.9	76	11	6.9	2,690	1,846	1.5	0	29	0.0
85	Comilla RWH	Brahman Para	58,900	10,626	5.5	36,705	8,902	4.1	71	20	3.6	1,192	914	1.3	150	26	5.8
86	Comilla RWH	Brahmanbaria Sadar	96,500	58,130	1.7	58,245	15,885	3.7	352	71	5.0	6,818	2,996	2.3	128	102	1.3
87	Comilla RWH	Burichang	196,900	39,172	5.0	80,655	18,372	4.4	178	81	2.2	5,545	2,289	2.4	172	108	1.6
88	Comilla RWH	Chandina	302,789	28,421	10.7	112,220	14,889	7.5	200	42	4.8	3,712	2,931	1.3	20	35	0.6
89	Comilla RWH	Chandpur Sadar	41,600	18,081	2.3	59,310	15,245	3.9	161	78	2.1	5,159	2,563	2.0	300	93	3.2
90	Comilla RWH	Chauddagam	156,100	22,171	7.0	93,315	21,226	4.4	662	62	10.7	9,551	3,881	2.5	100	73	1.4
91	Comilla RWH	Comilla Adarsha Sadar	252,800	56,904	4.4	49,275	19,231	2.6	275	104	2.6	8,518	3,361	2.5	78	140	0.6
92	Comilla RWH	Comilla Sadar Dakshin	122,600	22,749	5.4	48,250	19,490	2.5	270	39	6.9	6,073	2,905	2.1	190	58	3.3
93	Comilla RWH	Daudkandi	166,300	25,140	6.6	86,645	13,279	6.5	322	64	5.0	7,480	2,028	3.7	0	47	0.0
94	Comilla RWH	Debidwar	228,300	26,298	8.7	91,515	21,293	4.3	246	117	2.1	4,510	3,001	1.5	200	34	5.9
95	Comilla RWH	Faridganj	158,400	19,876	8.0	61,965	12,189	5.1	378	36	10.5	4,390	2,862	1.5	350	74	4.7
96	Comilla RWH	Haim Char	13,000	3,499	3.7	10,425	4,884	2.1	99	6	16.5	2,181	654	3.3	25	16	1.6
97	Comilla RWH	Hajiganj	98,600	12,528	7.9	105,555	10,432	10.1	498	23	21.7	7,771	2,135	3.6	200	58	3.4
98	Comilla RWH	Homna	62,400	26,587	2.3	57,075	8,086	7.1	31	29	1.1	1,675	1,602	1.0	50	12	4.2
99	Comilla RWH	Kachua	304,100	23,370	13.0	112,155	14,814	7.6	238	39	6.1	1,567	3,755	0.4	50	66	0.8
100	Comilla RWH	Kasba	180,700	39,055	4.6	125,805	16,217	7.8	231	26	8.9	3,538	1,324	2.7	50	59	0.8

SL	Warehouse Name	Upazila Name	Condom			Shukhi			IUD			Injectables			Implant		
			CBL	AMD	MOS	CBL	AMD	MOS	CBL	AMD	MOS	CBL	AMD	MOS	CBL	AMD	MOS
101	Comilla RWH	Laksam	46,749	18,450	2.5	33,857	9,053	3.7	155	50	3.1	3,064	1,776	1.7	200	47	4.3
102	Comilla RWH	Manoharganj	128,200	14,787	8.7	37,515	8,300	4.5	175	17	10.3	3,019	1,397	2.2	100	47	2.1
103	Comilla RWH	Matlab Dakshin	171,300	17,129	10.0	51,132	8,067	6.3	515	37	13.9	4,902	2,596	1.9	454	59	7.7
104	Comilla RWH	Matlab Uttar	116,200	18,842	6.2	67,335	13,344	5.0	298	52	5.7	7,624	1,789	4.3	100	76	1.3
105	Comilla RWH	Meghna	103,200	6,553	15.7	31,660	4,601	6.9	43	11	3.9	1,415	995	1.4	55	8	6.9
106	Comilla RWH	Muradnagar	420,500	51,383	8.2	128,295	22,440	5.7	125	137	0.9	2,970	4,231	0.7	243	105	2.3
107	Comilla RWH	Nabinagar	394,000	52,621	7.5	116,220	16,190	7.2	506	18	28.1	13,110	3,109	4.2	400	57	7.0
108	Comilla RWH	Nangalkot	79,600	30,468	2.6	39,780	11,081	3.6	180	45	4.0	4,400	2,706	1.6	50	91	0.5
109	Comilla RWH	Nasirnagar	133,700	18,151	7.4	79,365	12,315	6.4	120	24	5.0	2,996	1,373	2.2	72	63	1.1
110	Comilla RWH	Sarail	220,400	27,367	8.1	95,115	10,881	8.7	200	39	5.1	3,112	1,824	1.7	150	68	2.2
111	Comilla RWH	Shahrasti	58,600	4,578	12.8	47,775	7,061	6.8	169	12	14.1	2,163	2,314	0.9	30	40	0.8
112	Comilla RWH	Titas	90,900	10,966	8.3	65,653	4,357	15.1	131	15	8.7	5,065	1,225	4.1	10	12	0.8
113	Dhaka CWH	Araihazar	24,700	14,559	1.7	51,266	22,124	2.3	200	91	2.2	3,640	2,974	1.2	150	102	1.5
114	Dhaka CWH	Bandar	65,300	49,718	1.3	37,955	18,999	2.0	106	61	1.7	1,502	2,142	0.7	190	43	4.4
115	Dhaka CWH	Belabo	33,600	14,522	2.3	26,490	12,306	2.2	107	13	8.2	2,254	1,320	1.7	400	54	7.4
116	Dhaka CWH	Daulatpur	29,400	13,350	2.2	26,880	11,839	2.3	11	19	0.6	1,546	1,127	1.4	200	48	4.2
117	Dhaka CWH	Dhamrai	85,500	29,011	2.9	72,528	23,092	3.1	167	110	1.5	2,219	1,676	1.3	300	85	3.5
118	Dhaka CWH	Dohar	19,252	17,620	1.1	14,688	10,168	1.4	248	27	9.2	548	689	0.8	72	61	1.2
119	Dhaka CWH	Gazaria	26,700	7,300	3.7	19,555	6,765	2.9	150	9	16.7	885	672	1.3	100	19	5.3
120	Dhaka CWH	Gazipur Sadar	46,100	95,623	0.5	41,415	40,359	1.0	190	118	1.6	3,094	3,547	0.9	200	181	1.1
121	Dhaka CWH	Ghior	53,300	24,339	2.2	96,850	11,121	8.7	68	26	2.6	1,684	1,126	1.5	200	70	2.9
122	Dhaka CWH	Harirampur	33,000	13,958	2.4	39,705	6,047	6.6	64	13	4.9	894	708	1.3	300	43	7.0
123	Dhaka CWH	Kaliakair	62,100	22,104	2.8	48,015	20,130	2.4	12	22	0.5	770	633	1.2	294	41	7.2
124	Dhaka CWH	Kaliganj	73,000	48,332	1.5	53,520	22,426	2.4	71	54	1.3	1,184	1,450	0.8	200	38	5.3
125	Dhaka CWH	Kapasia	170,600	24,030	7.1	58,340	18,844	3.1	74	36	2.1	800	1,034	0.8	300	40	7.5

SL	Warehouse Name	Upazila Name	Condom			Shukhi			IUD			Injectables			Implant		
			CBL	AMD	MOS	CBL	AMD	MOS	CBL	AMD	MOS	CBL	AMD	MOS	CBL	AMD	MOS
126	Dhaka CWH	Keraniganj	143,558	56,467	2.5	83,359	32,784	2.5	200	137	1.5	4,641	4,703	1.0	300	167	1.8
127	Dhaka CWH	Lohajang	65,400	22,130	3.0	26,805	11,190	2.4	51	14	3.6	1,000	994	1.0	172	83	2.1
128	Dhaka CWH	Manikganj Sadar	66,700	45,722	1.5	40,170	17,015	2.4	28	37	0.8	4,298	2,050	2.1	0	145	0.0
129	Dhaka CWH	Manohardi	62,200	27,920	2.2	371,173	15,597	23.8	108	70	1.5	1,718	2,595	0.7	200	22	9.1
130	Dhaka CWH	Mirpur	13,400	251,239	0.1	59,400	54,766	1.1	262	500	0.5	10,541	13,619	0.8	170	418	0.4
131	Dhaka CWH	Munshiganj Sadar	106,600	34,213	3.1	50,685	18,576	2.7	125	26	4.8	2,316	1,837	1.3	200	86	2.3
132	Dhaka CWH	Narayanganj Sadar	260,000	161,057	1.6	120,060	64,402	1.9	374	181	2.1	14,306	10,730	1.3	180	241	0.7
133	Dhaka CWH	Narsingdi Sadar	44,335	106,080	0.4	252,304	69,888	3.6	100	124	0.8	1,459	11,285	0.1	1,326	144	9.2
134	Dhaka CWH	Nawabganj	53,700	23,560	2.3	38,961	13,688	2.8	53	28	1.9	500	860	0.6	216	63	3.4
135	Dhaka CWH	Palash	29,200	11,295	2.6	28,185	12,167	2.3	37	21	1.8	1,354	1,353	1.0	0	79	0.0
136	Dhaka CWH	Roypura	131,600	69,168	1.9	44,535	22,970	1.9	438	81	5.4	2,681	4,616	0.6	779	34	22.9
137	Dhaka CWH	Rupganj	206,077	38,862	5.3	106,585	34,289	3.1	125	63	2.0	2,634	3,600	0.7	300	69	4.3
138	Dhaka CWH	Saturia	25,000	9,403	2.7	20,700	8,630	2.4	66	31	2.1	1,539	767	2.0	200	46	4.3
139	Dhaka CWH	Savar	78,100	93,195	0.8	198,360	36,987	5.4	153	96	1.6	3,066	3,720	0.8	0	138	0.0
140	Dhaka CWH	Serajdikhan	65,000	26,856	2.4	46,525	20,539	2.3	65	46	1.4	2,239	1,843	1.2	300	44	6.8
141	Dhaka CWH	Shibalaya	44,636	16,012	2.8	58,848	7,531	7.8	37	20	1.9	1,752	1,580	1.1	336	46	7.3
142	Dhaka CWH	Shibpur	60,500	28,335	2.1	33,360	17,838	1.9	113	71	1.6	1,841	2,978	0.6	0	147	0.0
143	Dhaka CWH	Singair	59,600	29,982	2.0	43,510	15,805	2.8	138	18	7.7	2,017	1,025	2.0	200	82	2.4
144	Dhaka CWH	Sonargaon	154,000	30,088	5.1	51,870	24,757	2.1	91	55	1.7	5,146	2,929	1.8	0	134	0.0
145	Dhaka CWH	Sreenagar	122,980	39,534	3.1	407,575	25,765	15.8	36	28	1.3	2,016	1,634	1.2	300	46	6.5
146	Dhaka CWH	Sreepur	215,700	49,707	4.3	170,322	32,019	5.3	110	47	2.3	2,483	2,599	1.0	300	92	3.3
147	Dhaka CWH	Tejgaon	78,200	367,222	0.2	574,575	167,271	3.4	415	533	0.8	18,595	23,637	0.8	402	582	0.7
148	Dhaka CWH	Tongi	157,800	63,686	2.5	46,755	17,874	2.6	215	104	2.1	3,450	1,860	1.9	277	158	1.8
149	Dhaka CWH	Tongibari	54,400	13,916	3.9	29,385	9,703	3.0	104	10	10.4	589	510	1.2	200	49	4.1
150	Dinajpur RWH	Atwari	11,200	7,614	1.5	20,072	11,766	1.7	55	16	3.4	2,825	1,117	2.5	0	44	0.0

SL	Warehouse Name	Upazila Name	Condom			Shukhi			IUD			Injectables			Implant		
			CBL	AMD	MOS	CBL	AMD	MOS	CBL	AMD	MOS	CBL	AMD	MOS	CBL	AMD	MOS
151	Dinajpur RWH	Baliadangi	15,300	4,240	3.6	49,260	11,060	4.5	121	6	20.2	5,720	2,458	2.3	0	84	0.0
152	Dinajpur RWH	Biral	26,800	11,766	2.3	45,150	16,706	2.7	66	24	2.8	3,519	1,279	2.8	0	110	0.0
153	Dinajpur RWH	Birampur	27,800	6,160	4.5	64,200	6,977	9.2	67	18	3.7	1,910	343	5.6	200	50	4.0
154	Dinajpur RWH	Birganj	26,800	10,100	2.7	68,685	22,492	3.1	93	35	2.7	4,254	1,637	2.6	0	257	0.0
155	Dinajpur RWH	Bochaganj	20,500	6,461	3.2	34,452	13,802	2.5	122	34	3.6	2,042	714	2.9	0	162	0.0
156	Dinajpur RWH	Boda	16,100	10,001	1.6	37,050	20,079	1.8	52	21	2.5	5,387	2,200	2.4	0	201	0.0
157	Dinajpur RWH	Chirirbandar	18,300	7,197	2.5	39,750	16,178	2.5	53	28	1.9	2,313	1,361	1.7	0	172	0.0
158	Dinajpur RWH	Debiganj	41,300	13,420	3.1	85,605	28,204	3.0	109	40	2.7	7,021	3,350	2.1	0	109	0.0
159	Dinajpur RWH	Dinajpur Sadar	98,000	36,224	2.7	58,875	26,414	2.2	210	60	3.5	8,312	4,808	1.7	74	470	0.2
160	Dinajpur RWH	Fulbari	24,600	5,513	4.5	66,210	7,979	8.3	95	32	3.0	1,072	315	3.4	10	82	0.1
161	Dinajpur RWH	Haripur	16,800	5,298	3.2	28,950	9,645	3.0	57	9	6.3	2,828	1,291	2.2	0	52	0.0
162	Dinajpur RWH	Kaharole	12,300	3,666	3.4	42,414	9,049	4.7	43	22	2.0	1,988	748	2.7	300	102	2.9
163	Dinajpur RWH	Khansama	20,400	4,701	4.3	44,595	14,288	3.1	27	21	1.3	2,924	1,147	2.5	110	155	0.7
164	Dinajpur RWH	Nawabganj	32,200	10,710	3.0	56,040	15,796	3.5	69	21	3.3	3,837	1,340	2.9	200	78	2.6
165	Dinajpur RWH	Panchagarh Sadar	30,500	14,500	2.1	33,360	19,682	1.7	114	24	4.8	5,798	2,334	2.5	0	134	0.0
166	Dinajpur RWH	Parbatipur	64,500	24,623	2.6	71,558	27,652	2.6	351	81	4.3	5,831	3,111	1.9	138	148	0.9
167	Dinajpur RWH	Pirganj	22,700	6,550	3.5	40,830	13,758	3.0	49	18	2.7	3,940	1,712	2.3	200	73	2.7
168	Dinajpur RWH	Ranisankail	15,600	4,897	3.2	40,560	14,286	2.8	62	12	5.2	3,420	1,297	2.6	0	99	0.0
169	Dinajpur RWH	Tentulia	18,500	7,850	2.4	24,837	11,105	2.2	70	21	3.3	1,768	638	2.8	100	40	2.5
170	Dinajpur RWH	Thakurgaon Sadar	55,900	20,279	2.8	82,080	33,516	2.4	142	62	2.3	11,000	5,523	2.0	1,000	226	4.4
171	Faridpur RWH	Agailjhara	17,510	9,558	1.8	16,972	9,995	1.7	154	16	9.6	1,540	690	2.2	72	73	1.0
172	Faridpur RWH	Alfadanga	41,120	20,709	2.0	13,209	6,953	1.9	197	19	10.4	2,310	708	3.3	0	43	0.0
173	Faridpur RWH	Babuganj	10,300	5,058	2.0	13,980	7,287	1.9	50	34	1.5	721	726	1.0	0	85	0.0
174	Faridpur RWH	Baliakandi	48,700	25,989	1.9	32,055	13,973	2.3	101	48	2.1	2,963	1,375	2.2	0	146	0.0
175	Faridpur RWH	Banari Para	9,800	6,019	1.6	14,897	8,756	1.7	32	19	1.7	1,816	620	2.9	0	82	0.0

SL	Warehouse Name	Upazila Name	Condom			Shukhi			IUD			Injectables			Implant		
			CBL	AMD	MOS	CBL	AMD	MOS	CBL	AMD	MOS	CBL	AMD	MOS	CBL	AMD	MOS
176	Faridpur RWH	Barisal Sadar (kotwali)	56,400	36,787	1.5	30,285	20,615	1.5	144	61	2.4	6,533	3,139	2.1	64	127	0.5
177	Faridpur RWH	Bhanga	45,600	21,867	2.1	33,280	15,089	2.2	95	40	2.4	2,648	887	3.0	0	60	0.0
178	Faridpur RWH	Bhedarganj	29,400	13,560	2.2	20,235	9,939	2.0	101	39	2.6	3,242	1,671	1.9	0	53	0.0
179	Faridpur RWH	Boalmari	67,000	36,074	1.9	31,675	15,982	2.0	65	23	2.8	2,176	1,626	1.3	0	96	0.0
180	Faridpur RWH	Char Bhadrasan	13,600	8,715	1.6	15,444	2,865	5.4	75	10	7.5	266	267	1.0	0	22	0.0
181	Faridpur RWH	Damudya	18,100	8,625	2.1	11,980	5,062	2.4	78	21	3.7	874	516	1.7	0	28	0.0
182	Faridpur RWH	Faridpur Sadar	106,000	54,904	1.9	40,410	21,134	1.9	95	62	1.5	4,190	3,501	1.2	360	147	2.4
183	Faridpur RWH	Gaurnadi	16,200	9,434	1.7	21,610	10,962	2.0	51	19	2.7	883	1,164	0.8	58	32	1.8
184	Faridpur RWH	Goalanda	64,900	32,206	2.0	13,065	6,982	1.9	185	11	16.8	4,042	1,726	2.3	0	81	0.0
185	Faridpur RWH	Gopalganj Sadar	68,936	36,917	1.9	35,227	17,326	2.0	114	72	1.6	3,236	1,145	2.8	288	49	5.9
186	Faridpur RWH	Gosairhat	29,200	14,302	2.0	20,930	9,829	2.1	129	87	1.5	1,778	962	1.8	144	24	6.0
187	Faridpur RWH	Jhalokati Sadar	17,700	10,386	1.7	16,350	9,597	1.7	70	27	2.6	1,466	925	1.6	72	83	0.9
188	Faridpur RWH	Kalkini	81,600	12,406	6.6	31,425	14,289	2.2	241	23	10.5	3,242	1,481	2.2	0	121	0.0
189	Faridpur RWH	Kashiani	57,900	32,571	1.8	36,815	18,391	2.0	145	18	8.1	2,521	1,361	1.9	0	18	0.0
190	Faridpur RWH	Kotalipara	22,600	10,580	2.1	31,290	16,340	1.9	73	9	8.1	919	790	1.2	50	77	0.6
191	Faridpur RWH	Madaripur Sadar	45,900	22,306	2.1	43,560	23,146	1.9	242	123	2.0	4,786	4,476	1.1	0	145	0.0
192	Faridpur RWH	Madhukhali	25,500	16,326	1.6	27,795	17,721	1.6	147	35	4.2	1,988	1,663	1.2	0	90	0.0
193	Faridpur RWH	Muksudpur	77,300	35,199	2.2	58,057	28,628	2.0	116	41	2.8	2,772	2,308	1.2	0	81	0.0
194	Faridpur RWH	Nagarkanda	36,100	20,279	1.8	19,720	12,189	1.6	103	23	4.5	652	615	1.1	200	45	4.4
195	Faridpur RWH	Naria	47,700	9,473	5.0	25,250	12,883	2.0	81	27	3.0	2,842	979	2.9	144	40	3.6
196	Faridpur RWH	Nesarabad (swarupkati)	16,600	9,854	1.7	21,930	12,622	1.7	77	25	3.1	1,093	1,040	1.1	144	47	3.1
197	Faridpur RWH	Pangsha	95,500	36,976	2.6	52,535	25,156	2.1	109	44	2.5	4,325	2,638	1.6	288	174	1.7
198	Faridpur RWH	Rajbari Sadar	59,500	33,126	1.8	32,055	17,093	1.9	274	119	2.3	5,245	2,505	2.1	0	315	0.0
199	Faridpur RWH	Rajoir	46,100	16,684	2.8	30,600	15,327	2.0	240	22	10.9	2,190	1,559	1.4	0	63	0.0
200	Faridpur RWH	Sadarpur	28,900	15,411	1.9	35,111	8,184	4.3	91	15	6.1	1,193	759	1.6	0	45	0.0

SL	Warehouse Name	Upazila Name	Condom			Shukhi			IUD			Injectables			Implant		
			CBL	AMD	MOS	CBL	AMD	MOS	CBL	AMD	MOS	CBL	AMD	MOS	CBL	AMD	MOS
201	Faridpur RWH	Saltha	26,200	12,754	2.1	17,700	9,010	2.0	79	49	1.6	2,099	639	3.3	144	53	2.7
202	Faridpur RWH	Shariatpur Sadar	31,000	13,944	2.2	18,836	8,669	2.2	97	43	2.3	1,872	953	2.0	144	44	3.3
203	Faridpur RWH	Shib Char	56,000	31,022	1.8	51,120	24,607	2.1	50	35	1.4	3,800	2,858	1.3	0	89	0.0
204	Faridpur RWH	Tungipara	32,000	15,225	2.1	22,050	12,668	1.7	67	9	7.4	821	697	1.2	0	20	0.0
205	Faridpur RWH	Wazirpur	28,000	14,536	1.9	30,435	14,952	2.0	67	16	4.2	2,309	985	2.3	0	83	0.0
206	Faridpur RWH	Zanjira	31,900	16,269	2.0	19,815	10,242	1.9	73	45	1.6	1,507	1,048	1.4	216	47	4.6
207	Jamalpur RWH	Bakshiganj	40,100	16,828	2.4	30,960	12,176	2.5	155	39	4.0	1,870	798	2.3	360	75	4.8
208	Jamalpur RWH	Char Rajibpur	100,400	39,429	2.5	16,567	7,705	2.2	80	4	20.0	2,766	1,250	2.2	20	24	0.8
209	Jamalpur RWH	Dewanganj	60,500	29,377	2.1	37,260	16,852	2.2	78	35	2.2	6,730	3,503	1.9	232	114	2.0
210	Jamalpur RWH	Islampur	92,200	41,879	2.2	61,339	23,975	2.6	97	71	1.4	5,970	2,713	2.2	304	167	1.8
211	Jamalpur RWH	Jamalpur Sadar	125,200	59,413	2.1	94,768	44,312	2.1	269	109	2.5	9,950	5,617	1.8	360	186	1.9
212	Jamalpur RWH	Jhenaigati	28,700	13,614	2.1	35,910	16,505	2.2	0	19	0.0	3,082	1,270	2.4	216	51	4.2
213	Jamalpur RWH	Madarganj	55,100	22,954	2.4	39,525	15,505	2.5	90	55	1.6	2,950	1,227	2.4	172	95	1.8
214	Jamalpur RWH	Melandaha	66,400	27,646	2.4	190,800	22,109	8.6	150	51	2.9	6,000	2,758	2.2	200	91	2.2
215	Jamalpur RWH	Nakla	111,400	10,737	10.4	71,150	12,263	5.8	84	18	4.7	3,345	1,463	2.3	10	118	0.1
216	Jamalpur RWH	Nalitabari	52,200	24,055	2.2	43,500	19,972	2.2	94	13	7.2	4,481	1,510	3.0	0	94	0.0
217	Jamalpur RWH	Raumari	98,500	39,886	2.5	28,050	12,563	2.2	55	16	3.4	5,173	2,461	2.1	72	41	1.8
218	Jamalpur RWH	Sarishabari	72,100	31,763	2.3	47,645	22,837	2.1	124	58	2.1	3,817	2,030	1.9	0	88	0.0
219	Jamalpur RWH	Sherpur Sadar	117,900	49,160	2.4	73,970	36,802	2.0	141	74	1.9	16,290	8,900	1.8	360	178	2.0
220	Jamalpur RWH	Sreebardi	86,700	21,189	4.1	42,510	17,861	2.4	142	6	23.7	4,714	1,740	2.7	100	74	1.4
221	Jessore RWH	Abhaynagar	60,300	21,986	2.7	31,680	11,223	2.8	115	36	3.2	7,070	2,561	2.8	0	83	0.0
222	Jessore RWH	Bagher Para	71,400	32,836	2.2	35,425	15,013	2.4	123	59	2.1	4,056	1,920	2.1	72	95	0.8
223	Jessore RWH	Chaugachha	128,200	21,688	5.9	79,110	12,478	6.3	89	30	3.0	10,850	1,710	6.3	144	78	1.8
224	Jessore RWH	Harinakunda	30,300	7,689	3.9	30,550	14,961	2.0	80	17	4.7	2,140	1,065	2.0	144	84	1.7
225	Jessore RWH	Jessore Sadar	28,900	93,259	0.3	17,955	52,697	0.3	305	88	3.5	5,703	9,076	0.6	44	186	0.2

SL	Warehouse Name	Upazila Name	Condom			Shukhi			IUD			Injectables			Implant		
			CBL	AMD	MOS	CBL	AMD	MOS	CBL	AMD	MOS	CBL	AMD	MOS	CBL	AMD	MOS
226	Jessore RWH	Jhenaidah Sadar	74,300	34,629	2.1	54,285	23,941	2.3	312	74	4.2	7,490	3,329	2.2	332	121	2.7
227	Jessore RWH	Jhikargachha	56,500	21,996	2.6	20,715	13,501	1.5	100	38	2.6	2,900	2,782	1.0	10	77	0.1
228	Jessore RWH	Kalia	138,600	17,726	7.8	65,095	11,261	5.8	90	19	4.7	2,500	639	3.9	288	21	13.7
229	Jessore RWH	Kaliganj	51,100	21,516	2.4	36,405	16,865	2.2	135	11	12.3	3,621	1,320	2.7	72	33	2.2
230	Jessore RWH	Keshabpur	82,300	16,163	5.1	50,760	12,507	4.1	286	15	19.1	5,426	2,686	2.0	72	73	1.0
231	Jessore RWH	Kotchandpur	30,500	7,247	4.2	26,250	5,726	4.6	95	8	11.9	2,200	1,017	2.2	72	35	2.1
232	Jessore RWH	Lohagara	18,000	26,488	0.7	12,040	14,006	0.9	140	24	5.8	2,200	1,725	1.3	72	74	1.0
233	Jessore RWH	Magura Sadar	92,700	30,781	3.0	67,621	28,915	2.3	263	42	6.3	7,675	3,574	2.1	216	90	2.4
234	Jessore RWH	Maheshpur	64,700	23,639	2.7	38,060	14,512	2.6	110	42	2.6	7,400	3,384	2.2	144	57	2.5
235	Jessore RWH	Manirampur	146,000	33,637	4.3	122,970	22,374	5.5	250	118	2.1	12,350	5,975	2.1	72	84	0.9
236	Jessore RWH	Mohammadpur	32,500	5,362	6.1	26,780	9,093	2.9	267	12	22.3	1,678	866	1.9	144	64	2.3
237	Jessore RWH	Narail Sadar	129,300	33,181	3.9	67,609	21,043	3.2	359	34	10.6	8,063	2,090	3.9	144	64	2.3
238	Jessore RWH	Shailkupa	70,500	29,825	2.4	52,650	25,536	2.1	61	39	1.6	3,779	1,800	2.1	0	171	0.0
239	Jessore RWH	Shalikhha	47,900	6,192	7.7	24,765	7,815	3.2	73	19	3.8	1,416	643	2.2	72	45	1.6
240	Jessore RWH	Sharsha	92,600	34,034	2.7	42,210	17,423	2.4	143	46	3.1	7,401	3,595	2.1	216	82	2.6
241	Jessore RWH	Sreepur	35,900	10,626	3.4	24,375	10,488	2.3	50	11	4.5	1,910	836	2.3	144	62	2.3
242	Khulna RWH	Assasuni	55,300	18,637	3.0	62,685	22,158	2.8	51	15	3.4	4,030	1,291	3.1	0	57	0.0
243	Khulna RWH	Bagerhat Sadar	45,900	28,902	1.6	34,155	19,559	1.7	219	45	4.9	4,497	1,947	2.3	72	75	1.0
244	Khulna RWH	Batiaghata	54,600	17,294	3.2	36,150	14,053	2.6	113	19	5.9	2,075	843	2.5	144	55	2.6
245	Khulna RWH	Bhandaria	34,300	12,263	2.8	17,505	7,260	2.4	138	16	8.6	2,125	1,037	2.0	40	41	1.0
246	Khulna RWH	Chitalmari	54,000	19,031	2.8	23,820	10,549	2.3	129	4	32.3	3,030	1,187	2.6	0	41	0.0
247	Khulna RWH	Dacope	71,200	7,702	9.2	41,910	10,734	3.9	120	7	17.1	1,682	753	2.2	144	56	2.6
248	Khulna RWH	Daulatpur	191,500	73,223	2.6	44,655	17,944	2.5	120	45	2.7	11,800	5,186	2.3	0	131	0.0
249	Khulna RWH	Debhata	32,300	11,816	2.7	19,485	7,992	2.4	76	6	12.7	1,512	483	3.1	0	31	0.0
250	Khulna RWH	Dumuria	73,200	29,872	2.5	52,780	20,188	2.6	111	55	2.0	5,184	2,210	2.3	288	114	2.5

SL	Warehouse Name	Upazila Name	Condom			Shukhi			IUD			Injectables			Implant		
			CBL	AMD	MOS	CBL	AMD	MOS	CBL	AMD	MOS	CBL	AMD	MOS	CBL	AMD	MOS
251	Khulna RWH	Fakirhat	35,700	11,647	3.1	37,065	7,815	4.7	118	9	13.1	2,128	702	3.0	0	36	0.0
252	Khulna RWH	Kachua	30,900	14,258	2.2	16,155	8,007	2.0	122	11	11.1	1,744	664	2.6	42	30	1.4
253	Khulna RWH	Kalaroa	56,000	25,954	2.2	28,335	10,155	2.8	94	15	6.3	3,139	1,452	2.2	10	46	0.2
254	Khulna RWH	Kaliganj	172,500	22,987	7.5	45,645	19,512	2.3	70	18	3.9	3,823	1,290	3.0	72	51	1.4
255	Khulna RWH	Kanthalia	17,600	6,801	2.6	11,955	4,942	2.4	68	9	7.6	1,491	686	2.2	64	21	3.0
256	Khulna RWH	Kawkhali	10,600	4,150	2.6	10,025	3,693	2.7	65	15	4.3	1,265	354	3.6	0	22	0.0
257	Khulna RWH	Khulna Sadar	282,100	130,341	2.2	103,741	42,252	2.5	168	135	1.2	15,115	5,116	3.0	326	128	2.5
258	Khulna RWH	Koyra	33,200	13,056	2.5	38,265	18,162	2.1	54	15	3.6	1,488	536	2.8	0	37	0.0
259	Khulna RWH	Mathbaria	202,500	13,734	14.7	37,485	16,576	2.3	170	52	3.3	3,018	1,684	1.8	72	33	2.2
260	Khulna RWH	Mollahat	32,900	11,349	2.9	28,185	10,266	2.7	75	10	7.5	1,601	509	3.1	0	14	0.0
261	Khulna RWH	Mongla	49,100	25,500	1.9	34,485	12,527	2.8	57	29	2.0	4,478	1,423	3.1	60	23	2.6
262	Khulna RWH	Morrelganj	517,400	26,404	19.6	251,060	25,499	9.8	214	44	4.9	5,129	2,045	2.5	116	39	3.0
263	Khulna RWH	Nazirpur	27,600	14,366	1.9	26,625	11,139	2.4	90	20	4.5	2,627	1,179	2.2	0	27	0.0
264	Khulna RWH	Paikgachha	39,600	12,542	3.2	52,560	19,925	2.6	110	16	6.9	3,275	1,103	3.0	0	43	0.0
265	Khulna RWH	Phultala	48,900	18,072	2.7	20,190	6,887	2.9	94	63	1.5	2,330	1,014	2.3	0	61	0.0
266	Khulna RWH	Pirojpur Sadar	32,400	12,217	2.7	19,110	8,873	2.2	104	62	1.7	2,311	989	2.3	72	60	1.2
267	Khulna RWH	Rajapur	20,900	8,640	2.4	16,515	5,097	3.2	115	11	10.5	1,867	608	3.1	144	14	10.3
268	Khulna RWH	Rampal	90,800	15,882	5.7	60,460	10,419	5.8	98	17	5.8	2,106	500	4.2	0	26	0.0
269	Khulna RWH	Rupsa	43,300	12,506	3.5	17,250	8,210	2.1	145	53	2.7	1,734	565	3.1	0	78	0.0
270	Khulna RWH	Sarankhola	44,800	14,429	3.1	23,760	12,018	2.0	136	18	7.6	2,535	1,534	1.7	92	22	4.2
271	Khulna RWH	Satkhira Sadar	121,400	59,974	2.0	59,185	22,634	2.6	193	46	4.2	8,106	4,373	1.9	0	81	0.0
272	Khulna RWH	Shyamnagar	249,900	23,139	10.8	77,760	25,618	3.0	83	13	6.4	3,532	998	3.5	188	66	2.8
273	Khulna RWH	Tala	31,700	17,333	1.8	37,995	18,246	2.1	159	53	3.0	5,949	1,982	3.0	0	89	0.0
274	Khulna RWH	Terokhada	65,500	17,765	3.7	38,850	9,281	4.2	29	12	2.4	495	435	1.1	0	33	0.0
275	Khulna RWH	Zianagar	10,000	3,972	2.5	10,315	4,097	2.5	84	27	3.1	1,092	559	2.0	0	17	0.0

SL	Warehouse Name	Upazila Name	Condom			Shukhi			IUD			Injectables			Implant		
			CBL	AMD	MOS	CBL	AMD	MOS	CBL	AMD	MOS	CBL	AMD	MOS	CBL	AMD	MOS
276	Kushtia RWH	Alamdanga	45,000	19,493	2.3	37,920	17,907	2.1	80	29	2.8	4,650	3,022	1.5	216	97	2.2
277	Kushtia RWH	Bheramara	35,500	23,507	1.5	22,575	9,741	2.3	6	10	0.6	3,348	1,894	1.8	77	23	3.3
278	Kushtia RWH	Chuadanga Sadar	64,500	38,422	1.7	34,065	14,909	2.3	123	53	2.3	5,569	3,574	1.6	0	58	0.0
279	Kushtia RWH	Damurhuda	45,700	19,242	2.4	26,310	12,847	2.0	73	28	2.6	4,120	3,370	1.2	72	63	1.1
280	Kushtia RWH	Daulatpur	69,800	39,363	1.8	42,045	21,484	2.0	16	10	1.6	8,484	3,446	2.5	72	26	2.8
281	Kushtia RWH	Gangni	39,300	30,455	1.3	30,420	17,853	1.7	84	31	2.7	8,354	5,292	1.6	15	35	0.4
282	Kushtia RWH	Jiban Nagar	41,900	16,123	2.6	23,325	11,210	2.1	68	27	2.5	5,019	1,833	2.7	0	72	0.0
283	Kushtia RWH	Khoksa	28,700	16,324	1.8	17,065	8,134	2.1	9	6	1.5	832	526	1.6	0	35	0.0
284	Kushtia RWH	Kumarkhali	51,580	31,366	1.6	25,002	14,733	1.7	23	18	1.3	4,300	2,849	1.5	72	47	1.5
285	Kushtia RWH	Kushtia Sadar	91,400	50,893	1.8	49,200	28,829	1.7	105	43	2.4	10,029	4,445	2.3	195	166	1.2
286	Kushtia RWH	Meherpur Sadar	49,400	34,617	1.4	22,395	12,284	1.8	32	30	1.1	6,044	2,830	2.1	72	36	2.0
287	Kushtia RWH	Mirpur	37,200	29,457	1.3	29,565	17,644	1.7	36	10	3.6	3,390	2,450	1.4	97	33	2.9
288	Kushtia RWH	Mujib Nagar	18,200	9,089	2.0	7,590	3,504	2.2	19	3	6.3	1,899	1,309	1.5	0	27	0.0
289	Mymensingh RWH	Atpara	26,500	8,996	2.9	35,700	12,087	3.0	46	5	9.2	1,620	727	2.2	4	87	0.0
290	Mymensingh RWH	Austagram	38,400	15,533	2.5	26,637	10,290	2.6	62	22	2.8	2,360	1,231	1.9	134	41	3.3
291	Mymensingh RWH	Bajitpur	39,900	17,931	2.2	30,015	15,348	2.0	84	13	6.5	1,877	878	2.1	0	51	0.0
292	Mymensingh RWH	Barhatta	31,800	14,103	2.3	29,565	12,347	2.4	40	16	2.5	2,835	1,450	2.0	2	82	0.0
293	Mymensingh RWH	Bhairab	72,340	36,753	2.0	42,735	21,869	2.0	98	30	3.3	3,054	2,077	1.5	72	74	1.0
294	Mymensingh RWH	Bhaluka	70,000	29,558	2.4	56,610	32,420	1.7	182	64	2.8	3,885	1,793	2.2	100	105	1.0
295	Mymensingh RWH	Dharampasha	43,300	20,527	2.1	36,435	17,626	2.1	45	10	4.5	3,150	1,793	1.8	0	159	0.0
296	Mymensingh RWH	Dhobaura	45,700	22,135	2.1	35,475	15,550	2.3	30	8	3.8	2,000	1,457	1.4	89	62	1.4
297	Mymensingh RWH	Durgapur	46,100	19,486	2.4	42,544	17,251	2.5	54	22	2.5	2,468	2,213	1.1	246	81	3.0
298	Mymensingh RWH	Fulbaria	41,400	20,450	2.0	74,265	37,721	2.0	95	37	2.6	2,795	1,396	2.0	0	39	0.0
299	Mymensingh RWH	Gaffargaon	87,240	49,791	1.8	55,216	36,120	1.5	107	18	5.9	3,760	2,356	1.6	64	46	1.4
300	Mymensingh RWH	Gauripur	42,300	19,717	2.1	43,470	22,383	1.9	81	40	2.0	3,858	1,884	2.0	0	79	0.0

SL	Warehouse Name	Upazila Name	Condom			Shukhi			IUD			Injectables			Implant		
			CBL	AMD	MOS	CBL	AMD	MOS	CBL	AMD	MOS	CBL	AMD	MOS	CBL	AMD	MOS
301	Mymensingh RWH	Haluaghat	30,800	21,554	1.4	52,545	26,696	2.0	199	14	14.2	1,672	1,802	0.9	128	64	2.0
302	Mymensingh RWH	Hossainpur	34,600	16,831	2.1	31,755	18,139	1.8	113	24	4.7	2,982	1,414	2.1	216	68	3.2
303	Mymensingh RWH	Ishwarganj	36,200	18,236	2.0	58,135	43,004	1.4	48	13	3.7	2,889	1,769	1.6	460	57	8.1
304	Mymensingh RWH	Itna	31,000	18,149	1.7	32,670	17,717	1.8	74	11	6.7	1,470	671	2.2	0	35	0.0
305	Mymensingh RWH	Kalmakanda	78,900	27,580	2.9	56,805	22,662	2.5	58	8	7.3	3,665	1,413	2.6	216	78	2.8
306	Mymensingh RWH	Karimganj	37,500	18,738	2.0	43,610	20,676	2.1	95	28	3.4	2,176	1,180	1.8	72	99	0.7
307	Mymensingh RWH	Katiadi	55,400	36,111	1.5	36,623	19,721	1.9	101	41	2.5	3,574	2,157	1.7	216	70	3.1
308	Mymensingh RWH	Kendua	34,200	15,810	2.2	46,515	24,459	1.9	165	39	4.2	2,422	1,223	2.0	18	111	0.2
309	Mymensingh RWH	Khaliajuri	18,800	6,399	2.9	18,775	6,083	3.1	19	4	4.8	1,192	495	2.4	360	56	6.4
310	Mymensingh RWH	Kishoreganj Sadar	104,600	44,690	2.3	66,019	28,510	2.3	180	72	2.5	4,251	2,486	1.7	100	120	0.8
311	Mymensingh RWH	Kuliar Char	37,900	18,394	2.1	25,915	14,717	1.8	75	24	3.1	2,259	1,207	1.9	226	65	3.5
312	Mymensingh RWH	Madan	29,160	13,580	2.1	28,142	15,383	1.8	24	9	2.7	1,527	738	2.1	72	45	1.6
313	Mymensingh RWH	Mithamain	25,000	12,944	1.9	13,845	8,359	1.7	7	9	0.8	584	237	2.5	0	23	0.0
314	Mymensingh RWH	Mohanganj	38,100	11,031	3.5	48,905	17,339	2.8	78	30	2.6	2,473	907	2.7	0	76	0.0
315	Mymensingh RWH	Muktagachha	47,412	29,008	1.6	64,975	40,291	1.6	43	7	6.1	3,174	2,007	1.6	0	77	0.0
316	Mymensingh RWH	Mymensingh Sadar	153,800	81,266	1.9	92,760	53,413	1.7	441	173	2.5	5,946	3,887	1.5	72	350	0.2
317	Mymensingh RWH	Nandail	36,900	14,602	2.5	79,665	50,582	1.6	138	35	3.9	3,559	2,427	1.5	384	30	12.8
318	Mymensingh RWH	Netrakona Sadar	68,200	29,732	2.3	60,587	24,331	2.5	148	19	7.8	5,882	2,524	2.3	216	130	1.7
319	Mymensingh RWH	Nikli	36,100	18,030	2.0	11,201	9,219	1.2	50	29	1.7	1,599	813	2.0	0	48	0.0
320	Mymensingh RWH	Pakundia	35,800	21,826	1.6	31,485	17,829	1.8	87	29	3.0	2,606	1,422	1.8	64	50	1.3
321	Mymensingh RWH	Phulpur	41,300	28,533	1.4	76,615	49,846	1.5	73	74	1.0	2,575	2,255	1.1	167	187	0.9
322	Mymensingh RWH	Purbadhala	37,400	17,909	2.1	51,225	25,169	2.0	63	10	6.3	4,475	2,064	2.2	144	125	1.2
323	Mymensingh RWH	Tarail	38,350	22,618	1.7	27,345	13,636	2.0	62	21	3.0	1,987	911	2.2	360	41	8.8
324	Mymensingh RWH	Trishal	41,400	31,232	1.3	51,720	40,475	1.3	41	26	1.6	1,911	1,962	1.0	320	87	3.7
325	Noakhali RWH	Begumganj	17,500	31,746	0.6	2,925	15,526	0.2	6	92	0.1	512	2,351	0.2	0	103	0.0

SL	Warehouse Name	Upazila Name	Condom			Shukhi			IUD			Injectables			Implant		
			CBL	AMD	MOS	CBL	AMD	MOS	CBL	AMD	MOS	CBL	AMD	MOS	CBL	AMD	MOS
326	Noakhali RWH	Chatkhil	46,200	5,496	8.4	31,275	4,876	6.4	7	22	0.3	1,358	879	1.5	0	39	0.0
327	Noakhali RWH	Chhagalnaiya	76,000	10,756	7.1	45,300	8,855	5.1	31	24	1.3	3,885	1,163	3.3	70	29	2.4
328	Noakhali RWH	Companiganj	31,700	14,160	2.2	20,256	7,598	2.7	66	32	2.1	1,547	1,621	1.0	100	22	4.5
329	Noakhali RWH	Daganbhuiyan	42,700	21,084	2.0	15,840	8,220	1.9	39	28	1.4	2,830	1,151	2.5	50	39	1.3
330	Noakhali RWH	Feni Sadar	34,300	59,076	0.6	16,674	21,673	0.8	74	184	0.4	2,584	4,528	0.6	106	130	0.8
331	Noakhali RWH	Fulgazi	28,300	10,460	2.7	27,045	5,504	4.9	30	16	1.9	1,755	731	2.4	45	16	2.8
332	Noakhali RWH	Hatiya	20,000	19,928	1.0	20,490	15,067	1.4	94	37	2.5	3,205	2,716	1.2	100	189	0.5
333	Noakhali RWH	Kabirhat	28,600	12,462	2.3	18,165	7,674	2.4	100	21	4.8	2,410	1,515	1.6	10	85	0.1
334	Noakhali RWH	Kamalnagar	0	14,157	0.0	131,679	7,167	18.4	19	29	0.7	1,454	3,090	0.5	0	93	0.0
335	Noakhali RWH	Lakshmipur Sadar	29,900	20,396	1.5	23,919	17,291	1.4	0	117	0.0	3,471	5,659	0.6	300	249	1.2
336	Noakhali RWH	Noakhali Sadar	12,800	43,764	0.3	6,480	16,410	0.4	170	68	2.5	2,345	3,995	0.6	0	83	0.0
337	Noakhali RWH	Parshuram	49,200	15,803	3.1	48,599	5,455	8.9	9	14	0.6	1,233	979	1.3	120	29	4.1
338	Noakhali RWH	Ramganj	21,800	8,525	2.6	14,755	5,390	2.7	19	32	0.6	1,612	1,796	0.9	100	70	1.4
339	Noakhali RWH	Ramgati	40,457	9,581	4.2	204,073	7,259	28.1	117	23	5.1	1,703	3,781	0.5	200	49	4.1
340	Noakhali RWH	Roypur	56,700	4,737	12.0	175,125	9,362	18.7	98	51	1.9	1,938	1,759	1.1	0	73	0.0
341	Noakhali RWH	Senbagh	24,300	17,020	1.4	112,680	9,829	11.5	119	24	5.0	1,852	1,519	1.2	0	47	0.0
342	Noakhali RWH	Sonagazi	27,800	17,708	1.6	333,675	10,106	33.0	50	30	1.7	3,200	2,681	1.2	10	41	0.2
343	Noakhali RWH	Sonaimuri	17,000	10,357	1.6	135,615	7,170	18.9	12	18	0.7	1,708	1,777	1.0	60	43	1.4
344	Noakhali RWH	Subarnachar	46,600	27,783	1.7	10,955	9,821	1.1	115	11	10.5	4,470	1,700	2.6	0	32	0.0
345	Pabna RWH	Atgharia	37,900	10,515	3.6	38,040	10,887	3.5	30	15	2.0	1,284	581	2.2	0	48	0.0
346	Pabna RWH	Belkuchi	95,600	52,536	1.8	51,485	27,002	1.9	101	30	3.4	2,344	2,199	1.1	100	60	1.7
347	Pabna RWH	Bera	20,300	12,945	1.6	35,085	13,688	2.6	167	76	2.2	2,837	1,564	1.8	20	41	0.5
348	Pabna RWH	Bhangura	29,500	10,621	2.8	38,330	8,173	4.7	76	22	3.5	1,024	230	4.5	50	25	2.0
349	Pabna RWH	Chatmohar	79,800	33,883	2.4	65,565	26,772	2.4	90	44	2.0	1,763	1,190	1.5	100	45	2.2
350	Pabna RWH	Faridpur	15,000	7,826	1.9	17,805	5,568	3.2	50	28	1.8	1,698	1,146	1.5	100	37	2.7

SL	Warehouse Name	Upazila Name	Condom			Shukhi			IUD			Injectables			Implant		
			CBL	AMD	MOS	CBL	AMD	MOS	CBL	AMD	MOS	CBL	AMD	MOS	CBL	AMD	MOS
351	Pabna RWH	Ishwardi	88,800	37,174	2.4	61,461	17,866	3.4	120	46	2.6	4,358	2,348	1.9	0	84	0.0
352	Pabna RWH	Kamarkhanda	16,900	9,716	1.7	36,715	8,330	4.4	80	18	4.4	1,480	1,166	1.3	0	44	0.0
353	Pabna RWH	Kazipur	47,600	36,270	1.3	39,570	17,144	2.3	114	57	2.0	2,150	2,871	0.7	100	77	1.3
354	Pabna RWH	Pabna Sadar	82,500	98,893	0.8	55,110	70,307	0.8	290	144	2.0	9,600	10,212	0.9	100	86	1.2
355	Pabna RWH	Royganj	72,600	25,234	2.9	61,200	18,235	3.4	65	60	1.1	4,200	2,757	1.5	100	53	1.9
356	Pabna RWH	Santhia	55,200	33,262	1.7	74,265	30,506	2.4	107	39	2.7	12,900	4,906	2.6	0	69	0.0
357	Pabna RWH	Shahjadpur	107,800	68,431	1.6	63,555	33,564	1.9	223	187	1.2	8,565	8,213	1.0	200	157	1.3
358	Pabna RWH	Sirajganj Sadar	84,000	47,632	1.8	45,030	26,123	1.7	40	79	0.5	6,994	4,418	1.6	0	79	0.0
359	Pabna RWH	Sujanagar	57,000	20,149	2.8	56,760	15,659	3.6	137	80	1.7	2,312	2,714	0.9	0	26	0.0
360	Pabna RWH	Tarash	52,700	15,800	3.3	45,900	17,867	2.6	87	50	1.7	2,071	1,078	1.9	100	51	2.0
361	Pabna RWH	Ullah Para	169,000	79,502	2.1	89,610	45,471	2.0	149	121	1.2	5,800	5,049	1.1	100	74	1.4
362	Patuakhali RWH	Amtali	34,700	9,508	3.6	38,265	17,557	2.2	95	16	5.9	4,562	1,771	2.6	300	117	2.6
363	Patuakhali RWH	Bakerganj	52,300	19,794	2.6	34,215	15,314	2.2	165	26	6.3	5,207	2,242	2.3	50	109	0.5
364	Patuakhali RWH	Bamna	4,900	2,571	1.9	8,085	3,729	2.2	80	13	6.2	607	190	3.2	200	53	3.8
365	Patuakhali RWH	Barguna Sadar	25,800	10,913	2.4	32,070	13,769	2.3	310	88	3.5	11,225	4,143	2.7	50	120	0.4
366	Patuakhali RWH	Bauphal	31,800	11,850	2.7	38,160	18,590	2.1	160	37	4.3	4,550	2,372	1.9	400	64	6.3
367	Patuakhali RWH	Betagi	27,600	3,297	8.4	13,335	4,590	2.9	75	21	3.6	1,660	803	2.1	200	24	8.3
368	Patuakhali RWH	Dashmina	12,100	3,386	3.6	10,680	5,318	2.0	47	11	4.3	1,914	967	2.0	200	58	3.4
369	Patuakhali RWH	Dumki	9,900	4,001	2.5	7,050	3,272	2.2	84	10	8.4	950	454	2.1	300	17	17.6
370	Patuakhali RWH	Galachipa	34,900	9,080	3.8	43,299	21,455	2.0	72	10	7.2	9,150	3,967	2.3	50	90	0.6
371	Patuakhali RWH	Kalapara	30,900	10,819	2.9	32,760	15,493	2.1	76	29	2.6	7,059	3,481	2.0	300	57	5.3
372	Patuakhali RWH	Mirzaganj	9,800	7,851	1.2	7,580	6,962	1.1	13	8	1.6	647	575	1.1	200	52	3.8
373	Patuakhali RWH	Nalchity	17,900	7,173	2.5	16,305	7,004	2.3	99	19	5.2	3,341	1,497	2.2	300	53	5.7
374	Patuakhali RWH	Patharghata	13,300	5,470	2.4	14,505	6,961	2.1	124	19	6.5	3,988	1,220	3.3	200	66	3.0
375	Patuakhali RWH	Patuakhali Sadar	55,100	21,945	2.5	31,590	12,806	2.5	205	81	2.5	8,630	3,808	2.3	250	97	2.6

SL	Warehouse Name	Upazila Name	Condom			Shukhi			IUD			Injectables			Implant		
			CBL	AMD	MOS	CBL	AMD	MOS	CBL	AMD	MOS	CBL	AMD	MOS	CBL	AMD	MOS
376	Rajshahi RWH	Bagatipara	24,700	14,759	1.7	186,585	7,554	24.7	70	8	8.8	1,772	416	4.3	0	64	0.0
377	Rajshahi RWH	Bagha	49,900	30,593	1.6	31,995	10,544	3.0	44	13	3.4	3,285	1,709	1.9	0	56	0.0
378	Rajshahi RWH	Baghmara	162,500	50,809	3.2	93,510	32,752	2.9	148	52	2.8	7,058	2,612	2.7	250	120	2.1
379	Rajshahi RWH	Baraigram	81,900	36,435	2.2	78,540	20,751	3.8	165	45	3.7	5,102	2,868	1.8	0	152	0.0
380	Rajshahi RWH	Bholahat	29,300	8,403	3.5	15,060	5,637	2.7	44	6	7.3	1,772	645	2.7	0	37	0.0
381	Rajshahi RWH	Boalia	412,500	180,478	2.3	20,370	11,146	1.8	163	56	2.9	6,819	3,627	1.9	0	136	0.0
382	Rajshahi RWH	Chapai Nababganj Sadar	83,100	46,414	1.8	39,650	19,700	2.0	115	62	1.9	7,760	4,129	1.9	0	81	0.0
383	Rajshahi RWH	Charghat	55,300	22,459	2.5	196,935	13,845	14.2	49	14	3.5	2,959	847	3.5	0	69	0.0
384	Rajshahi RWH	Durgapur	44,100	21,511	2.1	219,510	9,655	22.7	88	8	11.0	1,427	678	2.1	0	32	0.0
385	Rajshahi RWH	Godagari	62,500	36,802	1.7	223,455	18,134	12.3	55	27	2.0	6,378	3,027	2.1	0	44	0.0
386	Rajshahi RWH	Gomastapur	58,400	26,039	2.2	32,265	15,188	2.1	51	17	3.0	2,946	1,334	2.2	100	64	1.6
387	Rajshahi RWH	Gurudaspur	68,800	31,365	2.2	90,491	17,634	5.1	89	10	8.9	2,000	1,601	1.2	0	143	0.0
388	Rajshahi RWH	Lalpur	64,700	27,117	2.4	233,805	18,896	12.4	84	21	4.0	3,891	1,999	1.9	0	107	0.0
389	Rajshahi RWH	Mohanpur	43,700	21,838	2.0	90,945	13,421	6.8	60	11	5.5	5,045	2,010	2.5	0	97	0.0
390	Rajshahi RWH	Nachole	25,700	11,936	2.2	15,615	6,346	2.5	68	4	17.0	2,200	1,109	2.0	72	23	3.1
391	Rajshahi RWH	Natore Sadar	104,600	46,830	2.2	54,405	20,705	2.6	250	122	2.0	3,051	1,777	1.7	0	127	0.0
392	Rajshahi RWH	Paba	101,670	49,412	2.1	29,649	16,644	1.8	129	12	10.8	8,133	3,956	2.1	0	74	0.0
393	Rajshahi RWH	Puthia	60,300	31,579	1.9	29,985	13,957	2.1	48	11	4.4	2,661	1,368	1.9	0	53	0.0
394	Rajshahi RWH	Shibganj	92,300	39,928	2.3	52,170	24,815	2.1	155	41	3.8	5,707	2,704	2.1	100	59	1.7
395	Rajshahi RWH	Singra	119,146	42,404	2.8	164,950	27,795	5.9	127	33	3.8	5,939	2,588	2.3	300	150	2.0
396	Rajshahi RWH	Tanore	45,600	15,083	3.0	201,165	14,957	13.4	85	21	4.0	2,468	1,156	2.1	0	172	0.0
397	Rangamati RWH	Baghaichhari	37,500	8,427	4.4	6,660	5,514	1.2	44	6	7.3	2,828	358	7.9	55	13	4.2
398	Rangamati RWH	Barkal	17,800	5,139	3.5	18,675	3,237	5.8	55	5	11.0	2,073	409	5.1	0	0	0.0
399	Rangamati RWH	Belai Chhari	48,799	2,273	21.5	18,195	2,370	7.7	84	3	28.0	989	131	7.5	0	16	0.0
400	Rangamati RWH	Jurai Chhari	25,800	2,529	10.2	15,255	2,039	7.5	26	3	8.7	879	142	6.2	0	0	0.0

SL	Warehouse Name	Upazila Name	Condom			Shukhi			IUD			Injectables			Implant		
			CBL	AMD	MOS	CBL	AMD	MOS	CBL	AMD	MOS	CBL	AMD	MOS	CBL	AMD	MOS
401	Rangamati RWH	Kaptai	36,200	5,931	6.1	21,705	2,980	7.3	40	3	13.3	2,730	433	6.3	14	52	0.3
402	Rangamati RWH	Kawkhali (betbunia)	33,400	4,996	6.7	8,040	3,104	2.6	175	11	15.9	944	578	1.6	30	19	1.6
403	Rangamati RWH	Langadu	26,400	12,005	2.2	17,655	5,865	3.0	179	14	12.8	2,712	440	6.2	21	33	0.6
404	Rangamati RWH	Naniarchar	18,400	6,115	3.0	14,442	4,779	3.0	49	2	24.5	894	214	4.2	61	11	5.5
405	Rangamati RWH	Rajasthali	31,000	1,564	19.8	6,435	1,512	4.3	64	1	64.0	999	110	9.1	4	14	0.3
406	Rangpur RWH	Aditmari	46,400	16,012	2.9	32,009	15,030	2.1	237	63	3.8	3,311	2,778	1.2	0	108	0.0
407	Rangpur RWH	Badarganj	113,700	13,351	8.5	243,770	30,253	8.1	90	33	2.7	5,885	2,805	2.1	0	98	0.0
408	Rangpur RWH	Bhurungamari	54,700	27,224	2.0	108,205	25,400	4.3	86	14	6.1	4,169	3,162	1.3	0	61	0.0
409	Rangpur RWH	Chilmari	23,000	10,272	2.2	61,900	15,808	3.9	74	19	3.9	1,309	978	1.3	144	63	2.3
410	Rangpur RWH	Dimla	24,200	6,709	3.6	85,455	22,342	3.8	97	27	3.6	4,391	2,630	1.7	256	55	4.7
411	Rangpur RWH	Domar	25,400	9,229	2.8	189,395	17,841	10.6	42	22	1.9	4,528	2,315	2.0	0	73	0.0
412	Rangpur RWH	Fulchhari	47,600	21,923	2.2	30,735	11,871	2.6	132	28	4.7	3,479	2,444	1.4	0	80	0.0
413	Rangpur RWH	Gaibandha Sadar	85,600	34,417	2.5	68,460	36,496	1.9	322	147	2.2	9,719	5,218	1.9	0	428	0.0
414	Rangpur RWH	Gangachara	69,300	12,609	5.5	215,640	23,183	9.3	68	31	2.2	7,670	3,684	2.1	0	167	0.0
415	Rangpur RWH	Gobindaganj	122,299	54,903	2.2	217,915	40,010	5.4	171	41	4.2	6,276	4,162	1.5	0	139	0.0
416	Rangpur RWH	Hatibandha	57,200	14,015	4.1	180,810	17,093	10.6	160	30	5.3	3,743	2,520	1.5	0	119	0.0
417	Rangpur RWH	Jaldhaka	37,100	14,572	2.5	126,120	26,452	4.8	133	36	3.7	7,910	3,372	2.3	100	120	0.8
418	Rangpur RWH	Kaliganj	20,100	9,477	2.1	150,240	16,667	9.0	127	45	2.8	3,144	2,002	1.6	0	87	0.0
419	Rangpur RWH	Kaunia	30,900	14,083	2.2	28,545	13,606	2.1	110	31	3.5	5,499	2,405	2.3	504	110	4.6
420	Rangpur RWH	Kishoreganj	18,900	5,126	3.7	38,025	17,252	2.2	165	29	5.7	1,310	1,788	0.7	0	111	0.0
421	Rangpur RWH	Kurigram Sadar	38,200	16,233	2.4	52,243	22,724	2.3	156	50	3.1	5,025	3,898	1.3	0	143	0.0
422	Rangpur RWH	Lalmonirhat Sadar	44,000	15,598	2.8	39,745	17,861	2.2	131	21	6.2	6,208	4,329	1.4	0	128	0.0
423	Rangpur RWH	Mitha Pukur	63,000	28,482	2.2	74,205	34,623	2.1	90	23	3.9	8,285	3,723	2.2	0	100	0.0
424	Rangpur RWH	Nageshwari	37,900	17,245	2.2	176,423	46,967	3.8	85	28	3.0	6,173	5,005	1.2	216	85	2.5
425	Rangpur RWH	Nilphamari Sadar	44,300	15,029	2.9	77,325	36,558	2.1	221	58	3.8	5,586	4,151	1.3	0	73	0.0

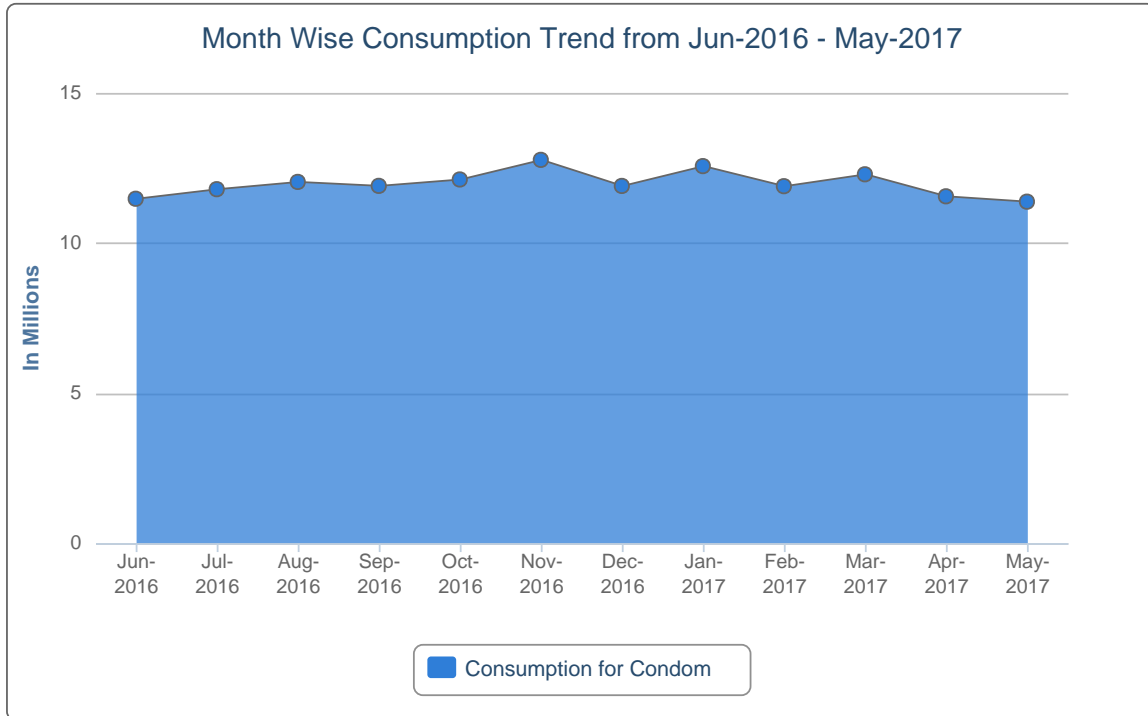
SL	Warehouse Name	Upazila Name	Condom			Shukhi			IUD			Injectables			Implant		
			CBL	AMD	MOS	CBL	AMD	MOS	CBL	AMD	MOS	CBL	AMD	MOS	CBL	AMD	MOS
426	Rangpur RWH	Palashbari	26,600	9,181	2.9	41,745	19,941	2.1	69	29	2.4	4,511	2,337	1.9	0	97	0.0
427	Rangpur RWH	Patgram	21,700	7,369	2.9	148,725	15,616	9.5	92	14	6.6	2,629	1,883	1.4	0	66	0.0
428	Rangpur RWH	Phulbari	22,800	4,564	5.0	31,635	15,280	2.1	104	58	1.8	3,385	2,662	1.3	0	90	0.0
429	Rangpur RWH	Pirgachha	44,400	23,022	1.9	55,050	26,907	2.0	192	89	2.2	5,900	4,044	1.5	144	74	1.9
430	Rangpur RWH	Pirganj	183,200	31,956	5.7	253,350	37,586	6.7	190	70	2.7	6,900	4,182	1.6	0	122	0.0
431	Rangpur RWH	Rajarhat	37,800	17,190	2.2	38,190	19,466	2.0	132	35	3.8	4,345	3,314	1.3	0	66	0.0
432	Rangpur RWH	Rangpur Sadar	92,800	41,815	2.2	86,890	33,935	2.6	288	105	2.7	7,500	5,859	1.3	0	329	0.0
433	Rangpur RWH	Sadullapur	81,900	33,509	2.4	81,635	25,438	3.2	179	80	2.2	6,092	4,040	1.5	144	64	2.3
434	Rangpur RWH	Saghata	27,100	10,328	2.6	24,900	23,342	1.1	151	37	4.1	2,430	1,436	1.7	0	46	0.0
435	Rangpur RWH	Saidpur	73,900	33,658	2.2	32,700	16,532	2.0	58	20	2.9	3,419	1,809	1.9	0	54	0.0
436	Rangpur RWH	Sundarganj	106,800	40,607	2.6	94,601	43,488	2.2	482	162	3.0	11,044	5,862	1.9	0	332	0.0
437	Rangpur RWH	Taraganj	29,800	7,855	3.8	22,417	11,703	1.9	56	13	4.3	1,406	1,220	1.2	216	98	2.2
438	Rangpur RWH	Ulipur	56,800	22,435	2.5	124,110	45,705	2.7	106	46	2.3	6,007	4,573	1.3	144	76	1.9
439	Sylhet RWH	Ajmiriganj	6,300	3,517	1.8	7,710	5,915	1.3	173	3	57.7	433	268	1.6	200	7	28.6
440	Sylhet RWH	Bahubal	19,200	10,713	1.8	33,166	7,462	4.4	189	4	47.3	1,266	575	2.2	50	30	1.7
441	Sylhet RWH	Balaganj	59,100	43,461	1.4	37,620	14,586	2.6	125	11	11.4	4,150	2,401	1.7	60	75	0.8
442	Sylhet RWH	Baniachong	34,150	15,697	2.2	23,625	13,508	1.7	174	2	87.0	2,341	916	2.6	4	29	0.1
443	Sylhet RWH	Barlekha	36,500	11,632	3.1	21,330	8,892	2.4	198	22	9.0	2,515	809	3.1	0	42	0.0
444	Sylhet RWH	Beani Bazar	48,862	24,429	2.0	24,708	7,564	3.3	200	17	11.8	2,712	729	3.7	227	24	9.5
445	Sylhet RWH	Bishwambarpur	26,500	6,306	4.2	29,885	7,110	4.2	104	4	26.0	828	495	1.7	176	13	13.5
446	Sylhet RWH	Bishwanath	27,000	9,802	2.8	15,574	4,091	3.8	103	17	6.1	1,410	461	3.1	132	40	3.3
447	Sylhet RWH	Chhatak	48,000	19,787	2.4	32,800	11,905	2.8	122	60	2.0	1,553	636	2.4	210	25	8.4
448	Sylhet RWH	Chunarughat	27,430	10,405	2.6	47,860	15,888	3.0	170	9	18.9	2,927	1,237	2.4	144	23	6.3
449	Sylhet RWH	Companiganj	37,300	18,259	2.0	24,645	8,387	2.9	91	7	13.0	2,308	1,532	1.5	20	25	0.8
450	Sylhet RWH	Dakshin Sunamganj	27,100	11,289	2.4	21,690	7,262	3.0	159	11	14.5	1,251	736	1.7	120	23	5.2

SL	Warehouse Name	Upazila Name	Condom			Shukhi			IUD			Injectables			Implant		
			CBL	AMD	MOS	CBL	AMD	MOS	CBL	AMD	MOS	CBL	AMD	MOS	CBL	AMD	MOS
451	Sylhet RWH	Dakshin Surma	54,500	47,269	1.2	44,700	13,517	3.3	40	13	3.1	2,551	1,474	1.7	50	12	4.2
452	Sylhet RWH	Derai	65,700	34,178	1.9	35,772	11,910	3.0	150	34	4.4	2,407	932	2.6	75	60	1.3
453	Sylhet RWH	Dowarabazar	35,100	14,742	2.4	37,882	12,999	2.9	92	6	15.3	2,615	1,183	2.2	34	39	0.9
454	Sylhet RWH	Fenchuganj	23,800	9,077	2.6	8,700	3,715	2.3	69	8	8.6	580	344	1.7	100	12	8.3
455	Sylhet RWH	Golapganj	55,000	39,041	1.4	33,960	9,921	3.4	115	26	4.4	5,818	751	7.7	0	71	0.0
456	Sylhet RWH	Gowainghat	45,000	25,637	1.8	24,240	11,099	2.2	108	19	5.7	3,600	2,788	1.3	6	52	0.1
457	Sylhet RWH	Habiganj Sadar	33,100	20,996	1.6	30,320	14,810	2.0	150	45	3.3	3,174	1,652	1.9	100	52	1.9
458	Sylhet RWH	Jagannathpur	48,300	16,612	2.9	29,385	8,222	3.6	125	16	7.8	1,660	461	3.6	213	46	4.6
459	Sylhet RWH	Jaintiapur	51,569	22,733	2.3	16,818	7,254	2.3	116	17	6.8	3,136	2,035	1.5	20	32	0.6
460	Sylhet RWH	Jamalganj	35,800	14,805	2.4	24,570	10,901	2.3	154	6	25.7	2,353	1,340	1.8	136	27	5.0
461	Sylhet RWH	Juri	28,100	7,500	3.7	22,910	5,120	4.5	140	23	6.1	1,660	460	3.6	64	24	2.7
462	Sylhet RWH	Kamalganj	33,100	20,222	1.6	33,840	18,436	1.8	140	37	3.8	3,865	1,396	2.8	144	52	2.8
463	Sylhet RWH	Kanaighat	66,100	37,915	1.7	25,461	13,290	1.9	116	13	8.9	2,604	2,540	1.0	150	29	5.2
464	Sylhet RWH	Kulaura	29,900	12,367	2.4	25,400	11,818	2.1	142	8	17.8	3,180	2,733	1.2	50	39	1.3
465	Sylhet RWH	Lakhai	17,700	7,005	2.5	16,290	7,549	2.2	99	3	33.0	1,973	407	4.8	124	26	4.8
466	Sylhet RWH	Madhabpur	41,200	16,632	2.5	35,550	19,198	1.9	128	11	11.6	2,574	913	2.8	36	57	0.6
467	Sylhet RWH	Maulvibazar Sadar	29,700	14,370	2.1	28,945	11,506	2.5	110	39	2.8	2,355	1,238	1.9	0	53	0.0
468	Sylhet RWH	Nabiganj	31,000	8,672	3.6	21,900	12,470	1.8	100	26	3.8	3,800	614	6.2	10	53	0.2
469	Sylhet RWH	Rajnagar	29,380	10,594	2.8	35,785	9,902	3.6	133	23	5.8	3,300	1,397	2.4	94	41	2.3
470	Sylhet RWH	Sreemangal	41,000	19,723	2.1	33,630	15,514	2.2	162	26	6.2	2,894	1,713	1.7	0	70	0.0
471	Sylhet RWH	Sulla	31,700	11,835	2.7	34,005	5,238	6.5	108	5	21.6	1,313	470	2.8	50	32	1.6
472	Sylhet RWH	Sunamganj Sadar	50,380	18,824	2.7	33,593	10,179	3.3	188	26	7.2	3,194	1,525	2.1	0	68	0.0
473	Sylhet RWH	Sylhet Sadar	69,300	96,753	0.7	70,130	55,468	1.3	528	155	3.4	15,710	10,063	1.6	354	228	1.6
474	Sylhet RWH	Tahirpur	44,600	19,327	2.3	39,000	12,812	3.0	214	7	30.6	1,769	487	3.6	181	67	2.7
475	Sylhet RWH	Zakiganj	75,060	50,504	1.5	35,061	11,495	3.1	185	5	37.0	3,805	1,619	2.4	10	77	0.1

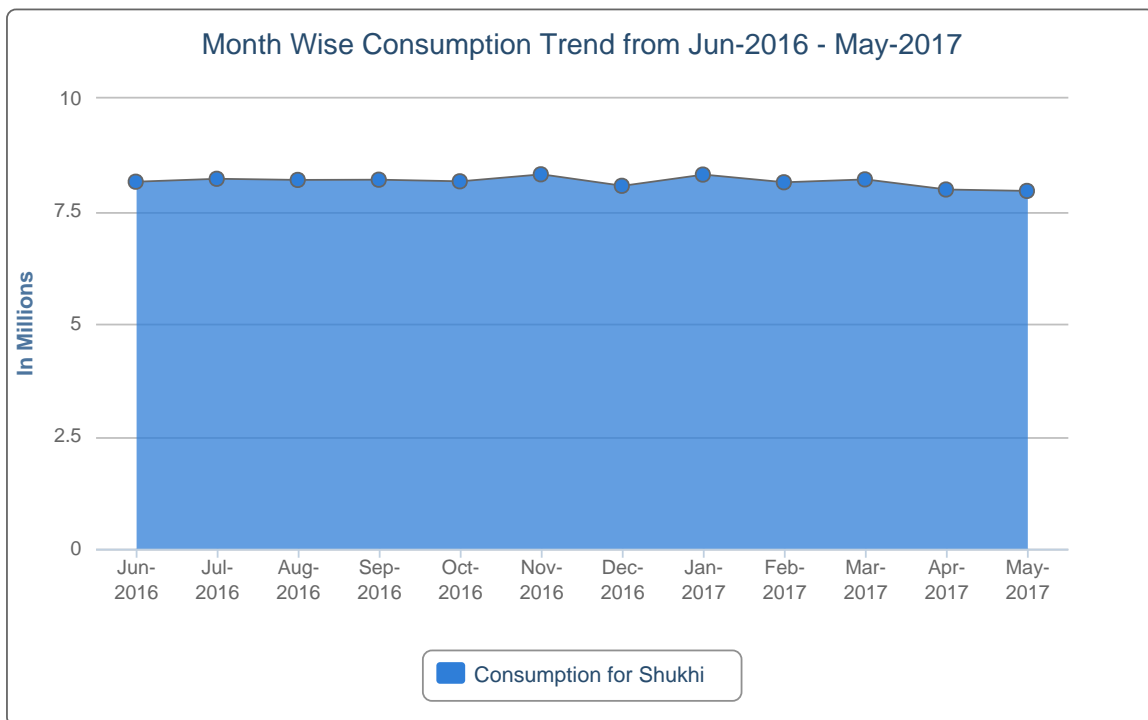
SL	Warehouse Name	Upazila Name	Condom			Shukhi			IUD			Injectables			Implant		
			CBL	AMD	MOS	CBL	AMD	MOS	CBL	AMD	MOS	CBL	AMD	MOS	CBL	AMD	MOS
476	Tangail RWH	Basail	96,760	26,890	3.6	404,812	13,050	31.0	125	36	3.5	5,733	1,293	4.4	220	85	2.6
477	Tangail RWH	Bhuapur	92,300	28,954	3.2	274,458	20,592	13.3	120	40	3.0	3,856	1,662	2.3	0	114	0.0
478	Tangail RWH	Chauhali	13,746	14,672	0.9	28,612	7,535	3.8	114	21	5.4	5,100	1,033	4.9	140	28	5.0
479	Tangail RWH	Delduar	147,600	38,208	3.9	238,110	20,563	11.6	60	36	1.7	5,110	1,088	4.7	144	67	2.1
480	Tangail RWH	Ghatail	41,000	55,113	0.7	198,750	38,558	5.2	180	25	7.2	6,000	3,385	1.8	0	133	0.0
481	Tangail RWH	Gopalpur	214,600	22,652	9.5	226,890	17,164	13.2	274	40	6.9	5,079	1,970	2.6	144	77	1.9
482	Tangail RWH	Kalihati	117,300	53,918	2.2	127,895	48,579	2.6	125	79	1.6	15,750	7,295	2.2	144	124	1.2
483	Tangail RWH	Madhupur	98,000	28,099	3.5	174,360	36,599	4.8	129	28	4.6	7,045	3,117	2.3	72	93	0.8
484	Tangail RWH	Mirzapur	18,200	32,617	0.6	29,280	32,498	0.9	266	54	4.9	3,346	1,247	2.7	144	84	1.7
485	Tangail RWH	Nagarpur	43,300	30,924	1.4	27,330	26,337	1.0	98	56	1.8	2,162	2,226	1.0	0	103	0.0
486	Tangail RWH	Sakhipur	18,000	28,328	0.6	42,108	25,379	1.7	100	36	2.8	2,930	1,062	2.8	144	54	2.7
487	Tangail RWH	Tangail Sadar	48,200	57,767	0.8	121,755	28,074	4.3	108	86	1.3	5,856	3,542	1.7	208	210	1.0

7. Month-wise Consumption Trend

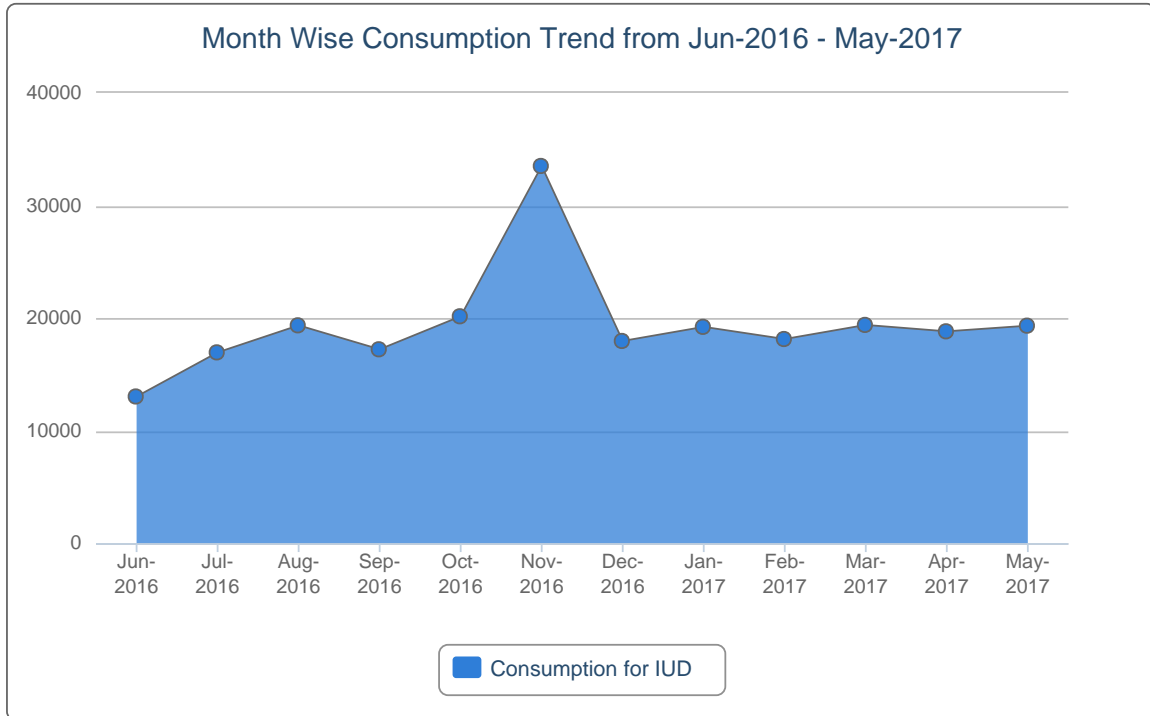
7(a).



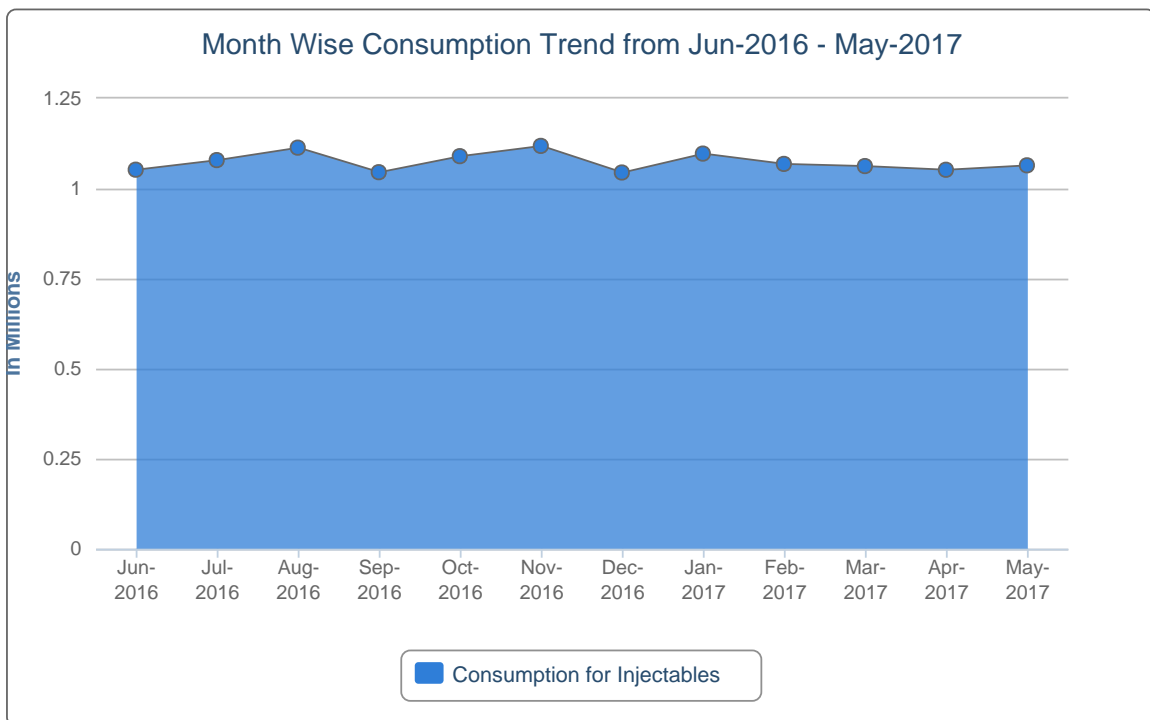
7(b).



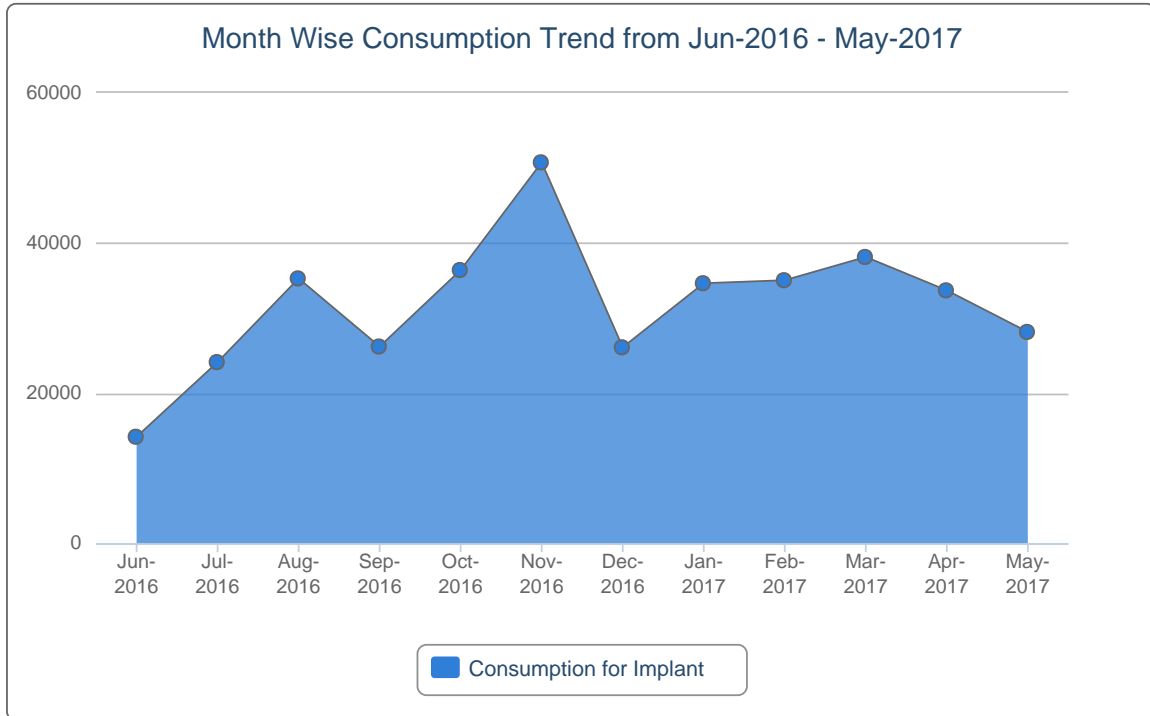
7(c).



7(d).



7(e).



8. Report on Upazila and Warehouse Having Stock Out in last month

SL	Products Name	No of Stockout WH	% of Stockout WH	No of Stockout Upazila Store	% of Stockout Upazila Store	No of Stockout Upazila Field	% of Stockout Upazila Field
1	Condom	0	0%	1	0%	0	0%
2	Shukhi	0	0%	0	0%	0	0%
3	IUD	0	0%	2	0%	0	0%
4	Injectables	0	0%	0	0%	0	0%
5	Implant (Total)	0	0%	-	-	3	1%

List of Stock Out Warehouses

SL	Commodity	Warehouse	Phone
No StockOut in Warehouse			

List of StockOut Upazilas

SL	Commodity	Warehouse	District	Upazila	Phone
1	Condom	Noakhali RWH	Lakshmipur	Kamalnagar, Lakshmipur	01715-174256
2	IUD	Jamalpur RWH	Sherpur	Jhenaigati, Sherpur	01712103606
3	IUD	Noakhali RWH	Lakshmipur	Lakshmipur Sadar, Lakshmipur	01711466523
4	Implant (Total)	Faridpur RWH	Faridpur	Char Bhadrasan, Faridpur	01814097684
5	Implant (Total)	Rangamati RWH	Rangamati	Barkal, Rangamati	01852600668
6	Implant (Total)	Rangamati RWH	Rangamati	Jurai Chhari, Rangamati	01553634453



This report is generated with the financial support of USAID and the technical assistance from Systems for Improved Access to Pharmaceuticals and Services (SIAPS), implemented by Management Sciences for Health-MSH.

If you need more information, please visit at <http://www.dgfplmis.org>