

# **FAMILY PLANNING MONTHLY LOGISTICS REPORT**

**July 2016**



**Management Information System (MIS)  
Directorate General of Family Planning (DGFP)**

6, Kawran Bazar, Dhaka1215

Email: [dirmisfp@gmail.com](mailto:dirmisfp@gmail.com), [dirlsdgfp@gmail.com](mailto:dirlsdgfp@gmail.com)  
[www.dgfpmis.org](http://www.dgfpmis.org), [www.dgfplmis.org](http://www.dgfplmis.org)

**Government of the People's Republic of Bangladesh**  
**Directorate General of Family Planning**  
**Management Information System (MIS)**  
**6, Kawran Bazar, Dhaka- 1215**  
**www.dgfp.gov.bd**

Memo No. - DGFP/MIS/97/323(part-5)/2008/50/582

Date: 8 September' 2016.

Sub: **Family Planning Monthly Logistics Report for the Month of July' 2016.**

Family Planning Monthly Logistics Report for the Month of July' 2016 is sent herewith for your kind information & necessary action. This report is prepared on the basis of Form-7 submitted by Warehouses and Form-7B submitted by Upazila Family Planning Offices by using WIMS & UIMS operational tools. It provides useful information on monthly distribution and stock balance of all the major contraceptives & DDS Kits of Warehouse/Upazila Stores. A summary of important events happened during reporting month included in this report. For more information you are requested to visit at [www.scmpbd.org](http://www.scmpbd.org) web site.

Comments and suggestions for improvement of this report will be highly appreciated.

  
08/09/2016  
(A K M Mahbubur Rahman Joarder)  
Director (MIS)  
and  
Line Director MIS-FP  
Phone: 9146262  
Mail: dirmisfp@gmail.com


Memo No. - DGFP/MIS/97/323(part-5)/2008/50/582/1(100)

Date: 8 September' 2016.

**Copy of the report forwarded to:**

1. Secretary, Ministry of Health & Family Welfare, Bangladesh Secretariat, Dhaka.
2. Additional Secretary, Ministry of Health & Family Welfare, Bangladesh Secretariat, Dhaka.
3. Joint Secretary (WHO)/ (Coordination), Ministry of Health & Family Welfare, Bangladesh Secretariat, Dhaka.
4. Joint Chief (Planning), Ministry of Health & Family Welfare, Bangladesh Secretariat (Clinic Building), Dhaka.
5. Joint Chief (Population & Planning wing), Planning commission, Sher-e-Bangla Nagar, Dhaka.
6. Joint Chief (Planning), Program Management and Monitoring Unit (PMMU), Azimpur, Dhaka-1205.
7. P.S. to the Honorable Minister, Ministry of Health and Family Welfare, Bangladesh Secretariat, Dhaka, for kind information of the Honorable Minister.
8. P.S. to the Honorable State Minister, Ministry of Health and Family Welfare, Bangladesh Secretariat, Dhaka, for kind information of the Honorable State Minister.
9. Director Administration, Directorate General of Family Planning, 6 Kawran Bazar, Dhaka 1215.
10. Director Logistics & Supply and Line Director (Procurement, Storage & Supply Management), Directorate General of Family Planning, 6 Kawran Bazar, Dhaka 1215.

11. Director Finance & Line Director (Family Planning Field Service Delivery Program), Directorate General of Family Planning, 6 Kawran Bazar, Dhaka 1215.
12. Director (IEM) & Line Director (Information, Education and Communication), Directorate General of Family Planning, 6 Kawran Bazar, Dhaka 1215.
13. Director Planning & Line Director (Program Monitoring and Evaluation), Directorate General of Family Planning, 6 Kawran Bazar, Dhaka 1215.
14. Line Director (Maternal, Child, Reproductive and Adolescent Health), Directorate General of Family Planning, 6 Kawran Bazar, Dhaka 1215.
15. Line Director (Clinical Contraception Services Delivery), Directorate General of Family Planning, 6 Kawran Bazar, Dhaka 1215.
16. Divisional Director, Family Planning, Dhaka / Chittagong / Rajshahi / Khulna / Sylhet / Barisal/ Rangpur Division.
17. Deputy Chief (FW)/ (Health), Ministry of Health & Family Welfare, Bangladesh Secretariat, Dhaka.
18. Additional Director (Drugs and Stores), Directorate General of Family Planning, Central Warehouse, Mohakhali, Dhaka.
19. Deputy Director, Family Planning, ----- District (Your are requested to take appropriate measures to ensure timely submission of Form 7B report from upazilas and send these to MIS Unit within 9<sup>th</sup> working day of the next month).
20. Supply Officer, Family Planning, ----- CWH/RWHs.
21. Country Director, SPS/MSH, House No.-28, Flat-W2, Road No.-63, Gulshan-2, Dhaka-1212.
22. Country Director, the World Bank, E-32, Agargaon, Sher-e-Banala Nagar, Dhaka-1207.
23. Team Leader, Population & Health Team, USAID, Madani Avenue, Baridhara, Dhaka.
24. Country Representative, UNFPA, IDB Bhaban, Agargaon, Sher-E-Bangla Nagar, Dhaka.
25. Managing Director, SMC, SMC Tower, 33 Banani C/A, Dhaka-1213.
26. Documentation Center, IEM Unit, Directorate General of Family Planning, 6 Kawran Bazar, Dhaka.
27. PA to Director General, Directorate General of Family Planning, 6, Kawran Bazar, Dhaka 1215.
28. Office copy, MIS, DGFP, 6 Kawran Bazar, Dhaka -1215.

  
(Ajoy Ratan Barua)  
Deputy Director (MIS)

## **Table Of Contents**

	<b>Page</b>
1. DGFP Stock Status Report	1-2
2. National Receipts Quantity by Product by Month	3
3. National Level Contraceptive Summary Report	4
4. Stock Status Report at Different Levels	5
5. Contraceptive Stock Status by Product at Upazila Store and Field	6-10
6. Contraceptive Stock Status by Product at Regional Warehouses/Upazila	11-31
7. Month-wise Consumption Trend	32-34
8. Report on Upazila and Warehouse Having Stock Out in last month	35

# 1. DGFP Stock Status Report

		DGFP STOCK STATUS REPORT** July 2016 (Updated 28 August 2016)																								
		2016						2017						2018												
Year		2016						2017						2018												
Month		8	9	10	11	12	1	2	3	4	5	6	7	8	9	10	11	12	1	2	3	4	5	6		
Min.-Max.								Min			Max															
Product																										
<b>Condom</b>		CS (143.44m) - 12 months												14-15 & '15-16: 60.08m - 5mon			2016-17 : 73m - 8 months									
*AMC = 11.8m		2014-15: GoB (Rev): 150 m - 119.92 m received as of 30 June 2016; 2015-16: GoB (Rev): 30 m:awaiting receipts; 2016-17: GoB (Rev):73m																								
		2014-15 : 23.06m - 2mon																								
<b>Pill</b>		CS (84.88m) - 9 months									2014-15			2016-17 : 69m - 8 months												
*AMC = 8.59m		2014-15: Pool Fund 60m (ICB); 18m (NCT); 54.94 m received as of 30 June 2016; 2016-17: Pool Fund 69m (50m ICB & 19m NCT)																								
<b>IUD</b>		CS (0.654m) - 32 months																								
*AMC = 20,142																										
<b>Injectables</b>		CS (19.76m) - 17 months																								
*AMC = 1.12m		2014-15: Pool Fund 14m; GoB (Dev) : 2.5m; received in full as of 30 June 2016; 2015-16 : GoB (Rev) : 4.6 m; received in full																								
<b>Implant</b>		CS (0.253m) - 8 months									2015-16 : 0.15 m - 5 months															
*AMC = 29,883		2015-16 (Pool fund): 0.15m: L/C opened; awaiting receipts																								
<b>***DDS Kit</b>		2015-16: GoB(Dev): 3,600 boxes; all receipt as of 30 June 2016																								
*AMC = 5,885		*** The 22 items of medicines of DDS kit are being procured now as individual medicines instaed of Kit form.																								
		<p>*AMC is calculated based on past 12-months consumption</p> <p>**This report is generated using the "Pipeline Software" which considers "Projected Consumption"</p> <p>Data Sources: DGFP/L &amp; S unit, DGFP LMIS web site - <a href="https://scmpbd.org/">https://scmpbd.org/</a> Central Warehouse WIMS data and Approved DGFP Procurement</p>																								
		<p><b>Legend:</b></p> <p>Current Stock</p> <p>To be received</p> <p>Planned for FY 2016-17</p> <p>AMC = Average Monthly Consumption</p> <p>BER = Bid Evaluation Report</p> <p>CCGP = Cabinet Committee on Govt Purchase</p> <p>CS = Current Stock</p> <p>NOA = Notification of Award</p> <p>NO = No Objection</p> <p>TEC = Tender Evaluation Committee</p> <p>ICB = International Competitive Bidding</p> <p>NCT = National Competitive Tendering</p>																								

**DGFP STOCK STATUS REPORT**  
**(For Contraceptives and DDS Kits)**  
**Month: July 2016** (*Updated 28 August 2016*)

**CONDOM** – Current national stock is 143.44 million pieces and this stock can be used up to July 2017.

- FY 2014-15 Gob (Rev): Procurement Process completed for 150 million pieces and 119.92 million pieces received as of 30 June 2016; awaiting receipt rest 30.08 million pieces.
- FY 2015-16 GoB (Rev): 30 million pieces. Contract signed; awaiting receipts. Total awaiting receipts (2014-15 & 2015-16): 60.08 million pcs.
- Planned for FY 2016-17 GoB (Rev): 73 million pieces.

**PILL** – Current national stock of Oral Contraceptive Pill is 84.88 million cycles which will go up to April 2017.

- 2014-15 (Pool fund): Procurement Process completed for total 78 cycles: 60m cycles (ICB) & 18 m cycles (NCB): 54.94 million cycles received as of 30 June 2016; awaiting receipts 23.06 million cycles.
- Planned for 2016-17: Pool Fund: 69 million cycles; 50m cycles (ICB) & 19m cycles (NCT).

**IUD** – Current national stock is 0.654 million pieces and this stock can be used up to March 2019.

**INJECTABLES** – Current stock of 19.76 million vials and that can be used up to December 2017.

- Procurement Process completed for 2014-15: Pool fund - 14m vials (ICB) & GoB Dev- 2.5m vials (NCB): received in full as of 30 June 2016.
- Procurement Process completed for 2015-16: GoB (Rev) – 4.6m vials: received in full as of 30 June 2016.

**IMPLANT** – Current stock is 0.253 million sets and this can be used up to March 2017.

- FY 2015-16: (Pool fund) 0.15m sets. L/C opened; awaiting receipts.

**\*DDS KITS**

- 2015-16: GoB (Dev) – 3,600 boxes (NCB) – All quantity received.  
(\*The medicines under DDS Kit are not going to be procured in Kit form. Instead, individual medicines of 22 items will be procured from now on)

You can also download the previous reports from <http://www.scmpbd.org/>

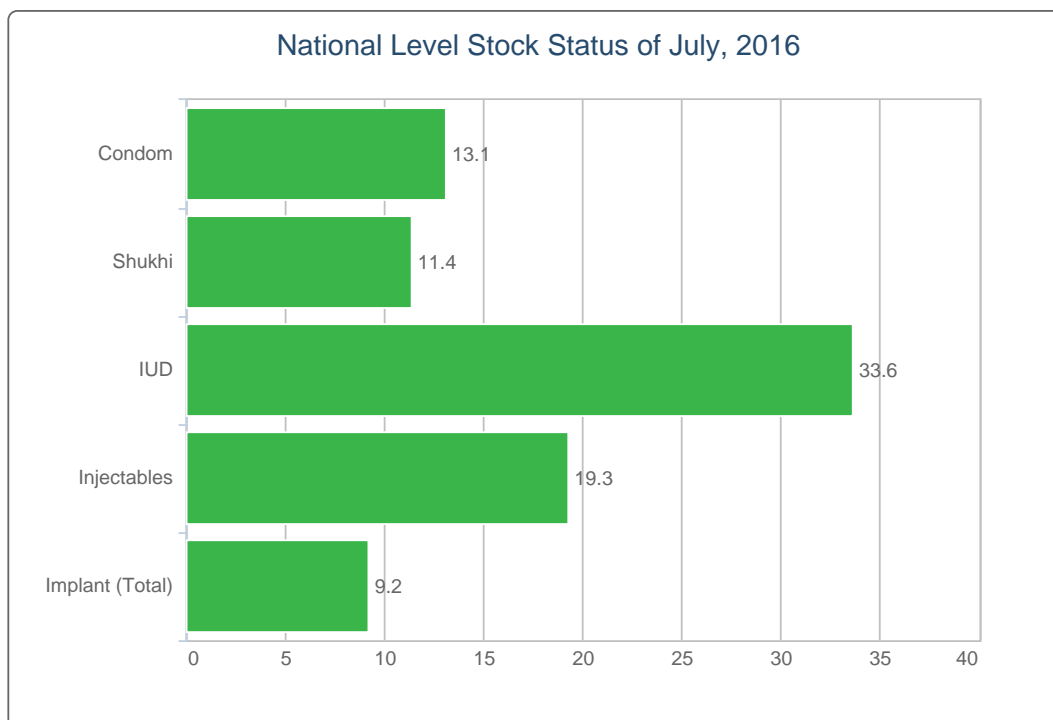
## 2. National Receipts Quantity by Product by Month

### Contraceptive Received Report

Month: July, 2016

Item	Supplier	Receiver	Date Receipts	Qty	Remarks
<i>No National Receive This Month</i>					

### 3. National Level Contraceptive Summary Report



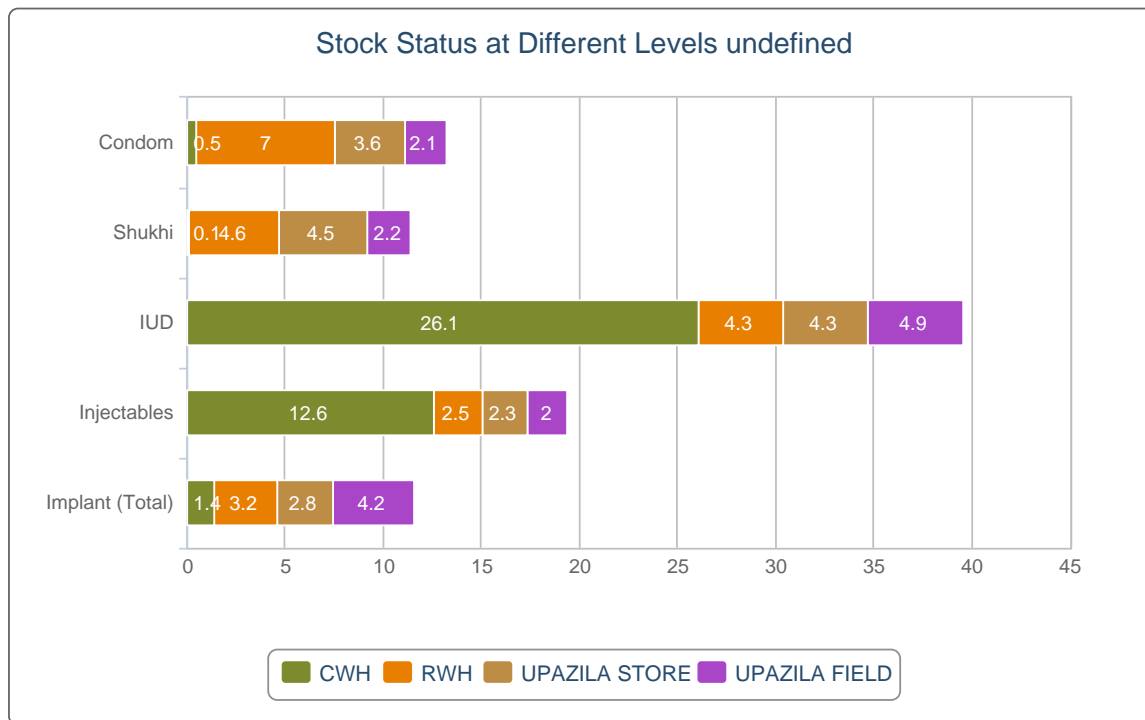
■ MOS less than 4.0     
 ■ MOS 4.0 - 7.9     
 ■ MOS 8.0 and above     
 MOS = Month of Stock

#### National Level Stock Status of July, 2016

SL	Name of Products	Reported Consumption	Reported Closing Balance	Average Monthly Consumption	MOS
1	Condom	11,791,981	155,234,787	11,879,799	13.1
2	Shukhi	8,218,277	93,100,833	8,200,348	11.4
3	IUD	16,944	671,516	19,999	33.6
4	Injectables	1,079,191	20,839,459	1,081,575	19.3
5	Implant (Total)	24,124	278,041	30,180	9.2



#### 4. Stock Status Report at Different Levels

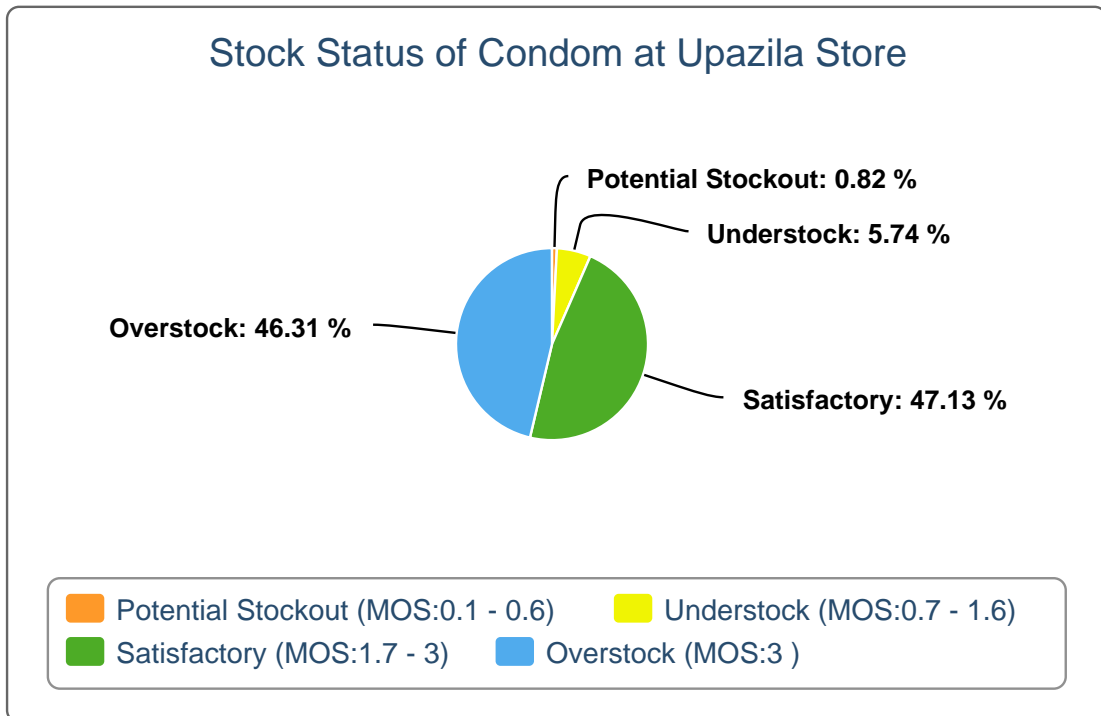


#### Stock Status at Different Levels July, 2016

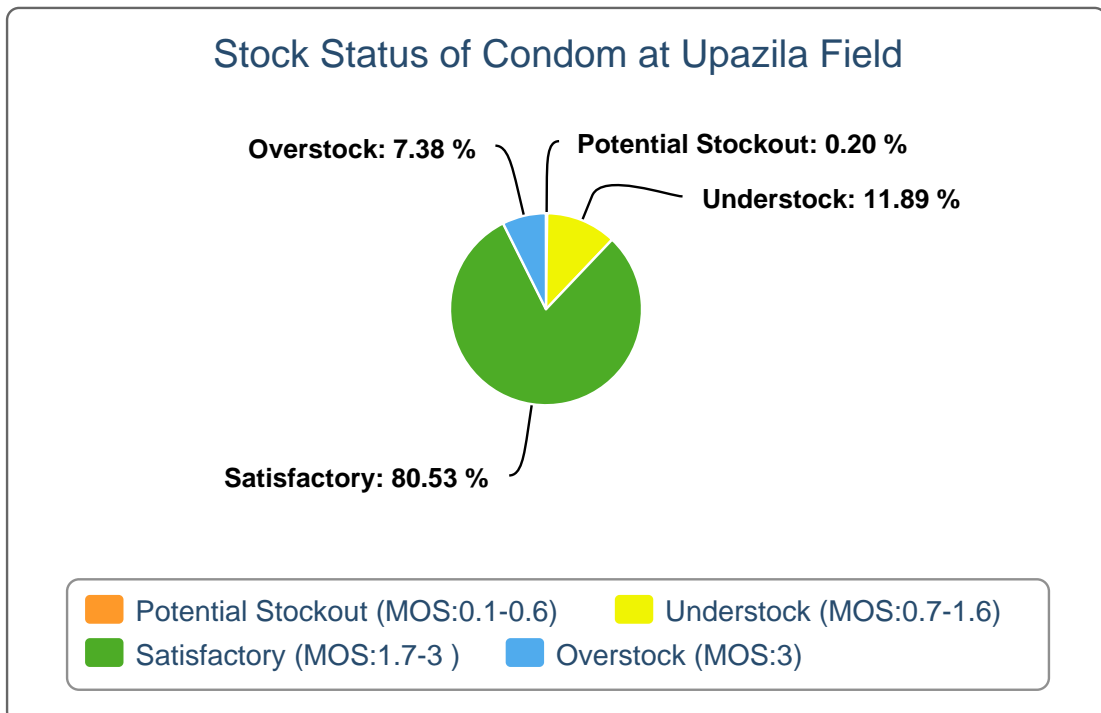
Products	Avg. Consump. of Last 6 Months	CWH Level	MOS	RWH Level	MOS	Upazila Level	MOS	Field Level	MOS	National Level	MOS
Condom	11,879,799	5,811,000	0.5	82,368,200	6.9	42,415,064	3.6	24,640,523	2.1	155,234,787	13.1
Shukhi	8,200,348	756,000	0.1	37,413,960	4.6	36,905,743	4.5	18,025,130	2.2	93,100,833	11.4
IUD	19,999	442,900	22.1	73,355	3.7	72,980	3.6	82,281	4.1	671,516	33.6
Injectables	1,081,575	13,564,200	12.5	2,672,800	2.5	2,437,401	2.3	2,165,058	2	20,839,459	19.3
Implant (Total)	30,180	33,194	1.1	77,399	2.6	66,988	2.2	100,460	3.3	278,041	9.2

## 5. Contraceptive Stock Status by Product at Upazila Store and Field

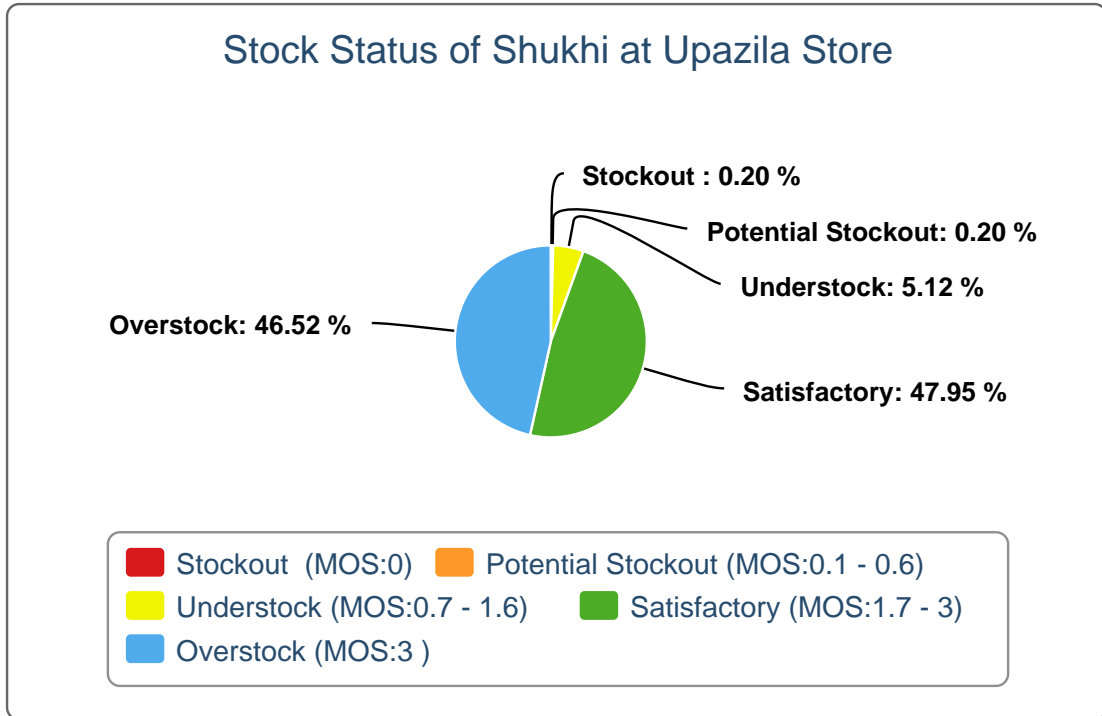
5(a).



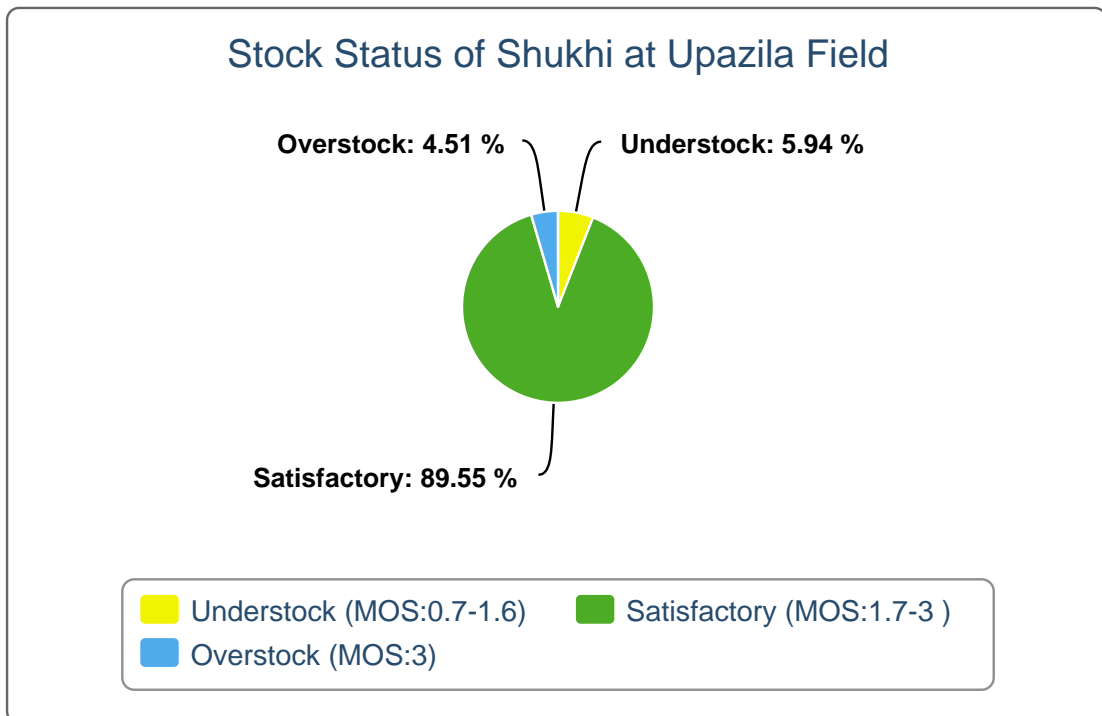
5(b).



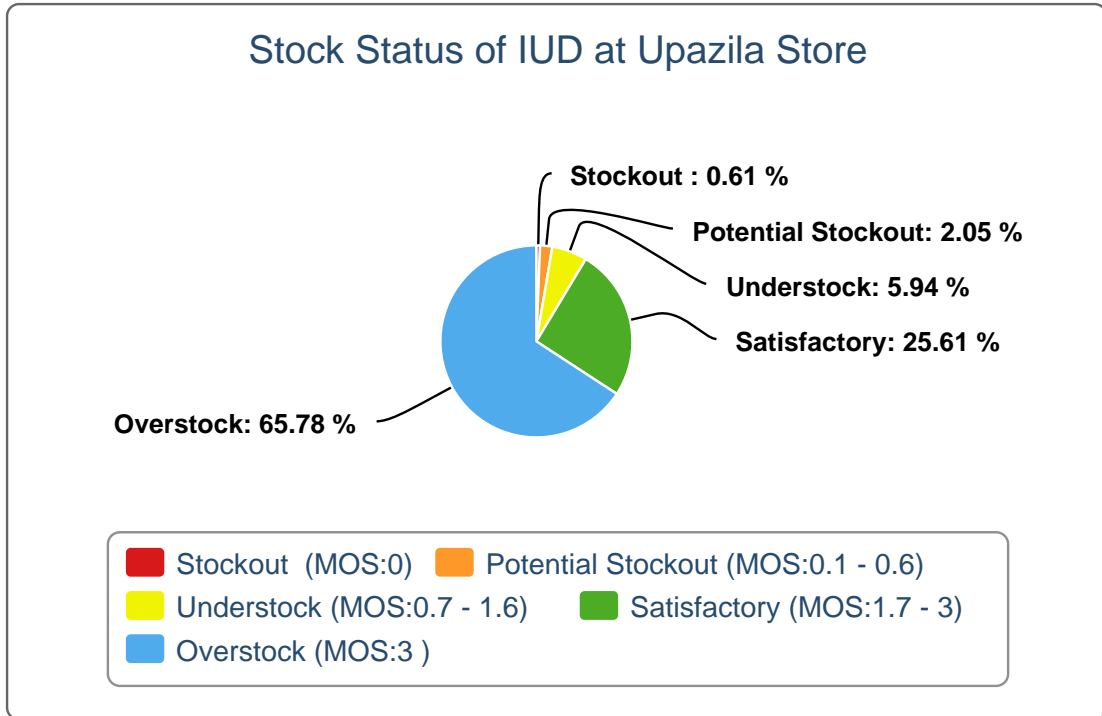
5(c).



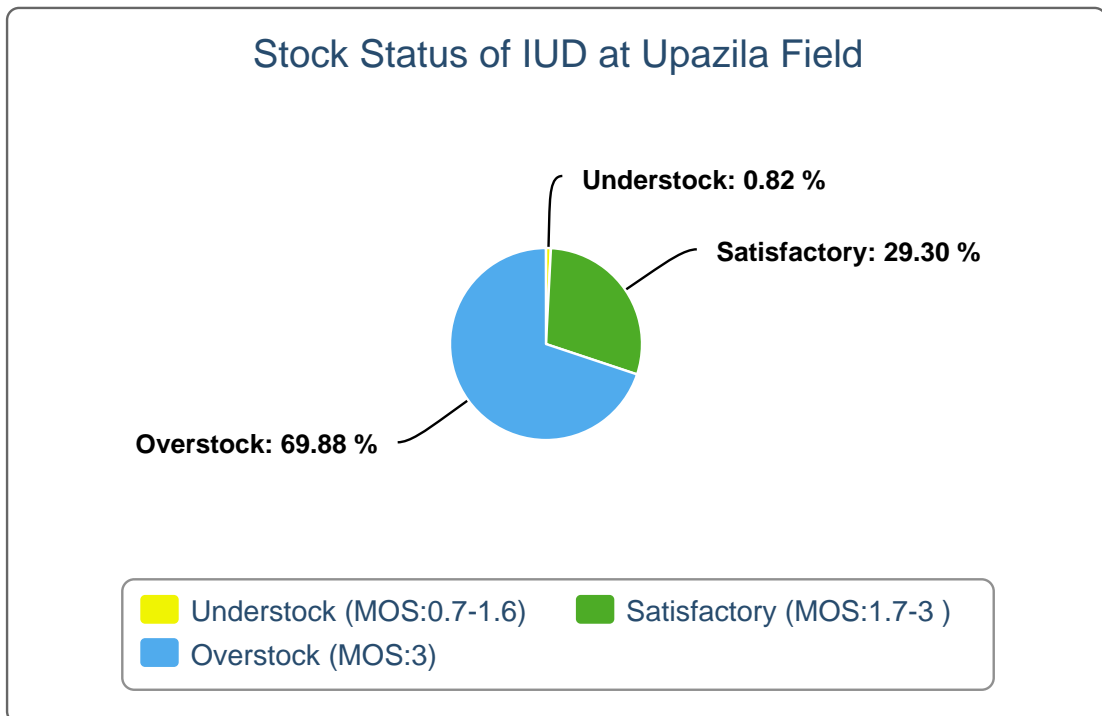
5(d).



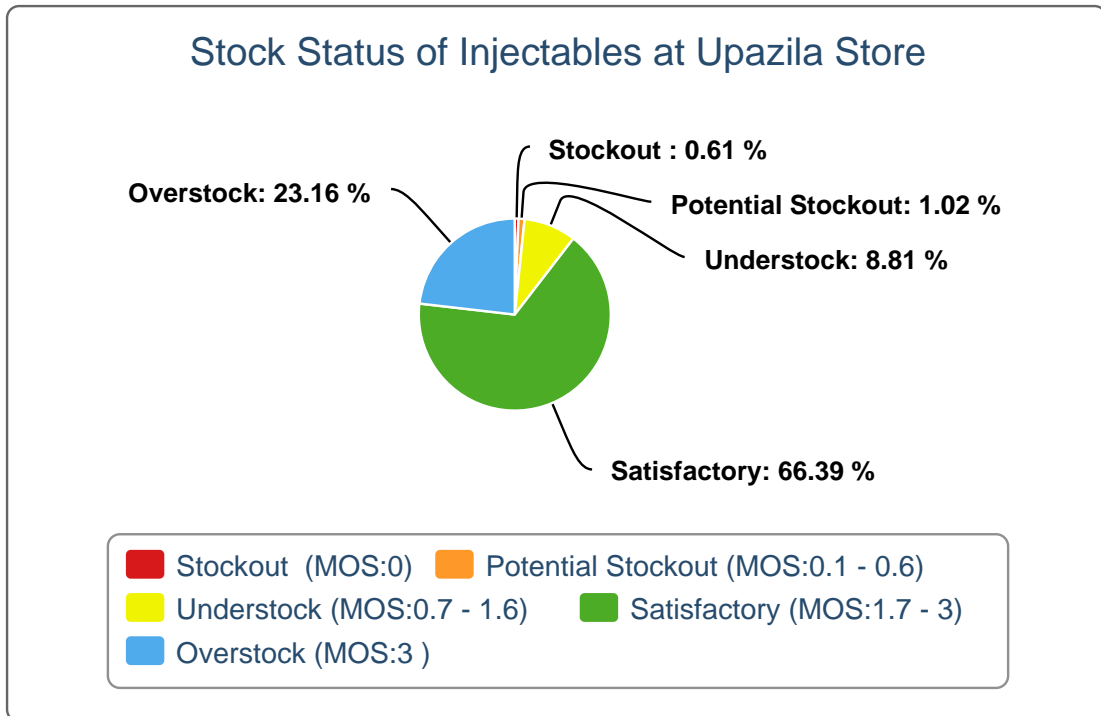
5(e).



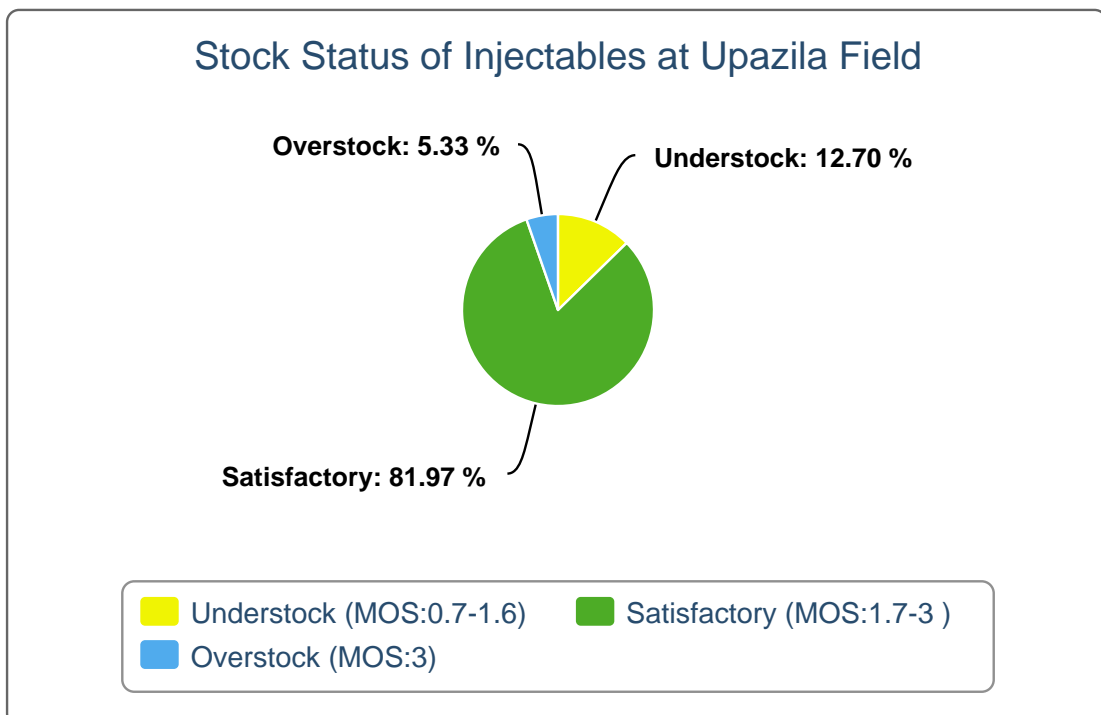
5(f).



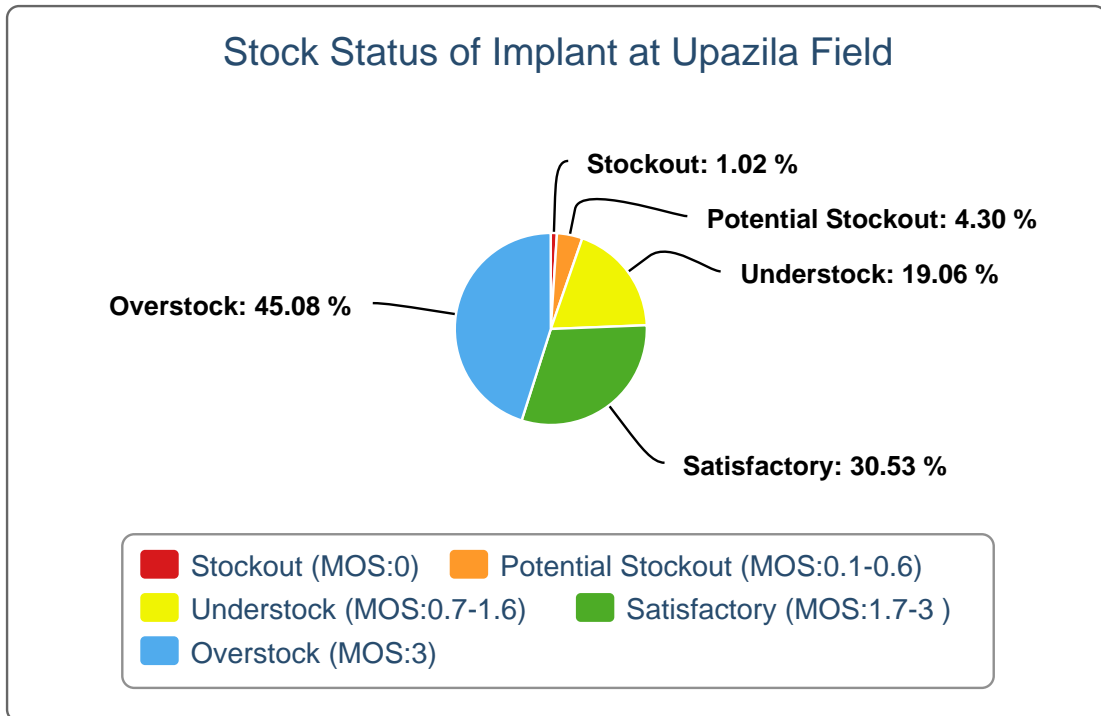
5(g).



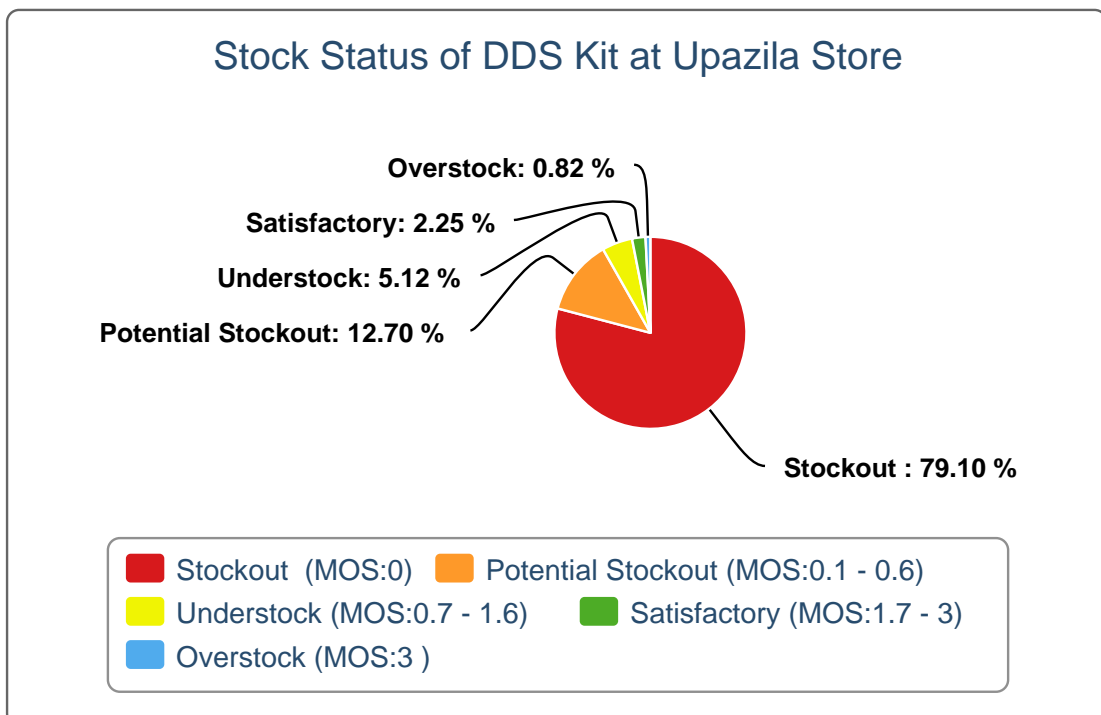
5(h).



5(i).



5(j).



## 6(a). Contraceptive Stock Status by Product at Regional Warehouses

SL	WH Name	Condom			Shukhi			IUD			Injectables			Implant		
		CBL	AMD	MOS	CBL	AMD	MOS	CBL	AMD	MOS	CBL	AMD	MOS	CBL	AMD	MOS
1	Bandarban RWH	252,000	30,080	8.4	80,640	21,940	3.7	850	114	7.5	17,000	3,821	4.4	352	150	2.3
2	Bhola RWH	1,068,000	153,282	7.0	1,101,600	100,902	10.9	2,850	350	8.1	172,000	44,103	3.9	575	502	1.1
3	Bogra RWH	2,240,000	620,398	3.6	11,073,600	454,499	24.4	4,350	845	5.1	145,900	40,255	3.6	4,696	1,995	2.4
4	Chittagong RWH	34,484,600	586,302	58.8	4,643,520	396,787	11.7	5,600	1,601	3.5	310,700	65,472	4.7	7,655	2,390	3.2
5	Comilla RWH	1,563,000	827,819	1.9	1,039,680	435,447	2.4	7,100	1,567	4.5	139,000	82,987	1.7	3,450	1,279	2.7
6	Dhaka CWH	5,811,000	1,966,968	3.0	756,000	941,274	0.8	442,900	3,183	139.1	13,564,200	123,602	109.7	33,194	3,509	9.5
7	Dinajpur RWH	990,000	214,324	4.6	979,200	358,347	2.7	3,250	633	5.1	144,000	43,100	3.3	4,404	1,595	2.8
8	Faridpur RWH	1,197,000	722,211	1.7	986,400	508,805	1.9	6,950	1,384	5.0	145,000	54,547	2.7	1,980	2,124	0.9
9	Jamalpur RWH	882,000	435,434	2.0	688,320	291,109	2.4	5,200	615	8.5	201,600	40,055	5.0	1,752	1,088	1.6
10	Jessore RWH	2,089,800	537,053	3.9	246,240	396,462	0.6	6,600	906	7.3	143,600	54,141	2.7	8,528	1,235	6.9
11	Khulna RWH	22,456,600	765,224	29.3	4,609,440	496,215	9.3	4,550	1,243	3.7	153,600	52,170	2.9	5,093	1,659	3.1
12	Kushtia RWH	1,740,000	376,769	4.6	925,920	205,521	4.5	921	278	3.3	86,100	38,547	2.2	2,444	609	4.0
13	Mymensingh RWH	2,937,000	868,446	3.4	2,311,200	877,309	2.6	3,600	1,233	2.9	125,500	58,662	2.1	7,404	2,275	3.3
14	Noakhali RWH	1,122,000	371,287	3.0	848,160	202,577	4.2	4,350	823	5.3	115,300	49,481	2.3	900	1,097	0.8
15	Pabna RWH	1,311,000	569,236	2.3	1,560,960	379,413	4.1	1,400	1,029	1.4	101,000	53,318	1.9	1,450	850	1.7
16	Patuakhali RWH	1,605,000	126,431	12.7	561,600	159,107	3.5	1,350	481	2.8	171,000	29,844	5.7	4,500	737	6.1
17	Rajshahi RWH	1,602,000	776,877	2.1	2,026,080	349,527	5.8	1,231	560	2.2	156,000	44,928	3.5	4,491	1,375	3.3
18	Rangamati RWH	142,200	62,339	2.3	86,760	40,005	2.2	603	84	7.2	13,000	3,557	3.7	586	239	2.5
19	Rangpur RWH	2,256,000	629,827	3.6	2,855,520	824,811	3.5	3,700	1,723	2.1	72,000	117,465	0.6	9,032	3,075	2.9
20	Sylhet RWH	1,098,000	781,616	1.4	537,120	437,023	1.2	6,400	874	7.3	190,500	51,163	3.7	4,139	1,618	2.6
21	Tangail RWH	1,332,000	457,876	2.9	252,000	323,268	0.8	2,500	473	5.3	70,000	30,357	2.3	3,968	779	5.1

**6(b). Contraceptive Stock Status by Product at Upazila**

SL	Warehouse Name	Upazila Name	Condom			Shukhi			IUD			Injectables			Implant		
			CBL	AMD	MOS	CBL	AMD	MOS	CBL	AMD	MOS	CBL	AMD	MOS	CBL	AMD	MOS
1	Bandarbon RWH	Alikadam	18,500	2,992	6.2	16,635	1,609	10.3	84	10	8.4	2,881	942	3.1	76	20	3.8
2	Bandarbon RWH	Bandarban Sadar	14,800	3,999	3.7	7,555	4,519	1.7	34	25	1.4	1,458	972	1.5	44	22	2.0
3	Bandarbon RWH	Lama	25,200	6,903	3.7	16,857	5,198	3.2	22	31	0.7	2,745	857	3.2	98	23	4.3
4	Bandarbon RWH	Naikhongchhari	10,400	6,681	1.6	12,465	5,679	2.2	68	15	4.5	2,181	669	3.3	71	14	5.1
5	Bandarbon RWH	Rowangchhari	11,100	2,447	4.5	11,280	1,627	6.9	103	10	10.3	1,469	189	7.8	96	16	6.0
6	Bandarbon RWH	Ruma	11,300	4,974	2.3	9,680	1,400	6.9	67	12	5.6	1,188	87	13.7	58	10	5.8
7	Bandarbon RWH	Thanchi	14,700	2,084	7.1	9,074	1,908	4.8	27	11	2.5	1,350	105	12.9	31	45	0.7
8	Bhola RWH	Bhola Sadar	48,600	17,323	2.8	37,110	13,136	2.8	183	96	1.9	16,840	6,708	2.5	320	124	2.6
9	Bhola RWH	Burhanuddin	16,800	7,045	2.4	22,470	9,885	2.3	65	28	2.3	6,103	2,680	2.3	320	46	7.0
10	Bhola RWH	Char Fasson	81,695	38,498	2.1	41,208	19,235	2.1	190	55	3.5	17,556	8,476	2.1	448	101	4.4
11	Bhola RWH	Daulat Khan	31,300	14,768	2.1	17,355	8,938	1.9	65	24	2.7	7,600	4,293	1.8	192	23	8.3
12	Bhola RWH	Hizla	27,000	10,973	2.5	14,572	6,698	2.2	61	22	2.8	5,018	2,396	2.1	164	8	20.5
13	Bhola RWH	Lalmohan	47,100	19,846	2.4	32,400	14,898	2.2	190	45	4.2	15,800	7,001	2.3	320	57	5.6
14	Bhola RWH	Manpura	23,400	7,482	3.1	6,888	3,224	2.1	42	11	3.8	5,137	2,035	2.5	54	33	1.6
15	Bhola RWH	Mehendiganj	36,400	16,603	2.2	28,350	12,616	2.2	95	30	3.2	10,310	5,205	2.0	256	43	6.0
16	Bhola RWH	Muladi	32,100	10,761	3.0	18,531	6,910	2.7	50	23	2.2	4,308	2,265	1.9	200	47	4.3
17	Bhola RWH	Tazumuddin	21,300	9,983	2.1	11,060	5,362	2.1	75	16	4.7	6,634	3,044	2.2	128	20	6.4
18	Bogra RWH	Adamdighi	65,200	14,621	4.5	63,855	9,900	6.5	64	27	2.4	2,324	598	3.9	0	42	0.0
19	Bogra RWH	Akkelpur	59,100	6,757	8.7	42,715	7,932	5.4	95	11	8.6	2,064	625	3.3	0	43	0.0
20	Bogra RWH	Atrai	85,100	17,088	5.0	33,515	14,664	2.3	53	11	4.8	1,374	533	2.6	0	9	0.0
21	Bogra RWH	Badalgachhi	33,300	16,223	2.1	34,010	15,459	2.2	89	15	5.9	5,016	2,247	2.2	0	28	0.0
22	Bogra RWH	Bogra Sadar	260,000	85,032	3.1	63,655	20,989	3.0	257	112	2.3	9,554	3,125	3.1	504	253	2.0
23	Bogra RWH	Dhamoirhat	408,284	12,211	33.4	462,788	10,382	44.6	82	11	7.5	5,632	1,296	4.3	64	23	2.8
24	Bogra RWH	Dhunat	124,000	31,886	3.9	77,830	22,483	3.5	235	29	8.1	8,979	2,479	3.6	128	103	1.2
25	Bogra RWH	Dhupchanchia	491,200	9,218	53.3	57,360	9,301	6.2	71	11	6.5	2,189	927	2.4	128	89	1.4



SL	Warehouse Name	Upazila Name	Condom			Shukhi			IUD			Injectables			Implant		
			CBL	AMD	MOS	CBL	AMD	MOS	CBL	AMD	MOS	CBL	AMD	MOS	CBL	AMD	MOS
26	Bogra RWH	Gabtali	89,000	38,486	2.3	49,935	18,603	2.7	50	11	4.5	6,930	3,020	2.3	0	103	0.0
27	Bogra RWH	Ghoraghat	74,800	6,648	11.3	46,710	8,241	5.7	120	22	5.5	2,962	542	5.5	128	24	5.3
28	Bogra RWH	Hakimpur	63,400	11,852	5.3	50,079	7,141	7.0	104	9	11.6	3,797	620	6.1	64	24	2.7
29	Bogra RWH	Joypurhat Sadar	104,200	26,930	3.9	64,410	17,101	3.8	190	60	3.2	4,450	1,914	2.3	215	75	2.9
30	Bogra RWH	Kahaloo	90,400	17,705	5.1	60,915	12,944	4.7	105	32	3.3	4,036	873	4.6	0	131	0.0
31	Bogra RWH	Kalai	68,600	8,718	7.9	380,325	9,066	42.0	140	13	10.8	2,602	668	3.9	64	28	2.3
32	Bogra RWH	Khetlal	56,100	7,288	7.7	35,880	5,007	7.2	79	23	3.4	1,554	312	5.0	0	19	0.0
33	Bogra RWH	Mahadebpur	59,700	16,499	3.6	76,770	20,922	3.7	55	23	2.4	2,640	1,219	2.2	0	46	0.0
34	Bogra RWH	Manda	115,000	18,559	6.2	154,800	33,497	4.6	520	78	6.7	10,920	2,254	4.8	192	61	3.1
35	Bogra RWH	Nandigram	45,100	11,436	3.9	62,550	16,491	3.8	93	26	3.6	1,652	491	3.4	128	42	3.0
36	Bogra RWH	Naogaon Sadar	73,600	38,982	1.9	59,040	27,299	2.2	138	41	3.4	5,220	2,305	2.3	0	91	0.0
37	Bogra RWH	Niamatpur	80,600	12,008	6.7	88,970	15,349	5.8	152	19	8.0	6,087	934	6.5	192	50	3.8
38	Bogra RWH	Panchbibi	92,000	14,872	6.2	58,620	9,063	6.5	153	23	6.7	3,536	580	6.1	256	101	2.5
39	Bogra RWH	Patnitala	140,900	9,287	15.2	390,390	10,060	38.8	58	18	3.2	2,421	446	5.4	0	65	0.0
40	Bogra RWH	Porsha	54,500	10,661	5.1	38,565	10,690	3.6	71	9	7.9	1,988	535	3.7	64	26	2.5
41	Bogra RWH	Raninagar	67,600	16,794	4.0	69,375	13,684	5.1	60	12	5.0	4,300	662	6.5	64	31	2.1
42	Bogra RWH	Sapahar	31,300	10,775	2.9	23,355	12,021	1.9	51	6	8.5	2,215	932	2.4	128	35	3.7
43	Bogra RWH	Sariakandi	83,000	13,956	5.9	57,585	9,606	6.0	176	36	4.9	5,402	1,481	3.6	0	116	0.0
44	Bogra RWH	Shajahanpur	144,300	51,212	2.8	70,590	19,041	3.7	134	32	4.2	4,652	1,306	3.6	128	96	1.3
45	Bogra RWH	Sherpur	111,900	32,582	3.4	208,951	21,946	9.5	247	43	5.7	6,695	2,121	3.2	0	82	0.0
46	Bogra RWH	Shibganj	118,000	31,729	3.7	144,795	26,880	5.4	130	34	3.8	8,500	3,897	2.2	0	88	0.0
47	Bogra RWH	Sonatola	89,200	20,383	4.4	102,540	18,737	5.5	250	48	5.2	6,297	1,313	4.8	192	71	2.7
48	Chittagong RWH	Anowara	39,800	14,947	2.7	44,550	13,750	3.2	117	42	2.8	2,189	931	2.4	281	70	4.0
49	Chittagong RWH	Banshkhali	65,000	24,824	2.6	50,065	18,791	2.7	107	34	3.1	5,692	2,444	2.3	100	101	1.0
50	Chittagong RWH	Boalkhali	69,300	7,883	8.8	76,734	10,903	7.0	127	37	3.4	1,708	560	3.1	500	86	5.8

SL	Warehouse Name	Upazila Name	Condom			Shukhi			IUD			Injectables			Implant		
			CBL	AMD	MOS	CBL	AMD	MOS	CBL	AMD	MOS	CBL	AMD	MOS	CBL	AMD	MOS
51	Chittagong RWH	Chakaria	74,300	21,101	3.5	51,495	20,640	2.5	225	66	3.4	11,105	4,932	2.3	442	77	5.7
52	Chittagong RWH	Chandanaish	39,800	12,936	3.1	44,115	12,030	3.7	263	42	6.3	4,303	863	5.0	720	61	11.8
53	Chittagong RWH	Cox's Bazar Sadar	80,000	31,972	2.5	126,375	17,295	7.3	102	40	2.6	8,102	3,740	2.2	44	58	0.8
54	Chittagong RWH	Dighinala	36,800	11,926	3.1	31,915	7,392	4.3	32	16	2.0	2,675	1,183	2.3	120	11	10.9
55	Chittagong RWH	Double Mooring	174,870	59,828	2.9	46,137	15,999	2.9	383	138	2.8	14,140	5,868	2.4	965	252	3.8
56	Chittagong RWH	Fatikchhari	93,600	35,479	2.6	259,770	20,466	12.7	143	57	2.5	6,422	2,972	2.2	320	167	1.9
57	Chittagong RWH	Hathazari	95,400	39,764	2.4	54,390	18,668	2.9	115	33	3.5	3,127	1,390	2.2	384	65	5.9
58	Chittagong RWH	Khagrachhari Sadar	26,500	7,854	3.4	26,355	6,956	3.8	50	51	1.0	2,159	994	2.2	100	33	3.0
59	Chittagong RWH	Kutubdia	32,000	4,900	6.5	35,797	5,183	6.9	37	11	3.4	5,727	1,476	3.9	256	66	3.9
60	Chittagong RWH	Lakshmichhari	11,700	2,328	5.0	19,140	2,678	7.1	32	17	1.9	567	181	3.1	5	8	0.6
61	Chittagong RWH	Lohagara	182,800	11,252	16.2	39,060	10,964	3.6	120	26	4.6	3,422	1,558	2.2	14	77	0.2
62	Chittagong RWH	Mahalchhari	13,300	4,088	3.3	13,577	4,120	3.3	17	10	1.7	1,269	436	2.9	50	6	8.3
63	Chittagong RWH	Maheshkhali	42,300	8,708	4.9	104,310	19,874	5.2	176	56	3.1	5,163	2,476	2.1	0	119	0.0
64	Chittagong RWH	Manikchhari	17,300	2,249	7.7	7,665	2,037	3.8	19	2	9.5	1,307	581	2.2	70	10	7.0
65	Chittagong RWH	Matiranga	66,500	11,798	5.6	51,060	8,503	6.0	60	16	3.8	2,300	1,196	1.9	250	14	17.9
66	Chittagong RWH	Mirsharai	15,700	15,923	1.0	22,845	15,998	1.4	119	62	1.9	3,124	2,879	1.1	0	94	0.0
67	Chittagong RWH	Panchhari	21,600	5,141	4.2	25,350	5,256	4.8	25	7	3.6	1,425	377	3.8	24	14	1.7
68	Chittagong RWH	Panchlaish	170,700	62,044	2.8	33,665	12,183	2.8	398	316	1.3	10,937	4,513	2.4	360	186	1.9
69	Chittagong RWH	Patiya	77,100	24,890	3.1	69,420	21,787	3.2	430	132	3.3	5,370	2,564	2.1	90	167	0.5
70	Chittagong RWH	Pekua	36,700	3,995	9.2	38,070	6,074	6.3	38	9	4.2	3,767	1,460	2.6	64	52	1.2
71	Chittagong RWH	Ramgarh	23,400	3,896	6.0	26,739	3,944	6.8	34	2	17.0	914	323	2.8	78	10	7.8
72	Chittagong RWH	Ramu	41,900	13,155	3.2	40,380	12,951	3.1	56	18	3.1	7,675	3,586	2.1	200	90	2.2
73	Chittagong RWH	Rangunia	67,000	28,311	2.4	36,810	15,280	2.4	212	58	3.7	3,925	1,894	2.1	100	61	1.6
74	Chittagong RWH	Raozan	75,300	31,248	2.4	38,505	16,392	2.3	207	69	3.0	2,867	1,346	2.1	136	50	2.7
75	Chittagong RWH	Sandwip	55,566	10,667	5.2	45,303	13,666	3.3	479	60	8.0	7,004	2,063	3.4	228	60	3.8

SL	Warehouse Name	Upazila Name	Condom			Shukhi			IUD			Injectables			Implant		
			CBL	AMD	MOS	CBL	AMD	MOS	CBL	AMD	MOS	CBL	AMD	MOS	CBL	AMD	MOS
76	Chittagong RWH	Satkania	48,500	12,320	3.9	47,295	11,700	4.0	213	46	4.6	5,950	1,280	4.6	200	83	2.4
77	Chittagong RWH	Sitakunda	32,000	30,280	1.1	21,785	17,412	1.3	109	60	1.8	2,113	2,129	1.0	202	96	2.1
78	Chittagong RWH	Teknaf	72,900	26,030	2.8	54,000	22,008	2.5	122	64	1.9	8,500	6,080	1.4	240	29	8.3
79	Chittagong RWH	Ukhia	19,700	4,565	4.3	23,025	5,887	3.9	45	4	11.3	2,875	1,197	2.4	100	117	0.9
80	Comilla RWH	Akhaura	95,200	10,321	9.2	52,215	6,517	8.0	181	12	15.1	3,178	1,005	3.2	103	22	4.7
81	Comilla RWH	Ashuganj	100,200	15,683	6.4	50,525	6,520	7.7	132	39	3.4	2,537	1,072	2.4	86	27	3.2
82	Comilla RWH	Banchharampur	213,600	25,178	8.5	99,405	10,699	9.3	141	52	2.7	9,006	3,016	3.0	300	44	6.8
83	Comilla RWH	Barura	312,900	33,754	9.3	90,443	21,802	4.1	30	52	0.6	17	3,768	0.0	150	26	5.8
84	Comilla RWH	Bijoy Nagar	311,300	17,171	18.1	77,475	10,583	7.3	131	15	8.7	5,460	1,938	2.8	100	12	8.3
85	Comilla RWH	Brahman Para	31,900	11,486	2.8	24,495	9,384	2.6	126	27	4.7	2,549	1,007	2.5	200	25	8.0
86	Comilla RWH	Brahmanbaria Sadar	237,900	61,294	3.9	80,265	17,625	4.6	40	117	0.3	2,253	4,205	0.5	0	68	0.0
87	Comilla RWH	Burichang	212,800	36,780	5.8	76,680	19,557	3.9	250	56	4.5	8,479	2,224	3.8	300	83	3.6
88	Comilla RWH	Chandina	207,289	29,704	7.0	118,965	15,729	7.6	138	46	3.0	5,970	2,951	2.0	500	22	22.7
89	Comilla RWH	Chandpur Sadar	75,300	19,551	3.9	30,585	16,284	1.9	217	65	3.3	3,736	3,095	1.2	200	69	2.9
90	Comilla RWH	Chauddagam	259,600	22,761	11.4	127,680	21,306	6.0	288	54	5.3	13,611	4,368	3.1	200	37	5.4
91	Comilla RWH	Comilla Adarsha Sadar	263,100	50,490	5.2	128,820	18,949	6.8	475	112	4.2	4,773	3,968	1.2	405	107	3.8
92	Comilla RWH	Comilla Sadar Dakshin	179,900	19,019	9.5	120,550	17,786	6.8	242	43	5.6	5,464	2,915	1.9	400	33	12.1
93	Comilla RWH	Daudkandi	235,700	30,053	7.8	79,325	16,259	4.9	308	114	2.7	4,553	2,826	1.6	0	62	0.0
94	Comilla RWH	Debidwar	291,500	24,538	11.9	82,740	20,869	4.0	475	131	3.6	5,207	3,380	1.5	300	25	12.0
95	Comilla RWH	Faridganj	253,500	22,214	11.4	120,774	14,199	8.5	406	29	14.0	10,246	3,052	3.4	500	54	9.3
96	Comilla RWH	Haim Char	18,200	3,446	5.3	30,315	4,850	6.3	180	7	25.7	2,077	817	2.5	20	16	1.3
97	Comilla RWH	Hajiganj	104,000	11,336	9.2	101,340	10,442	9.7	443	35	12.7	2,794	2,450	1.1	100	26	3.8
98	Comilla RWH	Homna	161,400	29,618	5.4	45,900	8,210	5.6	141	22	6.4	4,534	1,603	2.8	100	10	10.0
99	Comilla RWH	Kachua	193,100	22,903	8.4	85,710	14,593	5.9	186	53	3.5	132	4,109	0.0	0	29	0.0
100	Comilla RWH	Kasba	263,600	45,394	5.8	71,700	16,694	4.3	236	28	8.4	5,042	1,661	3.0	0	29	0.0

SL	Warehouse Name	Upazila Name	Condom			Shukhi			IUD			Injectables			Implant		
			CBL	AMD	MOS	CBL	AMD	MOS	CBL	AMD	MOS	CBL	AMD	MOS	CBL	AMD	MOS
101	Comilla RWH	Laksam	133,327	14,642	9.1	67,871	9,116	7.4	164	64	2.6	4,199	1,991	2.1	261	26	10.0
102	Comilla RWH	Manoharganj	216,600	12,629	17.2	64,430	8,848	7.3	374	20	18.7	6,524	1,488	4.4	140	27	5.2
103	Comilla RWH	Matlab Dakshin	238,400	11,833	20.1	64,800	7,301	8.9	854	30	28.5	10,066	2,528	4.0	950	40	23.8
104	Comilla RWH	Matlab Uttar	150,800	19,800	7.6	86,240	15,291	5.6	440	60	7.3	13,514	2,085	6.5	400	59	6.8
105	Comilla RWH	Meghna	105,100	6,439	16.3	33,610	4,397	7.6	71	6	11.8	2,327	1,007	2.3	30	8	3.8
106	Comilla RWH	Muradnagar	471,100	62,864	7.5	154,905	27,211	5.7	576	99	5.8	11,218	5,079	2.2	500	90	5.6
107	Comilla RWH	Nabinagar	403,100	52,807	7.6	127,005	16,853	7.5	579	46	12.6	9,763	3,105	3.1	350	35	10.0
108	Comilla RWH	Nangalkot	179,600	35,892	5.0	50,925	11,745	4.3	195	44	4.4	17,984	2,887	6.2	200	44	4.5
109	Comilla RWH	Nasirnagar	185,100	20,490	9.0	64,860	13,116	4.9	110	23	4.8	4,381	1,576	2.8	242	38	6.4
110	Comilla RWH	Sarail	341,100	29,870	11.4	134,400	11,405	11.8	187	31	6.0	6,491	2,146	3.0	200	53	3.8
111	Comilla RWH	Shahrasti	52,400	4,311	12.2	33,225	6,804	4.9	121	18	6.7	3,803	2,521	1.5	100	19	5.3
112	Comilla RWH	Titas	139,100	13,548	10.3	78,448	4,503	17.4	130	17	7.6	8,150	1,144	7.1	50	14	3.6
113	Dhaka CWH	Araihazar	27,800	14,762	1.9	48,746	22,008	2.2	131	96	1.4	4,840	3,754	1.3	0	115	0.0
114	Dhaka CWH	Bandar	96,500	51,767	1.9	32,115	18,760	1.7	69	49	1.4	4,155	2,248	1.8	205	49	4.2
115	Dhaka CWH	Belabo	39,000	16,335	2.4	26,430	12,241	2.2	107	21	5.1	3,340	1,515	2.2	0	37	0.0
116	Dhaka CWH	Daulatpur	30,100	13,221	2.3	25,515	11,424	2.2	236	16	14.8	2,723	1,328	2.1	193	23	8.4
117	Dhaka CWH	Dhamrai	66,200	28,696	2.3	97,080	26,469	3.7	389	132	2.9	4,151	1,866	2.2	0	68	0.0
118	Dhaka CWH	Dohar	58,852	16,370	3.6	27,783	7,516	3.7	378	17	22.2	2,217	694	3.2	0	51	0.0
119	Dhaka CWH	Gazaria	18,600	9,976	1.9	19,880	8,052	2.5	156	16	9.8	1,123	807	1.4	80	12	6.7
120	Dhaka CWH	Gazipur Sadar	200,700	84,801	2.4	79,230	40,592	2.0	408	144	2.8	6,269	3,323	1.9	320	156	2.1
121	Dhaka CWH	Ghior	123,100	24,476	5.0	207,055	10,668	19.4	116	19	6.1	2,469	1,191	2.1	0	31	0.0
122	Dhaka CWH	Harirampur	34,100	18,176	1.9	13,065	6,905	1.9	47	17	2.8	1,337	862	1.6	0	28	0.0
123	Dhaka CWH	Kaliakair	59,300	23,960	2.5	45,660	22,508	2.0	157	27	5.8	2,102	947	2.2	264	89	3.0
124	Dhaka CWH	Kaliganj	39,300	38,637	1.0	20,280	19,432	1.0	1	57	0.0	1,089	1,254	0.9	0	16	0.0
125	Dhaka CWH	Kapasia	116,900	25,849	4.5	196,925	20,203	9.7	90	55	1.6	2,218	1,109	2.0	0	37	0.0

SL	Warehouse Name	Upazila Name	Condom			Shukhi			IUD			Injectables			Implant		
			CBL	AMD	MOS	CBL	AMD	MOS	CBL	AMD	MOS	CBL	AMD	MOS	CBL	AMD	MOS
126	Dhaka CWH	Keraniganj	122,158	57,224	2.1	279,454	31,824	8.8	379	142	2.7	9,685	4,260	2.3	1,136	133	8.5
127	Dhaka CWH	Lohajang	45,900	22,640	2.0	21,345	10,920	2.0	137	25	5.5	2,101	982	2.1	320	57	5.6
128	Dhaka CWH	Manikganj Sadar	96,000	44,397	2.2	43,365	16,592	2.6	208	39	5.3	5,408	2,423	2.2	200	89	2.2
129	Dhaka CWH	Manohardi	64,700	30,306	2.1	591,808	16,182	36.6	262	75	3.5	5,341	2,559	2.1	0	69	0.0
130	Dhaka CWH	Mirpur	704,900	209,813	3.4	149,760	51,756	2.9	1,417	532	2.7	35,383	14,590	2.4	250	425	0.6
131	Dhaka CWH	Munshiganj Sadar	81,900	38,436	2.1	40,950	18,743	2.2	135	45	3.0	4,081	2,064	2.0	0	87	0.0
132	Dhaka CWH	Narayanganj Sadar	271,400	135,345	2.0	113,520	55,712	2.0	379	140	2.7	20,943	10,118	2.1	370	168	2.2
133	Dhaka CWH	Narsingdi Sadar	133,735	90,072	1.5	547,854	61,957	8.8	37	129	0.3	14,682	10,117	1.5	1,952	111	17.6
134	Dhaka CWH	Nawabganj	73,700	21,734	3.4	42,255	13,605	3.1	85	28	3.0	625	882	0.7	0	53	0.0
135	Dhaka CWH	Palash	29,900	12,445	2.4	24,555	11,478	2.1	134	23	5.8	3,723	1,445	2.6	0	64	0.0
136	Dhaka CWH	Roypura	193,400	74,888	2.6	68,175	24,548	2.8	278	77	3.6	9,684	4,650	2.1	192	20	9.6
137	Dhaka CWH	Rupganj	1,094,877	43,273	25.3	73,630	34,650	2.1	349	70	5.0	7,727	3,581	2.2	0	57	0.0
138	Dhaka CWH	Saturia	37,300	9,736	3.8	30,660	8,587	3.6	55	23	2.4	3,679	810	4.5	300	22	13.6
139	Dhaka CWH	Savar	552,600	85,979	6.4	233,445	38,219	6.1	261	91	2.9	5,431	3,101	1.8	200	103	1.9
140	Dhaka CWH	Serajdikhan	60,200	27,626	2.2	39,430	19,543	2.0	98	44	2.2	3,506	1,688	2.1	600	52	11.5
141	Dhaka CWH	Shibalaya	75,336	19,543	3.9	104,928	7,625	13.8	107	21	5.1	3,382	1,721	2.0	372	60	6.2
142	Dhaka CWH	Shibpur	68,000	27,660	2.5	71,559	19,211	3.7	168	65	2.6	6,250	2,824	2.2	0	68	0.0
143	Dhaka CWH	Singair	129,600	28,492	4.5	43,675	14,820	2.9	186	28	6.6	2,821	1,195	2.4	512	51	10.0
144	Dhaka CWH	Sonargaon	82,200	29,467	2.8	49,710	23,080	2.2	169	70	2.4	4,997	3,279	1.5	0	100	0.0
145	Dhaka CWH	Sreenagar	131,080	39,699	3.3	50,995	22,336	2.3	246	49	5.0	3,821	1,498	2.6	0	25	0.0
146	Dhaka CWH	Sreepur	1,172,200	47,970	24.4	499,827	32,671	15.3	122	60	2.0	4,530	2,436	1.9	0	72	0.0
147	Dhaka CWH	Tejgaon	383,300	418,946	0.9	507,600	152,790	3.3	2,650	628	4.2	46,580	23,798	2.0	420	699	0.6
148	Dhaka CWH	Tongi	196,000	69,743	2.8	129,300	18,680	6.9	280	94	3.0	4,880	2,134	2.3	320	158	2.0
149	Dhaka CWH	Tongibari	32,600	14,508	2.2	18,765	8,967	2.1	122	19	6.4	1,217	549	2.2	201	54	3.7
150	Dinajpur RWH	Atwari	16,000	8,829	1.8	61,472	12,401	5.0	32	21	1.5	2,526	1,183	2.1	0	31	0.0

SL	Warehouse Name	Upazila Name	Condom			Shukhi			IUD			Injectables			Implant		
			CBL	AMD	MOS	CBL	AMD	MOS	CBL	AMD	MOS	CBL	AMD	MOS	CBL	AMD	MOS
151	Dinajpur RWH	Baliadangi	30,600	3,974	7.7	77,790	11,755	6.6	57	6	9.5	5,477	2,759	2.0	0	24	0.0
152	Dinajpur RWH	Biral	31,000	11,543	2.7	83,655	17,233	4.9	91	23	4.0	4,468	1,388	3.2	0	81	0.0
153	Dinajpur RWH	Birampur	12,500	7,095	1.8	71,715	7,239	9.9	55	36	1.5	3,315	410	8.1	0	54	0.0
154	Dinajpur RWH	Birganj	44,800	9,633	4.7	51,990	24,739	2.1	150	23	6.5	4,287	1,877	2.3	0	120	0.0
155	Dinajpur RWH	Bochaganj	24,100	6,431	3.7	50,172	13,769	3.6	7	38	0.2	2,022	990	2.0	0	30	0.0
156	Dinajpur RWH	Boda	20,600	7,829	2.6	44,535	18,896	2.4	101	25	4.0	4,114	2,448	1.7	0	121	0.0
157	Dinajpur RWH	Chirirbandar	31,700	5,795	5.5	76,320	17,108	4.5	67	20	3.4	3,925	1,440	2.7	0	61	0.0
158	Dinajpur RWH	Debiganj	33,500	13,482	2.5	54,465	29,200	1.9	150	48	3.1	6,070	3,662	1.7	0	100	0.0
159	Dinajpur RWH	Dinajpur Sadar	24,600	32,491	0.8	28,650	23,900	1.2	11	42	0.3	581	4,365	0.1	0	176	0.0
160	Dinajpur RWH	Fulbari	14,200	5,565	2.6	70,920	8,338	8.5	39	19	2.1	2,518	362	7.0	0	37	0.0
161	Dinajpur RWH	Haripur	16,100	5,449	3.0	27,420	10,120	2.7	4	6	0.7	2,116	1,389	1.5	0	26	0.0
162	Dinajpur RWH	Kaharole	18,900	3,751	5.0	56,094	10,070	5.6	58	14	4.1	2,852	952	3.0	0	81	0.0
163	Dinajpur RWH	Khansama	18,500	4,305	4.3	39,135	14,617	2.7	72	11	6.5	3,153	1,430	2.2	0	88	0.0
164	Dinajpur RWH	Nawabganj	18,300	10,685	1.7	43,350	15,554	2.8	53	21	2.5	2,745	1,637	1.7	64	59	1.1
165	Dinajpur RWH	Panchagarh Sadar	31,200	9,613	3.2	49,545	19,894	2.5	72	24	3.0	6,739	2,888	2.3	0	41	0.0
166	Dinajpur RWH	Parbatipur	76,600	28,648	2.7	72,803	27,759	2.6	300	136	2.2	7,872	3,332	2.4	264	81	3.3
167	Dinajpur RWH	Pirganj	15,500	7,106	2.2	21,405	18,963	1.1	80	18	4.4	2,263	2,135	1.1	65	69	0.9
168	Dinajpur RWH	Ranisankail	14,100	6,194	2.3	18,015	15,738	1.1	70	9	7.8	2,025	1,655	1.2	0	73	0.0
169	Dinajpur RWH	Tentulia	43,400	6,514	6.7	57,747	9,195	6.3	90	30	3.0	3,032	533	5.7	164	26	6.3
170	Dinajpur RWH	Thakurgaon Sadar	63,400	19,392	3.3	140,040	31,859	4.4	170	63	2.7	12,894	6,265	2.1	0	216	0.0
171	Faridpur RWH	Agailjhara	21,210	9,746	2.2	22,882	10,140	2.3	76	15	5.1	1,409	651	2.2	0	42	0.0
172	Faridpur RWH	Alfadanga	48,120	19,862	2.4	17,839	7,134	2.5	237	15	15.8	2,593	781	3.3	0	11	0.0
173	Faridpur RWH	Babuganj	12,400	5,003	2.5	18,600	6,709	2.8	114	26	4.4	2,318	736	3.1	0	56	0.0
174	Faridpur RWH	Baliakandi	49,800	27,398	1.8	32,625	17,697	1.8	84	34	2.5	3,553	1,398	2.5	0	77	0.0
175	Faridpur RWH	Banari Para	18,600	5,876	3.2	21,557	8,581	2.5	72	24	3.0	3,256	612	5.3	64	54	1.2

SL	Warehouse Name	Upazila Name	Condom			Shukhi			IUD			Injectables			Implant		
			CBL	AMD	MOS	CBL	AMD	MOS	CBL	AMD	MOS	CBL	AMD	MOS	CBL	AMD	MOS
176	Faridpur RWH	Barisal Sadar (kotwali)	91,800	34,990	2.6	48,295	20,962	2.3	239	71	3.4	7,671	3,953	1.9	324	124	2.6
177	Faridpur RWH	Bhanga	49,000	23,374	2.1	43,960	15,307	2.9	212	46	4.6	4,420	823	5.4	64	32	2.0
178	Faridpur RWH	Bhedarganj	32,800	14,144	2.3	24,180	10,132	2.4	173	26	6.7	4,965	2,024	2.5	128	39	3.3
179	Faridpur RWH	Boalmari	44,800	34,358	1.3	32,725	18,505	1.8	160	45	3.6	2,572	1,988	1.3	128	61	2.1
180	Faridpur RWH	Char Bhadrasan	18,000	7,975	2.3	8,109	2,775	2.9	68	16	4.3	1,810	247	7.3	0	12	0.0
181	Faridpur RWH	Damudya	17,700	7,927	2.2	13,260	5,301	2.5	109	19	5.7	1,866	596	3.1	64	12	5.3
182	Faridpur RWH	Faridpur Sadar	104,300	52,380	2.0	45,185	21,760	2.1	171	56	3.1	6,951	3,604	1.9	292	95	3.1
183	Faridpur RWH	Gaurnadi	21,200	9,113	2.3	23,575	9,792	2.4	104	25	4.2	3,116	1,114	2.8	8	39	0.2
184	Faridpur RWH	Goalanda	43,900	25,774	1.7	12,120	7,269	1.7	128	18	7.1	4,035	1,774	2.3	64	69	0.9
185	Faridpur RWH	Gopalganj Sadar	72,900	34,502	2.1	40,160	17,298	2.3	60	74	0.8	2,773	1,380	2.0	285	42	6.8
186	Faridpur RWH	Gosairhat	34,700	14,307	2.4	21,660	9,582	2.3	199	72	2.8	2,355	1,070	2.2	256	29	8.8
187	Faridpur RWH	Jhalokati Sadar	31,500	10,549	3.0	27,480	9,941	2.8	126	43	2.9	2,901	1,021	2.8	64	94	0.7
188	Faridpur RWH	Kalkini	29,500	12,791	2.3	30,990	14,489	2.1	189	19	9.9	3,238	1,349	2.4	0	60	0.0
189	Faridpur RWH	Kashiani	40,600	26,840	1.5	31,455	18,894	1.7	235	27	8.7	2,090	1,638	1.3	128	19	6.7
190	Faridpur RWH	Kotalipara	78,300	9,913	7.9	47,280	15,558	3.0	156	18	8.7	3,583	759	4.7	0	49	0.0
191	Faridpur RWH	Madaripur Sadar	41,600	21,380	1.9	48,735	23,384	2.1	273	94	2.9	9,079	4,695	1.9	256	107	2.4
192	Faridpur RWH	Madhukhali	27,900	18,435	1.5	27,450	18,174	1.5	176	36	4.9	3,871	1,905	2.0	0	44	0.0
193	Faridpur RWH	Muksudpur	72,700	38,517	1.9	60,772	30,585	2.0	136	38	3.6	5,489	2,292	2.4	64	40	1.6
194	Faridpur RWH	Nagarkanda	39,100	18,611	2.1	30,235	12,732	2.4	119	32	3.7	1,974	696	2.8	64	34	1.9
195	Faridpur RWH	Naria	38,200	12,825	3.0	29,165	12,887	2.3	149	46	3.2	2,901	1,023	2.8	192	34	5.6
196	Faridpur RWH	Nesarabad (swarupkati)	32,300	8,949	3.6	27,645	11,821	2.3	71	20	3.6	4,725	997	4.7	0	24	0.0
197	Faridpur RWH	Pangsha	63,900	39,008	1.6	47,555	27,029	1.8	182	61	3.0	5,000	2,545	2.0	384	202	1.9
198	Faridpur RWH	Rajbari Sadar	51,700	33,827	1.5	34,125	16,830	2.0	291	124	2.3	6,416	2,614	2.5	256	207	1.2
199	Faridpur RWH	Rajoir	36,400	16,539	2.2	39,375	15,769	2.5	179	23	7.8	4,380	1,677	2.6	0	30	0.0
200	Faridpur RWH	Sadarpur	48,700	13,914	3.5	66,941	7,874	8.5	27	30	0.9	1,846	834	2.2	128	29	4.4

SL	Warehouse Name	Upazila Name	Condom			Shukhi			IUD			Injectables			Implant		
			CBL	AMD	MOS	CBL	AMD	MOS	CBL	AMD	MOS	CBL	AMD	MOS	CBL	AMD	MOS
201	Faridpur RWH	Saltha	28,800	13,713	2.1	21,735	9,694	2.2	38	34	1.1	2,030	713	2.8	0	69	0.0
202	Faridpur RWH	Shariatpur Sadar	36,200	15,541	2.3	26,891	9,168	2.9	100	45	2.2	3,145	1,260	2.5	448	29	15.4
203	Faridpur RWH	Shib Char	61,000	32,702	1.9	50,400	25,912	1.9	350	39	9.0	4,700	2,786	1.7	0	93	0.0
204	Faridpur RWH	Tungipara	33,600	18,567	1.8	27,600	12,570	2.2	52	12	4.3	1,994	737	2.7	0	18	0.0
205	Faridpur RWH	Wazirpur	30,600	13,726	2.2	32,535	15,154	2.1	168	17	9.9	2,878	1,147	2.5	0	91	0.0
206	Faridpur RWH	Zanjira	38,600	19,135	2.0	29,670	11,396	2.6	7	44	0.2	2,433	1,108	2.2	0	57	0.0
207	Jamalpur RWH	Bakshiganj	58,700	16,097	3.6	40,155	12,059	3.3	85	28	3.0	2,420	969	2.5	184	83	2.2
208	Jamalpur RWH	Char Rajibpur	87,600	46,133	1.9	20,182	6,679	3.0	100	8	12.5	3,102	1,436	2.2	192	26	7.4
209	Jamalpur RWH	Dewanganj	70,000	30,372	2.3	40,875	17,681	2.3	174	46	3.8	7,559	3,861	2.0	100	58	1.7
210	Jamalpur RWH	Islampur	79,800	39,270	2.0	52,204	26,134	2.0	219	52	4.2	5,570	2,962	1.9	598	83	7.2
211	Jamalpur RWH	Jamalpur Sadar	132,700	57,788	2.3	92,698	44,738	2.1	287	103	2.8	11,820	5,584	2.1	912	207	4.4
212	Jamalpur RWH	Jhenaigati	72,100	14,756	4.9	107,625	17,023	6.3	78	10	7.8	2,706	1,393	1.9	64	60	1.1
213	Jamalpur RWH	Madarganj	68,000	23,335	2.9	42,405	18,040	2.4	187	78	2.4	2,780	1,359	2.0	520	68	7.6
214	Jamalpur RWH	Melandaha	235,400	29,304	8.0	154,500	22,902	6.7	200	48	4.2	6,900	2,991	2.3	200	35	5.7
215	Jamalpur RWH	Nakla	222,700	12,662	17.6	193,025	15,147	12.7	42	25	1.7	3,408	1,768	1.9	86	98	0.9
216	Jamalpur RWH	Nalitabari	100,000	22,391	4.5	49,815	20,806	2.4	71	19	3.7	3,550	1,619	2.2	192	91	2.1
217	Jamalpur RWH	Raumari	98,200	49,628	2.0	39,165	12,587	3.1	0	26	0.0	5,661	2,560	2.2	64	34	1.9
218	Jamalpur RWH	Sarishabari	149,600	29,791	5.0	91,395	23,386	3.9	135	73	1.8	3,830	2,172	1.8	0	80	0.0
219	Jamalpur RWH	Sherpur Sadar	122,300	43,244	2.8	82,885	36,593	2.3	136	84	1.6	17,920	9,597	1.9	678	90	7.5
220	Jamalpur RWH	Sreebardi	224,800	20,663	10.9	169,415	17,334	9.8	0	15	0.0	3,949	1,784	2.2	448	75	6.0
221	Jessore RWH	Abhaynagar	49,900	23,016	2.2	52,200	11,838	4.4	95	38	2.5	6,061	2,822	2.1	0	31	0.0
222	Jessore RWH	Bagher Para	65,500	34,836	1.9	32,470	14,839	2.2	146	46	3.2	3,947	1,894	2.1	64	61	1.0
223	Jessore RWH	Chaugachha	154,400	23,301	6.6	47,025	12,819	3.7	199	20	10.0	4,060	1,700	2.4	128	29	4.4
224	Jessore RWH	Harinakunda	82,100	8,144	10.1	58,240	16,247	3.6	54	16	3.4	2,580	1,114	2.3	192	68	2.8
225	Jessore RWH	Jessore Sadar	187,500	92,866	2.0	97,050	57,246	1.7	50	110	0.5	17,453	8,886	2.0	128	155	0.8



SL	Warehouse Name	Upazila Name	Condom			Shukhi			IUD			Injectables			Implant		
			CBL	AMD	MOS	CBL	AMD	MOS	CBL	AMD	MOS	CBL	AMD	MOS	CBL	AMD	MOS
226	Jessore RWH	Jhenaidah Sadar	112,900	34,845	3.2	90,300	30,859	2.9	342	112	3.1	9,650	3,926	2.5	108	111	1.0
227	Jessore RWH	Jhikargachha	68,500	19,863	3.4	32,880	13,204	2.5	140	42	3.3	400	2,454	0.2	10	44	0.2
228	Jessore RWH	Kalia	142,400	18,184	7.8	40,855	11,386	3.6	135	25	5.4	3,000	754	4.0	0	19	0.0
229	Jessore RWH	Kaliganj	85,100	20,106	4.2	34,785	16,626	2.1	290	14	20.7	3,514	1,301	2.7	154	22	7.0
230	Jessore RWH	Keshabpur	51,000	15,923	3.2	36,600	14,006	2.6	82	23	3.6	5,612	2,351	2.4	128	51	2.5
231	Jessore RWH	Kotchandpur	43,700	6,518	6.7	43,515	7,026	6.2	130	13	10.0	2,750	1,055	2.6	64	20	3.2
232	Jessore RWH	Lohagara	49,100	25,459	1.9	35,080	14,775	2.4	40	41	1.0	3,900	1,905	2.0	0	34	0.0
233	Jessore RWH	Magura Sadar	77,100	36,841	2.1	62,215	32,926	1.9	150	76	2.0	7,817	3,976	2.0	0	111	0.0
234	Jessore RWH	Maheshpur	244,300	25,374	9.6	94,560	17,858	5.3	114	43	2.7	7,400	3,451	2.1	128	49	2.6
235	Jessore RWH	Manirampur	100,500	28,886	3.5	60,240	25,464	2.4	315	110	2.9	14,465	6,343	2.3	256	69	3.7
236	Jessore RWH	Mohammadpur	27,400	6,755	4.1	14,200	10,954	1.3	146	19	7.7	1,271	927	1.4	90	50	1.8
237	Jessore RWH	Narail Sadar	63,200	31,564	2.0	40,885	21,192	1.9	192	48	4.0	4,716	2,269	2.1	0	58	0.0
238	Jessore RWH	Shailkupa	94,200	29,689	3.2	68,235	26,818	2.5	128	26	4.9	4,096	1,836	2.2	192	114	1.7
239	Jessore RWH	Shalikhha	17,960	6,467	2.8	18,828	8,516	2.2	136	20	6.8	1,157	593	2.0	64	33	1.9
240	Jessore RWH	Sharsha	82,400	35,138	2.3	49,635	19,641	2.5	194	42	4.6	7,719	3,655	2.1	0	49	0.0
241	Jessore RWH	Sreepur	41,900	13,278	3.2	33,480	12,222	2.7	73	22	3.3	2,771	929	3.0	192	57	3.4
242	Khulna RWH	Assasuni	38,800	18,998	2.0	42,930	22,386	1.9	82	12	6.8	2,823	1,545	1.8	0	54	0.0
243	Khulna RWH	Bagerhat Sadar	53,200	29,348	1.8	34,185	20,632	1.7	181	53	3.4	6,252	2,274	2.7	0	58	0.0
244	Khulna RWH	Batiaghata	36,200	16,001	2.3	28,245	14,172	2.0	53	26	2.0	2,040	1,021	2.0	0	28	0.0
245	Khulna RWH	Bhandaria	30,500	12,370	2.5	21,135	7,790	2.7	92	20	4.6	2,468	1,011	2.4	64	31	2.1
246	Khulna RWH	Chitalmari	40,500	19,051	2.1	24,125	10,494	2.3	215	8	26.9	2,184	1,213	1.8	64	27	2.4
247	Khulna RWH	Dacope	65,000	8,027	8.1	39,540	11,855	3.3	58	4	14.5	2,021	723	2.8	0	72	0.0
248	Khulna RWH	Daulatpur	385,500	67,732	5.7	116,040	21,018	5.5	140	73	1.9	12,500	6,199	2.0	0	204	0.0
249	Khulna RWH	Debhata	30,500	12,076	2.5	19,815	8,406	2.4	44	7	6.3	1,518	533	2.8	0	38	0.0
250	Khulna RWH	Dumuria	157,500	29,580	5.3	156,400	22,250	7.0	202	50	4.0	5,349	2,398	2.2	128	87	1.5

SL	Warehouse Name	Upazila Name	Condom			Shukhi			IUD			Injectables			Implant		
			CBL	AMD	MOS	CBL	AMD	MOS	CBL	AMD	MOS	CBL	AMD	MOS	CBL	AMD	MOS
251	Khulna RWH	Fakirhat	56,800	13,704	4.1	41,175	8,920	4.6	111	17	6.5	1,841	822	2.2	0	32	0.0
252	Khulna RWH	Kachua	36,400	15,814	2.3	17,895	8,218	2.2	71	16	4.4	2,082	713	2.9	0	22	0.0
253	Khulna RWH	Kalaroa	66,900	22,898	2.9	33,195	10,403	3.2	124	16	7.8	1,867	1,593	1.2	10	47	0.2
254	Khulna RWH	Kaliganj	417,600	25,608	16.3	114,570	20,482	5.6	70	19	3.7	2,690	1,444	1.9	172	39	4.4
255	Khulna RWH	Kanthalia	18,400	7,258	2.5	15,045	5,429	2.8	71	11	6.5	1,690	731	2.3	84	22	3.8
256	Khulna RWH	Kawkhali	13,200	4,299	3.1	10,070	3,584	2.8	50	25	2.0	1,075	340	3.2	0	18	0.0
257	Khulna RWH	Khulna Sadar	206,600	136,487	1.5	70,225	43,364	1.6	341	256	1.3	11,471	6,162	1.9	214	108	2.0
258	Khulna RWH	Koyra	66,400	14,556	4.6	43,470	19,250	2.3	49	12	4.1	1,449	620	2.3	0	42	0.0
259	Khulna RWH	Mathbaria	95,100	12,569	7.6	115,950	16,436	7.1	221	61	3.6	3,987	1,654	2.4	64	39	1.6
260	Khulna RWH	Mollahat	32,300	13,614	2.4	30,960	10,626	2.9	65	18	3.6	1,854	539	3.4	0	20	0.0
261	Khulna RWH	Mongla	62,600	25,261	2.5	32,100	11,945	2.7	117	30	3.9	3,961	1,623	2.4	128	23	5.6
262	Khulna RWH	Morrelganj	179,600	24,995	7.2	297,335	27,787	10.7	164	58	2.8	5,836	2,143	2.7	0	56	0.0
263	Khulna RWH	Nazirpur	28,000	14,098	2.0	26,190	11,308	2.3	112	18	6.2	2,490	1,190	2.1	0	29	0.0
264	Khulna RWH	Paikgachha	53,600	13,038	4.1	48,600	21,545	2.3	125	17	7.4	3,125	1,295	2.4	0	86	0.0
265	Khulna RWH	Phultala	62,500	18,783	3.3	28,110	7,542	3.7	60	45	1.3	3,345	1,082	3.1	0	18	0.0
266	Khulna RWH	Pirojpur Sadar	34,700	11,556	3.0	25,170	8,532	3.0	131	55	2.4	2,342	1,036	2.3	200	51	3.9
267	Khulna RWH	Rajapur	22,500	8,545	2.6	18,780	5,900	3.2	48	12	4.0	1,784	657	2.7	0	20	0.0
268	Khulna RWH	Rampal	86,000	18,399	4.7	50,590	11,844	4.3	79	19	4.2	2,276	465	4.9	0	21	0.0
269	Khulna RWH	Rupsa	36,600	18,041	2.0	29,340	11,453	2.6	120	64	1.9	2,141	725	3.0	0	75	0.0
270	Khulna RWH	Sarankhola	54,000	15,409	3.5	45,175	10,916	4.1	70	22	3.2	2,239	1,419	1.6	20	18	1.1
271	Khulna RWH	Satkhira Sadar	109,900	59,461	1.8	46,045	23,330	2.0	39	87	0.4	9,484	4,456	2.1	150	77	1.9
272	Khulna RWH	Shyamnagar	480,000	18,946	25.3	94,530	25,998	3.6	107	14	7.6	2,696	1,184	2.3	200	66	3.0
273	Khulna RWH	Tala	40,200	15,104	2.7	45,330	17,609	2.6	118	59	2.0	4,629	2,289	2.0	0	93	0.0
274	Khulna RWH	Terokhada	121,300	20,447	5.9	79,245	11,119	7.1	60	15	4.0	1,895	547	3.5	0	21	0.0
275	Khulna RWH	Zianagar	13,100	3,151	4.2	10,630	3,672	2.9	98	24	4.1	1,429	524	2.7	90	17	5.3

SL	Warehouse Name	Upazila Name	Condom			Shukhi			IUD			Injectables			Implant		
			CBL	AMD	MOS	CBL	AMD	MOS	CBL	AMD	MOS	CBL	AMD	MOS	CBL	AMD	MOS
276	Kushtia RWH	Alamdanga	42,700	18,404	2.3	43,275	18,940	2.3	55	22	2.5	6,800	3,086	2.2	256	91	2.8
277	Kushtia RWH	Bheramara	58,500	25,663	2.3	23,610	10,437	2.3	28	8	3.5	4,146	1,927	2.2	64	16	4.0
278	Kushtia RWH	Chuadanga Sadar	57,200	36,666	1.6	36,075	16,116	2.2	119	54	2.2	7,672	3,769	2.0	0	41	0.0
279	Kushtia RWH	Damurhuda	59,600	22,764	2.6	31,500	13,816	2.3	90	27	3.3	6,550	3,109	2.1	0	57	0.0
280	Kushtia RWH	Daulatpur	99,500	45,914	2.2	52,245	24,875	2.1	58	6	9.7	8,702	3,955	2.2	0	29	0.0
281	Kushtia RWH	Gangni	99,900	42,234	2.4	41,760	20,089	2.1	54	22	2.5	10,769	5,302	2.0	66	33	2.0
282	Kushtia RWH	Jiban Nagar	26,900	13,164	2.0	16,530	10,938	1.5	80	30	2.7	4,028	1,921	2.1	0	51	0.0
283	Kushtia RWH	Khoksa	42,900	17,772	2.4	18,490	8,434	2.2	24	2	12.0	1,341	561	2.4	0	48	0.0
284	Kushtia RWH	Kumarkhali	68,880	33,188	2.1	32,271	15,768	2.0	28	21	1.3	5,940	2,812	2.1	128	42	3.0
285	Kushtia RWH	Kushtia Sadar	106,000	54,140	2.0	60,705	32,048	1.9	154	46	3.3	11,474	5,344	2.1	198	121	1.6
286	Kushtia RWH	Meherpur Sadar	82,800	33,469	2.5	27,090	13,205	2.1	38	26	1.5	5,866	3,080	1.9	64	37	1.7
287	Kushtia RWH	Mirpur	59,100	25,318	2.3	39,990	17,408	2.3	36	10	3.6	4,970	2,274	2.2	64	27	2.4
288	Kushtia RWH	Mujib Nagar	23,100	8,073	2.9	7,620	3,447	2.2	11	4	2.8	3,042	1,407	2.2	0	16	0.0
289	Mymensingh RWH	Atpara	26,600	10,582	2.5	34,845	12,738	2.7	45	9	5.0	1,474	791	1.9	0	47	0.0
290	Mymensingh RWH	Austagram	44,500	16,377	2.7	26,745	10,047	2.7	88	29	3.0	2,551	1,257	2.0	0	23	0.0
291	Mymensingh RWH	Bajitpur	55,400	20,742	2.7	41,010	15,703	2.6	61	14	4.4	2,078	850	2.4	0	35	0.0
292	Mymensingh RWH	Barhatta	41,100	16,366	2.5	37,815	14,207	2.7	84	11	7.6	3,308	1,553	2.1	0	26	0.0
293	Mymensingh RWH	Bhairab	71,000	33,906	2.1	52,545	21,623	2.4	140	39	3.6	4,642	2,051	2.3	256	75	3.4
294	Mymensingh RWH	Bhaluka	57,500	25,875	2.2	68,670	29,201	2.4	205	71	2.9	4,088	1,778	2.3	512	75	6.8
295	Mymensingh RWH	Dharampasha	41,000	20,119	2.0	44,385	16,956	2.6	85	16	5.3	3,750	1,894	2.0	0	86	0.0
296	Mymensingh RWH	Dhobaura	51,000	22,618	2.3	57,795	15,774	3.7	75	11	6.8	2,900	1,617	1.8	20	23	0.9
297	Mymensingh RWH	Durgapur	41,900	22,308	1.9	33,849	18,254	1.9	94	38	2.5	4,348	2,383	1.8	94	66	1.4
298	Mymensingh RWH	Fulbaria	59,000	21,774	2.7	95,190	41,409	2.3	132	37	3.6	3,435	1,416	2.4	128	56	2.3
299	Mymensingh RWH	Gaffargaon	105,200	47,954	2.2	82,995	35,230	2.4	66	34	1.9	4,805	2,196	2.2	320	54	5.9
300	Mymensingh RWH	Gauripur	45,600	21,332	2.1	58,410	24,231	2.4	103	38	2.7	4,197	2,067	2.0	256	52	4.9

SL	Warehouse Name	Upazila Name	Condom			Shukhi			IUD			Injectables			Implant		
			CBL	AMD	MOS	CBL	AMD	MOS	CBL	AMD	MOS	CBL	AMD	MOS	CBL	AMD	MOS
301	Mymensingh RWH	Haluaghat	76,100	23,241	3.3	107,910	26,899	4.0	242	10	24.2	4,555	1,751	2.6	512	58	8.8
302	Mymensingh RWH	Hossainpur	43,000	16,702	2.6	43,275	18,465	2.3	136	37	3.7	3,341	1,420	2.4	128	38	3.4
303	Mymensingh RWH	Ishwarganj	42,200	18,963	2.2	79,540	43,380	1.8	102	12	8.5	3,707	1,761	2.1	384	43	8.9
304	Mymensingh RWH	Itna	44,900	18,850	2.4	37,860	17,411	2.2	63	18	3.5	1,533	718	2.1	0	42	0.0
305	Mymensingh RWH	Kalmakanda	47,200	39,429	1.2	26,795	29,714	0.9	71	12	5.9	3,521	1,768	2.0	3	35	0.1
306	Mymensingh RWH	Karimganj	52,500	19,689	2.7	53,570	21,227	2.5	106	29	3.7	2,768	1,283	2.2	256	84	3.0
307	Mymensingh RWH	Katiadi	77,397	36,428	2.1	49,973	19,617	2.5	172	53	3.2	5,148	2,250	2.3	0	49	0.0
308	Mymensingh RWH	Kendua	37,700	16,122	2.3	51,270	24,509	2.1	100	68	1.5	3,219	1,364	2.4	70	86	0.8
309	Mymensingh RWH	Khaliajuri	19,800	7,095	2.8	25,625	6,473	4.0	39	10	3.9	1,126	512	2.2	20	9	2.2
310	Mymensingh RWH	Kishoreganj Sadar	119,500	44,831	2.7	72,225	30,771	2.3	254	72	3.5	5,431	2,272	2.4	320	94	3.4
311	Mymensingh RWH	Kuliar Char	32,700	18,429	1.8	22,995	15,736	1.5	105	21	5.0	2,371	1,375	1.7	192	43	4.5
312	Mymensingh RWH	Madan	21,300	12,021	1.8	28,217	14,113	2.0	55	15	3.7	1,596	727	2.2	0	45	0.0
313	Mymensingh RWH	Mithamain	38,900	13,571	2.9	28,260	8,755	3.2	68	9	7.6	728	235	3.1	0	32	0.0
314	Mymensingh RWH	Mohanganj	31,100	11,302	2.8	46,580	19,034	2.4	50	29	1.7	2,221	1,035	2.1	0	47	0.0
315	Mymensingh RWH	Muktagachha	67,700	29,270	2.3	92,595	39,550	2.3	93	15	6.2	4,434	1,870	2.4	256	63	4.1
316	Mymensingh RWH	Mymensingh Sadar	179,000	82,733	2.2	129,615	52,579	2.5	417	191	2.2	8,179	3,752	2.2	192	311	0.6
317	Mymensingh RWH	Nandail	40,400	16,676	2.4	93,915	51,150	1.8	170	46	3.7	5,390	2,541	2.1	640	36	17.8
318	Mymensingh RWH	Netrakona Sadar	64,000	28,140	2.3	57,225	27,065	2.1	94	32	2.9	5,652	2,562	2.2	64	123	0.5
319	Mymensingh RWH	Nikli	32,400	14,945	2.2	21,101	7,518	2.8	100	26	3.8	1,877	789	2.4	0	53	0.0
320	Mymensingh RWH	Pakundia	52,700	21,894	2.4	38,535	17,343	2.2	137	29	4.7	3,677	1,527	2.4	192	45	4.3
321	Mymensingh RWH	Phulpur	93,400	26,356	3.5	123,565	49,346	2.5	263	66	4.0	4,372	2,056	2.1	896	128	7.0
322	Mymensingh RWH	Purbadhala	51,700	20,759	2.5	52,320	25,437	2.1	50	35	1.4	5,524	2,350	2.4	192	69	2.8
323	Mymensingh RWH	Tarail	46,650	19,586	2.4	29,505	14,063	2.1	90	17	5.3	1,508	741	2.0	0	36	0.0
324	Mymensingh RWH	Trishal	71,700	31,461	2.3	91,980	41,781	2.2	107	34	3.1	4,515	2,150	2.1	1,168	88	13.3
325	Noakhali RWH	Begumganj	17,732	30,621	0.6	12,285	16,864	0.7	132	102	1.3	1,847	2,670	0.7	0	54	0.0

SL	Warehouse Name	Upazila Name	Condom			Shukhi			IUD			Injectables			Implant		
			CBL	AMD	MOS	CBL	AMD	MOS	CBL	AMD	MOS	CBL	AMD	MOS	CBL	AMD	MOS
326	Noakhali RWH	Chatkhil	31,400	6,525	4.8	16,890	5,416	3.1	63	22	2.9	1,371	929	1.5	0	49	0.0
327	Noakhali RWH	Chhagalnaiya	10,600	10,136	1.0	17,610	7,427	2.4	101	17	5.9	8,391	1,091	7.7	0	17	0.0
328	Noakhali RWH	Companiganj	13,100	14,290	0.9	6,345	8,217	0.8	78	20	3.9	1,421	1,683	0.8	100	38	2.6
329	Noakhali RWH	Daganbhuiyan	30,000	24,433	1.2	13,440	8,406	1.6	56	27	2.1	2,670	1,369	2.0	0	30	0.0
330	Noakhali RWH	Feni Sadar	73,200	58,316	1.3	24,759	19,212	1.3	214	120	1.8	5,699	4,469	1.3	260	77	3.4
331	Noakhali RWH	Fulgazi	22,400	12,603	1.8	18,135	5,624	3.2	65	21	3.1	3,130	825	3.8	100	12	8.3
332	Noakhali RWH	Hatiya	5,900	18,028	0.3	60	14,510	0.0	112	30	3.7	852	2,969	0.3	0	156	0.0
333	Noakhali RWH	Kabirhat	12,300	12,713	1.0	10,515	8,358	1.3	149	15	9.9	1,665	1,581	1.1	100	60	1.7
334	Noakhali RWH	Kamalnagar	6,000	9,312	0.6	27,054	6,451	4.2	80	14	5.7	6,673	3,360	2.0	0	53	0.0
335	Noakhali RWH	Lakshmipur Sadar	28,400	26,782	1.1	22,980	20,352	1.1	215	154	1.4	9,850	7,277	1.4	192	163	1.2
336	Noakhali RWH	Noakhali Sadar	5,600	40,494	0.1	840	14,746	0.1	25	68	0.4	165	4,257	0.0	100	72	1.4
337	Noakhali RWH	Parshuram	34,200	12,589	2.7	30,134	5,238	5.8	35	15	2.3	3,195	1,161	2.8	20	31	0.6
338	Noakhali RWH	Ramganj	18,600	9,060	2.1	14,685	6,236	2.4	39	46	0.8	2,625	1,911	1.4	100	41	2.4
339	Noakhali RWH	Ramgati	45,257	8,543	5.3	17,143	8,193	2.1	100	24	4.2	7,893	3,799	2.1	100	52	1.9
340	Noakhali RWH	Roypur	16,900	4,981	3.4	15,255	8,862	1.7	171	47	3.6	4,946	1,808	2.7	100	65	1.5
341	Noakhali RWH	Senbagh	31,300	17,564	1.8	12,900	10,023	1.3	115	19	6.1	3,845	1,620	2.4	100	38	2.6
342	Noakhali RWH	Sonagazi	67,800	17,661	3.8	80,055	10,356	7.7	100	33	3.0	7,500	2,863	2.6	0	25	0.0
343	Noakhali RWH	Sonaimuri	20,100	12,994	1.5	12,930	9,041	1.4	25	22	1.1	1,619	2,035	0.8	10	16	0.6
344	Noakhali RWH	Subarnachar	45,900	23,642	1.9	17,825	9,045	2.0	75	7	10.7	3,440	1,804	1.9	0	48	0.0
345	Pabna RWH	Atgharia	25,000	10,736	2.3	38,430	11,257	3.4	135	16	8.4	1,817	720	2.5	0	61	0.0
346	Pabna RWH	Belkuchi	143,900	46,714	3.1	90,225	23,623	3.8	186	19	9.8	6,513	1,897	3.4	99	31	3.2
347	Pabna RWH	Bera	28,400	14,407	2.0	31,455	15,392	2.0	230	67	3.4	2,623	1,536	1.7	20	39	0.5
348	Pabna RWH	Bhangura	25,000	13,420	1.9	37,770	9,407	4.0	15	21	0.7	808	269	3.0	0	22	0.0
349	Pabna RWH	Chatmohar	81,200	34,601	2.3	58,485	27,619	2.1	210	54	3.9	1,469	1,267	1.2	100	42	2.4
350	Pabna RWH	Faridpur	34,900	7,893	4.4	76,020	5,830	13.0	133	25	5.3	3,138	1,298	2.4	0	39	0.0

SL	Warehouse Name	Upazila Name	Condom			Shukhi			IUD			Injectables			Implant		
			CBL	AMD	MOS	CBL	AMD	MOS	CBL	AMD	MOS	CBL	AMD	MOS	CBL	AMD	MOS
351	Pabna RWH	Ishwardi	86,400	35,264	2.5	79,311	18,118	4.4	108	35	3.1	5,437	2,708	2.0	0	100	0.0
352	Pabna RWH	Kamarkhanda	22,700	8,995	2.5	42,595	8,327	5.1	147	14	10.5	3,000	1,200	2.5	0	35	0.0
353	Pabna RWH	Kazipur	67,400	36,311	1.9	70,230	17,086	4.1	275	70	3.9	5,950	2,661	2.2	0	70	0.0
354	Pabna RWH	Pabna Sadar	144,100	77,718	1.9	149,610	50,059	3.0	270	139	1.9	1,700	9,692	0.2	400	90	4.4
355	Pabna RWH	Royganj	60,500	28,682	2.1	57,600	22,738	2.5	165	62	2.7	5,830	2,615	2.2	0	33	0.0
356	Pabna RWH	Santhia	32,900	29,184	1.1	65,400	27,314	2.4	207	46	4.5	5,910	5,142	1.1	0	33	0.0
357	Pabna RWH	Shahjadpur	67,500	62,984	1.1	36,420	32,162	1.1	318	163	2.0	7,913	8,271	1.0	0	54	0.0
358	Pabna RWH	Sirajganj Sadar	57,379	46,041	1.2	51,579	28,412	1.8	200	52	3.8	7,715	5,023	1.5	0	72	0.0
359	Pabna RWH	Sujanagar	44,400	22,553	2.0	57,915	17,390	3.3	256	102	2.5	4,793	2,494	1.9	0	21	0.0
360	Pabna RWH	Tarash	53,900	16,090	3.3	50,625	18,558	2.7	122	53	2.3	3,267	1,248	2.6	100	44	2.3
361	Pabna RWH	Ullah Para	159,200	77,643	2.1	145,275	46,121	3.1	192	91	2.1	10,200	5,277	1.9	0	64	0.0
362	Patuakhali RWH	Amtali	37,800	9,690	3.9	37,890	17,842	2.1	121	15	8.1	4,870	2,101	2.3	0	112	0.0
363	Patuakhali RWH	Bakerganj	32,600	16,849	1.9	31,425	15,312	2.1	60	32	1.9	4,979	2,281	2.2	170	47	3.6
364	Patuakhali RWH	Bamna	11,600	2,617	4.4	7,980	4,006	2.0	26	10	2.6	682	215	3.2	240	50	4.8
365	Patuakhali RWH	Barguna Sadar	19,300	8,560	2.3	20,205	15,528	1.3	250	98	2.6	6,350	4,130	1.5	0	92	0.0
366	Patuakhali RWH	Bauphal	33,400	14,905	2.2	48,240	23,249	2.1	180	74	2.4	4,900	3,306	1.5	300	38	7.9
367	Patuakhali RWH	Betagi	35,600	3,372	10.6	33,345	4,831	6.9	210	12	17.5	1,925	796	2.4	200	20	10.0
368	Patuakhali RWH	Dashmina	9,900	3,184	3.1	12,795	5,275	2.4	120	17	7.1	2,162	1,045	2.1	200	44	4.5
369	Patuakhali RWH	Dumki	11,700	3,431	3.4	7,640	3,010	2.5	30	9	3.3	1,164	469	2.5	100	18	5.6
370	Patuakhali RWH	Galachipa	54,000	10,053	5.4	80,364	20,437	3.9	120	13	9.2	8,780	4,127	2.1	50	69	0.7
371	Patuakhali RWH	Kalapara	28,500	12,176	2.3	31,515	14,913	2.1	70	34	2.1	7,109	3,552	2.0	400	40	10.0
372	Patuakhali RWH	Mirzaganj	17,600	7,888	2.2	15,050	6,811	2.2	67	13	5.2	1,492	652	2.3	100	41	2.4
373	Patuakhali RWH	Nalchity	18,400	7,547	2.4	17,985	7,742	2.3	149	34	4.4	3,933	1,632	2.4	264	44	6.0
374	Patuakhali RWH	Patharghata	15,700	5,045	3.1	16,500	7,212	2.3	86	16	5.4	3,525	1,563	2.3	100	34	2.9
375	Patuakhali RWH	Patuakhali Sadar	52,700	21,114	2.5	31,530	12,939	2.4	225	104	2.2	8,466	3,975	2.1	334	88	3.8

SL	Warehouse Name	Upazila Name	Condom			Shukhi			IUD			Injectables			Implant		
			CBL	AMD	MOS	CBL	AMD	MOS	CBL	AMD	MOS	CBL	AMD	MOS	CBL	AMD	MOS
376	Rajshahi RWH	Bagatipara	104,700	14,478	7.2	392,385	8,118	48.3	39	13	3.0	1,563	469	3.3	280	60	4.7
377	Rajshahi RWH	Bagha	69,200	27,221	2.5	33,120	10,160	3.3	66	16	4.1	4,417	1,720	2.6	0	24	0.0
378	Rajshahi RWH	Baghmara	123,800	44,901	2.8	334,500	33,347	10.0	242	59	4.1	5,646	2,776	2.0	0	74	0.0
379	Rajshahi RWH	Baraigram	155,400	38,997	4.0	245,130	21,317	11.5	125	36	3.5	10,522	3,408	3.1	0	59	0.0
380	Rajshahi RWH	Bholahat	38,000	10,571	3.6	30,045	6,321	4.8	32	5	6.4	1,616	655	2.5	0	18	0.0
381	Rajshahi RWH	Boalia	417,800	177,389	2.4	25,065	10,204	2.5	243	67	3.6	8,843	4,046	2.2	203	114	1.8
382	Rajshahi RWH	Chapai Nababganj Sadar	131,900	42,660	3.1	61,415	20,367	3.0	190	55	3.5	10,200	4,191	2.4	0	35	0.0
383	Rajshahi RWH	Charghat	62,100	22,653	2.7	336,390	13,466	25.0	32	15	2.1	3,650	1,195	3.1	0	59	0.0
384	Rajshahi RWH	Durgapur	70,800	18,805	3.8	317,700	10,416	30.5	36	7	5.1	2,704	763	3.5	0	39	0.0
385	Rajshahi RWH	Godagari	79,000	36,456	2.2	558,450	17,542	31.8	63	32	2.0	4,510	3,208	1.4	0	40	0.0
386	Rajshahi RWH	Gomastapur	81,600	23,817	3.4	55,890	15,149	3.7	68	23	3.0	2,857	1,423	2.0	0	30	0.0
387	Rajshahi RWH	Gurudaspur	88,100	31,803	2.8	271,432	17,346	15.6	65	11	5.9	3,641	1,618	2.3	100	75	1.3
388	Rajshahi RWH	Lalpur	88,400	31,722	2.8	292,320	20,355	14.4	84	23	3.7	5,519	2,199	2.5	0	72	0.0
389	Rajshahi RWH	Mohanpur	112,800	19,710	5.7	327,480	12,908	25.4	51	8	6.4	5,178	2,100	2.5	0	59	0.0
390	Rajshahi RWH	Nachole	37,400	11,997	3.1	15,855	6,974	2.3	30	4	7.5	1,800	1,111	1.6	0	14	0.0
391	Rajshahi RWH	Natore Sadar	153,000	45,308	3.4	56,790	21,476	2.6	220	88	2.5	4,922	2,028	2.4	0	194	0.0
392	Rajshahi RWH	Paba	115,000	46,312	2.5	41,010	15,391	2.7	64	13	4.9	9,077	3,954	2.3	0	34	0.0
393	Rajshahi RWH	Puthia	78,700	26,774	2.9	43,485	14,189	3.1	51	8	6.4	3,647	1,488	2.5	0	71	0.0
394	Rajshahi RWH	Shibganj	137,200	41,004	3.3	48,090	27,656	1.7	36	30	1.2	4,696	2,890	1.6	0	58	0.0
395	Rajshahi RWH	Singra	112,800	48,983	2.3	436,035	31,899	13.7	86	23	3.7	6,916	2,598	2.7	400	97	4.1
396	Rajshahi RWH	Tanore	179,000	15,316	11.7	347,460	14,926	23.3	84	24	3.5	3,274	1,088	3.0	1,000	149	6.7
397	Rangamati RWH	Baghaichhari	34,100	10,151	3.4	9,139	6,853	1.3	77	8	9.6	1,463	456	3.2	50	15	3.3
398	Rangamati RWH	Barkal	16,800	4,617	3.6	7,515	3,097	2.4	40	5	8.0	1,280	399	3.2	0	0	0.0
399	Rangamati RWH	Belai Chhari	11,100	1,874	5.9	3,915	2,529	1.5	47	3	15.7	360	136	2.6	0	5	0.0
400	Rangamati RWH	Jurai Chhari	11,500	2,574	4.5	13,845	2,097	6.6	54	4	13.5	290	144	2.0	0	0	0.0

SL	Warehouse Name	Upazila Name	Condom			Shukhi			IUD			Injectables			Implant		
			CBL	AMD	MOS	CBL	AMD	MOS	CBL	AMD	MOS	CBL	AMD	MOS	CBL	AMD	MOS
401	Rangamati RWH	Kaptai	54,000	4,960	10.9	31,650	2,765	11.4	58	5	11.6	3,857	411	9.4	18	38	0.5
402	Rangamati RWH	Kawkhali (betbunia)	41,900	5,993	7.0	23,955	3,227	7.4	99	12	8.3	2,707	535	5.1	52	28	1.9
403	Rangamati RWH	Langadu	33,500	10,812	3.1	15,495	6,712	2.3	226	8	28.3	4,491	416	10.8	122	37	3.3
404	Rangamati RWH	Naniarchar	8,400	7,103	1.2	9,492	4,755	2.0	76	3	25.3	2,180	228	9.6	41	14	2.9
405	Rangamati RWH	Rajasthali	28,400	1,784	15.9	12,690	1,584	8.0	66	2	33.0	89	120	0.7	142	31	4.6
406	Rangamati RWH	Rangamati Sadar	26,300	12,471	2.1	20,625	6,386	3.2	613	34	18.0	4,456	712	6.3	60	71	0.8
407	Rangpur RWH	Aditmari	45,500	19,248	2.4	33,074	14,907	2.2	203	97	2.1	5,995	2,983	2.0	0	94	0.0
408	Rangpur RWH	Badarganj	20,700	13,984	1.5	358,755	26,279	13.7	70	39	1.8	4,515	2,489	1.8	640	74	8.6
409	Rangpur RWH	Bhurungamari	75,300	29,206	2.6	458,650	28,748	16.0	152	38	4.0	8,293	3,737	2.2	512	103	5.0
410	Rangpur RWH	Chilmari	38,500	10,215	3.8	221,280	15,517	14.3	35	17	2.1	2,444	1,230	2.0	0	38	0.0
411	Rangpur RWH	Dimla	37,000	7,262	5.1	208,740	22,482	9.3	135	17	7.9	6,344	2,968	2.1	448	68	6.6
412	Rangpur RWH	Domar	38,300	9,551	4.0	474,605	18,095	26.2	52	34	1.5	5,185	2,659	1.9	0	91	0.0
413	Rangpur RWH	Fulchhari	50,600	20,367	2.5	31,065	12,715	2.4	101	32	3.2	5,126	2,862	1.8	0	41	0.0
414	Rangpur RWH	Gaibandha Sadar	53,500	23,967	2.2	62,205	31,539	2.0	203	111	1.8	10,910	5,808	1.9	640	380	1.7
415	Rangpur RWH	Gangachara	91,800	11,956	7.7	485,250	20,687	23.5	91	33	2.8	8,730	4,108	2.1	0	148	0.0
416	Rangpur RWH	Gobindaganj	106,599	52,165	2.0	618,465	42,518	14.5	166	40	4.2	8,473	4,314	2.0	0	102	0.0
417	Rangpur RWH	Hatibandha	54,400	15,860	3.4	210,600	18,278	11.5	184	54	3.4	4,935	2,749	1.8	320	98	3.3
418	Rangpur RWH	Jaldhaka	98,500	16,770	5.9	392,385	27,105	14.5	110	29	3.8	7,893	4,011	2.0	100	64	1.6
419	Rangpur RWH	Kaliganj	29,100	8,725	3.3	203,790	17,406	11.7	141	37	3.8	5,103	2,295	2.2	256	80	3.2
420	Rangpur RWH	Kaunia	35,100	15,262	2.3	31,590	13,849	2.3	110	33	3.3	5,439	3,043	1.8	192	82	2.3
421	Rangpur RWH	Kishoreganj	30,800	4,598	6.7	48,105	18,128	2.7	140	32	4.4	5,177	1,881	2.8	0	72	0.0
422	Rangpur RWH	Kurigram Sadar	38,800	16,388	2.4	48,553	23,478	2.1	127	41	3.1	9,311	4,519	2.1	0	59	0.0
423	Rangpur RWH	Lalmonirhat Sadar	32,900	14,747	2.2	39,775	18,044	2.2	121	34	3.6	9,208	4,734	1.9	0	127	0.0
424	Rangpur RWH	Mitha Pukur	71,600	29,667	2.4	80,085	36,668	2.2	125	27	4.6	9,011	4,280	2.1	0	95	0.0
425	Rangpur RWH	Nageshwari	40,600	16,126	2.5	266,168	49,016	5.4	166	50	3.3	10,050	5,593	1.8	192	68	2.8



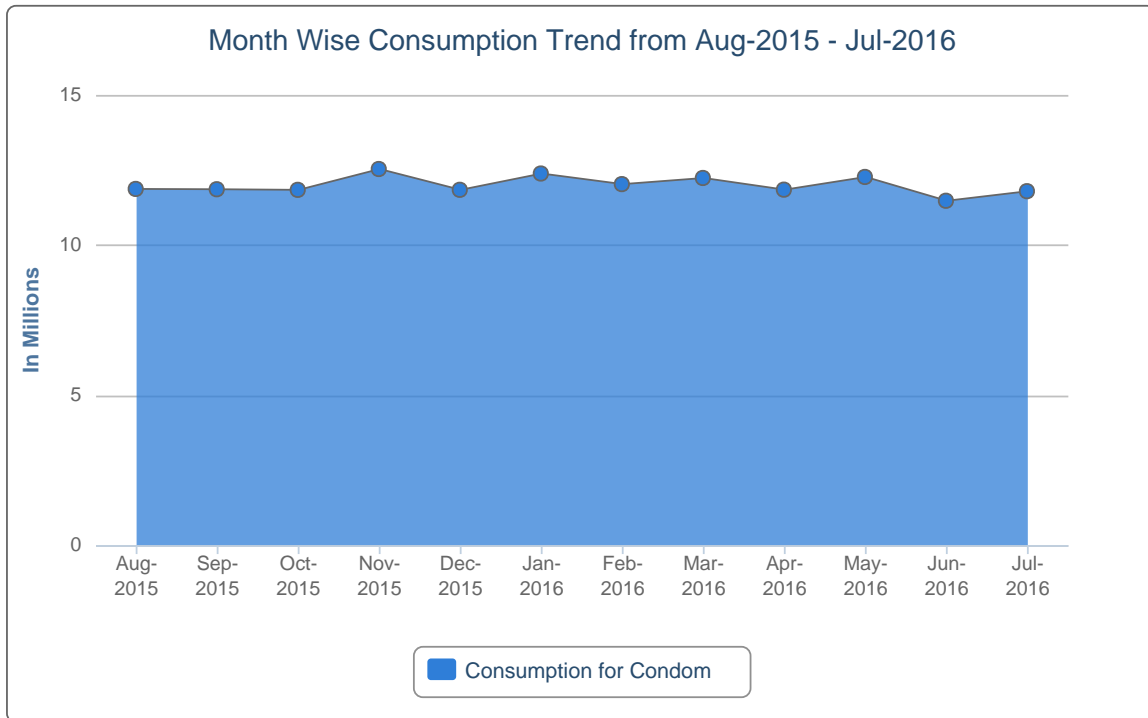
SL	Warehouse Name	Upazila Name	Condom			Shukhi			IUD			Injectables			Implant		
			CBL	AMD	MOS	CBL	AMD	MOS	CBL	AMD	MOS	CBL	AMD	MOS	CBL	AMD	MOS
426	Rangpur RWH	Nilphamari Sadar	35,900	15,615	2.3	78,975	37,916	2.1	323	118	2.7	8,948	4,388	2.0	64	92	0.7
427	Rangpur RWH	Palashbari	26,800	9,840	2.7	40,620	19,632	2.1	72	34	2.1	5,555	2,713	2.0	64	62	1.0
428	Rangpur RWH	Patgram	25,800	8,559	3.0	187,770	15,543	12.1	117	16	7.3	3,549	1,865	1.9	0	26	0.0
429	Rangpur RWH	Phulbari	30,500	5,958	5.1	182,445	15,813	11.5	135	63	2.1	4,905	2,917	1.7	0	43	0.0
430	Rangpur RWH	Pirgachha	49,900	23,207	2.2	54,195	28,194	1.9	242	83	2.9	8,400	4,552	1.8	0	47	0.0
431	Rangpur RWH	Pirganj	80,200	35,366	2.3	304,575	38,598	7.9	130	58	2.2	8,744	4,347	2.0	0	70	0.0
432	Rangpur RWH	Rajarhat	37,100	16,460	2.3	34,905	17,284	2.0	123	55	2.2	6,674	3,428	1.9	0	34	0.0
433	Rangpur RWH	Rangpur Sadar	72,400	34,722	2.1	68,545	35,046	2.0	187	99	1.9	16,100	6,233	2.6	0	248	0.0
434	Rangpur RWH	Sadullapur	82,700	33,145	2.5	336,710	24,583	13.7	181	77	2.4	8,267	4,105	2.0	512	47	10.9
435	Rangpur RWH	Saghata	37,900	9,643	3.9	39,600	21,884	1.8	161	49	3.3	2,822	1,612	1.8	0	38	0.0
436	Rangpur RWH	Saidpur	57,200	32,232	1.8	33,870	16,502	2.1	119	29	4.1	4,417	2,270	1.9	0	54	0.0
437	Rangpur RWH	Sundarganj	85,300	40,719	2.1	87,766	44,013	2.0	350	192	1.8	12,155	6,284	1.9	0	270	0.0
438	Rangpur RWH	Taraganj	19,700	7,343	2.7	22,672	10,617	2.1	92	8	11.5	3,704	1,420	2.6	0	96	0.0
439	Rangpur RWH	Ulipur	51,900	20,954	2.5	314,790	43,727	7.2	140	47	3.0	10,204	5,068	2.0	320	64	5.0
440	Sylhet RWH	Ajmiriganj	25,300	4,649	5.4	23,115	6,128	3.8	61	15	4.1	1,546	313	4.9	28	24	1.2
441	Sylhet RWH	Bahubal	51,400	8,032	6.4	36,602	7,027	5.2	99	8	12.4	2,755	530	5.2	128	25	5.1
442	Sylhet RWH	Balaganj	139,800	44,910	3.1	42,915	12,818	3.3	190	21	9.0	8,219	2,363	3.5	128	30	4.3
443	Sylhet RWH	Baniachong	84,100	17,036	4.9	67,420	13,414	5.0	184	4	46.0	5,576	818	6.8	64	14	4.6
444	Sylhet RWH	Barlekha	65,800	12,031	5.5	38,880	9,246	4.2	223	20	11.2	6,080	675	9.0	264	45	5.9
445	Sylhet RWH	Beani Bazar	111,662	25,272	4.4	46,658	7,224	6.5	335	25	13.4	6,092	699	8.7	5	13	0.4
446	Sylhet RWH	Bishwambarpur	49,300	5,703	8.6	57,995	5,984	9.7	150	6	25.0	3,472	417	8.3	196	27	7.3
447	Sylhet RWH	Bishwanath	30,800	10,174	3.0	16,245	3,958	4.1	196	16	12.3	2,185	465	4.7	264	34	7.8
448	Sylhet RWH	Chhatak	82,200	18,784	4.4	51,460	11,903	4.3	343	69	5.0	3,804	654	5.8	20	21	1.0
449	Sylhet RWH	Chunarughat	89,300	11,234	7.9	65,639	16,212	4.0	190	12	15.8	7,798	1,250	6.2	208	12	17.3
450	Sylhet RWH	Companiganj	56,600	17,338	3.3	34,665	8,210	4.2	160	6	26.7	5,211	1,560	3.3	20	49	0.4

SL	Warehouse Name	Upazila Name	Condom			Shukhi			IUD			Injectables			Implant		
			CBL	AMD	MOS	CBL	AMD	MOS	CBL	AMD	MOS	CBL	AMD	MOS	CBL	AMD	MOS
451	Sylhet RWH	Dakshin Sunamganj	42,600	12,234	3.5	37,335	7,242	5.2	82	11	7.5	4,431	749	5.9	50	28	1.8
452	Sylhet RWH	Dakshin Surma	122,300	45,945	2.7	38,160	13,541	2.8	106	15	7.1	6,374	1,371	4.6	200	6	33.3
453	Sylhet RWH	Derai	112,100	36,704	3.1	38,472	13,301	2.9	240	42	5.7	4,532	1,124	4.0	108	61	1.8
454	Sylhet RWH	Dowarabazar	85,000	12,439	6.8	40,577	12,200	3.3	242	9	26.9	5,285	1,203	4.4	200	64	3.1
455	Sylhet RWH	Fenchuganj	22,700	8,103	2.8	32,640	3,187	10.2	99	10	9.9	1,306	302	4.3	151	10	15.1
456	Sylhet RWH	Golapganj	102,400	38,027	2.7	46,410	10,298	4.5	135	42	3.2	6,450	718	9.0	202	48	4.2
457	Sylhet RWH	Gowainghat	79,800	23,615	3.4	30,300	11,190	2.7	142	20	7.1	7,161	2,746	2.6	152	33	4.6
458	Sylhet RWH	Habiganj Sadar	165,400	22,810	7.3	58,565	14,913	3.9	155	30	5.2	7,351	1,777	4.1	100	37	2.7
459	Sylhet RWH	Jagannathpur	62,100	15,154	4.1	32,925	8,504	3.9	213	12	17.8	3,208	412	7.8	50	33	1.5
460	Sylhet RWH	Jaintiapur	97,669	21,546	4.5	48,618	7,365	6.6	195	27	7.2	5,721	2,093	2.7	200	29	6.9
461	Sylhet RWH	Jamalganj	65,660	14,938	4.4	43,130	10,414	4.1	254	2	127.0	3,579	1,216	2.9	164	70	2.3
462	Sylhet RWH	Juri	49,100	9,495	5.2	22,415	6,104	3.7	160	19	8.4	2,430	554	4.4	264	24	11.0
463	Sylhet RWH	Kamalganj	53,200	17,865	3.0	27,480	18,120	1.5	110	41	2.7	5,115	1,591	3.2	100	44	2.3
464	Sylhet RWH	Kanaighat	107,300	36,277	3.0	33,606	12,313	2.7	172	25	6.9	6,784	2,270	3.0	350	50	7.0
465	Sylhet RWH	Kulaura	46,100	14,259	3.2	27,480	12,794	2.1	286	12	23.8	6,550	2,777	2.4	0	42	0.0
466	Sylhet RWH	Lakhai	58,000	6,286	9.2	39,375	7,159	5.5	130	7	18.6	3,154	387	8.1	165	25	6.6
467	Sylhet RWH	Madhabpur	63,300	16,826	3.8	53,925	19,305	2.8	128	16	8.0	5,619	1,017	5.5	192	43	4.5
468	Sylhet RWH	Maulvibazar Sadar	124,500	14,132	8.8	69,565	11,528	6.0	211	50	4.2	9,200	1,380	6.7	0	76	0.0
469	Sylhet RWH	Nabiganj	52,700	9,922	5.3	51,600	14,137	3.6	175	26	6.7	4,100	780	5.3	364	41	8.9
470	Sylhet RWH	Rajnagar	56,900	9,255	6.1	50,080	10,062	5.0	193	19	10.2	5,800	1,560	3.7	8	40	0.2
471	Sylhet RWH	Sreemangal	93,800	21,146	4.4	59,475	17,417	3.4	234	23	10.2	7,311	1,856	3.9	100	70	1.4
472	Sylhet RWH	Sulla	88,100	12,825	6.9	59,595	5,766	10.3	130	7	18.6	1,089	545	2.0	100	34	2.9
473	Sylhet RWH	Sunamganj Sadar	99,500	21,231	4.7	42,495	10,642	4.0	162	33	4.9	5,534	1,528	3.6	116	60	1.9
474	Sylhet RWH	Sylhet Sadar	141,600	93,695	1.5	92,600	53,368	1.7	414	148	2.8	21,128	9,538	2.2	275	247	1.1
475	Sylhet RWH	Tahirpur	75,000	21,854	3.4	43,575	13,658	3.2	147	14	10.5	3,228	461	7.0	150	64	2.3

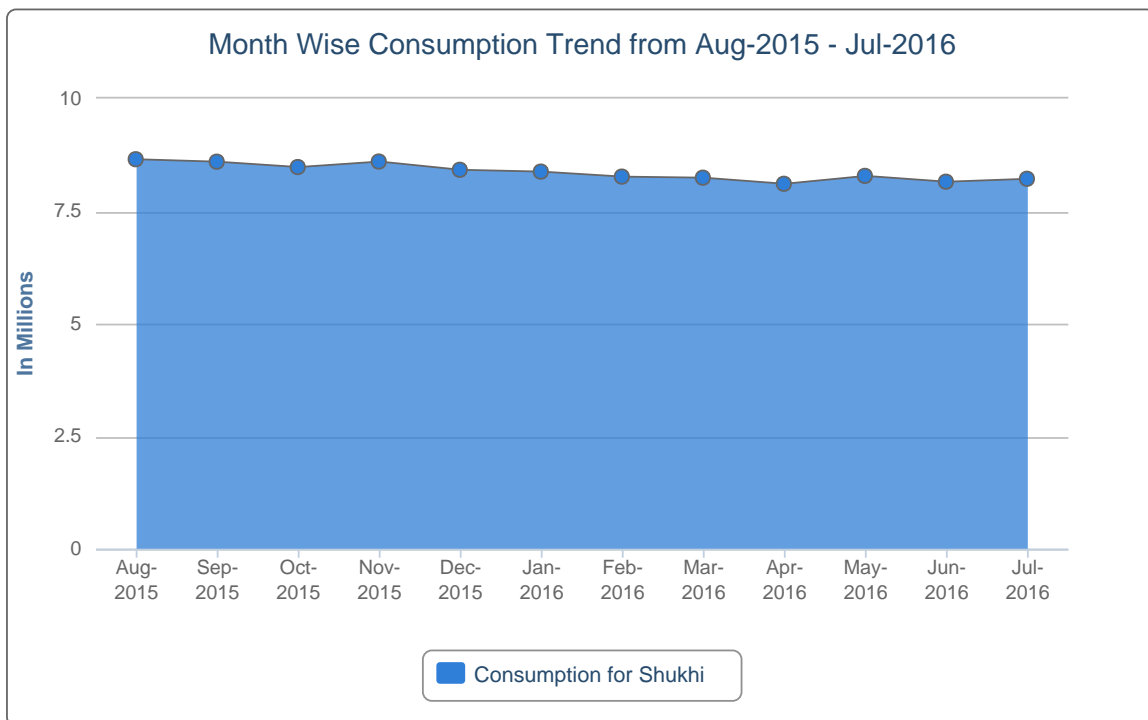
SL	Warehouse Name	Upazila Name	Condom			Shukhi			IUD			Injectables			Implant		
			CBL	AMD	MOS	CBL	AMD	MOS	CBL	AMD	MOS	CBL	AMD	MOS	CBL	AMD	MOS
476	Sylhet RWH	Zakiganj	174,260	49,870	3.5	72,181	10,371	7.0	244	12	20.3	8,824	1,464	6.0	182	45	4.0
477	Tangail RWH	Basail	182,560	35,820	5.1	259,192	12,067	21.5	105	31	3.4	4,087	1,343	3.0	100	95	1.1
478	Tangail RWH	Bhuapur	201,400	28,953	7.0	184,398	19,873	9.3	177	19	9.3	4,144	1,855	2.2	384	63	6.1
479	Tangail RWH	Chauhali	34,800	13,377	2.6	41,760	7,022	5.9	170	26	6.5	6,888	1,024	6.7	192	35	5.5
480	Tangail RWH	Delduar	264,100	38,592	6.8	185,910	19,879	9.4	64	37	1.7	3,240	1,255	2.6	100	34	2.9
481	Tangail RWH	Ghatail	199,700	58,786	3.4	164,700	36,313	4.5	70	27	2.6	9,635	3,595	2.7	356	64	5.6
482	Tangail RWH	Gopalpur	263,400	24,123	10.9	207,450	20,742	10.0	20	36	0.6	3,809	2,160	1.8	100	34	2.9
483	Tangail RWH	Kalihati	241,200	64,444	3.7	113,640	49,328	2.3	140	79	1.8	15,050	7,359	2.0	356	82	4.3
484	Tangail RWH	Madhupur	235,700	31,508	7.5	114,420	41,582	2.8	188	25	7.5	7,505	3,547	2.1	292	84	3.5
485	Tangail RWH	Mirzapur	81,600	32,561	2.5	92,370	32,293	2.9	74	48	1.5	4,345	944	4.6	200	46	4.3
486	Tangail RWH	Nagarpur	81,000	30,346	2.7	77,885	27,274	2.9	180	50	3.6	5,457	2,464	2.2	128	71	1.8
487	Tangail RWH	Sakhipur	60,400	29,898	2.0	52,653	26,813	2.0	97	15	6.5	3,081	969	3.2	164	39	4.2
488	Tangail RWH	Tangail Sadar	166,600	69,468	2.4	128,340	30,082	4.3	185	80	2.3	8,101	3,842	2.1	356	132	2.7

## 7. Month-wise Consumption Trend

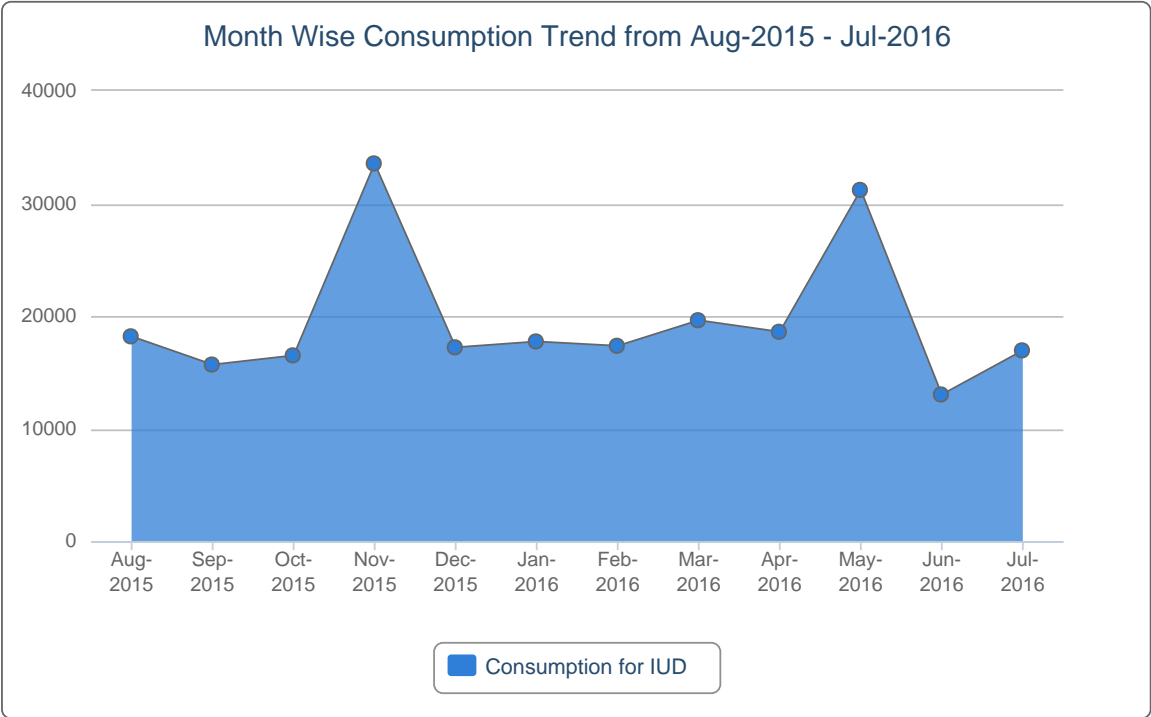
7(a).



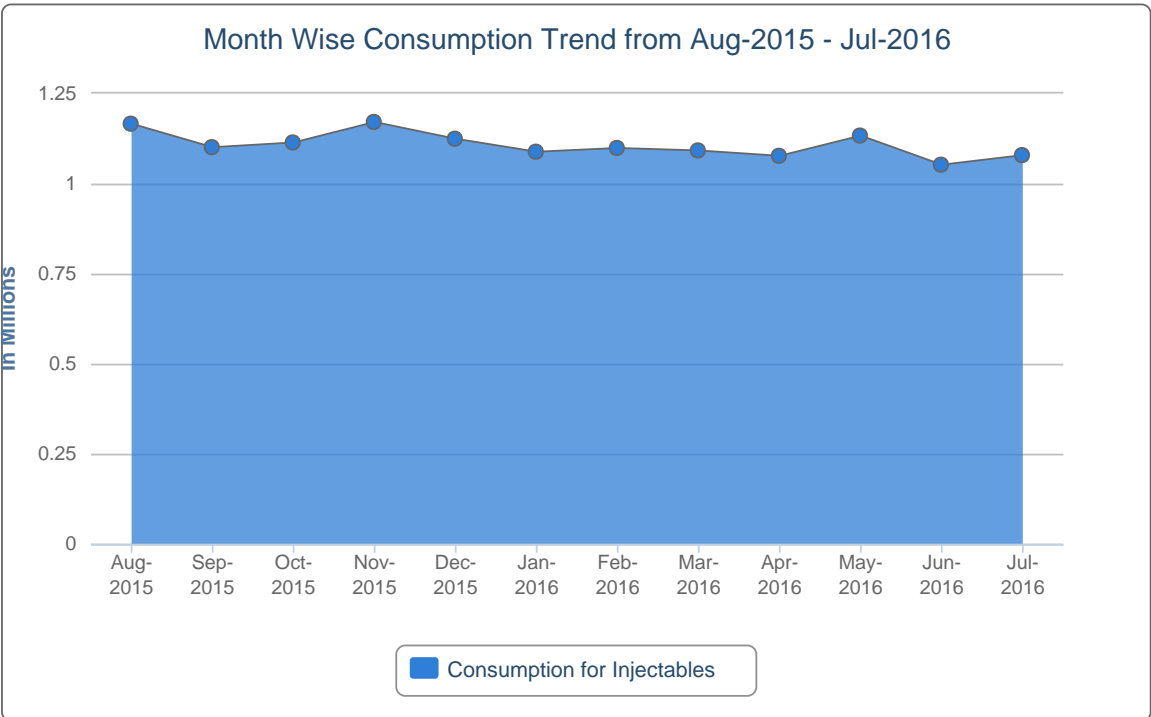
7(b).



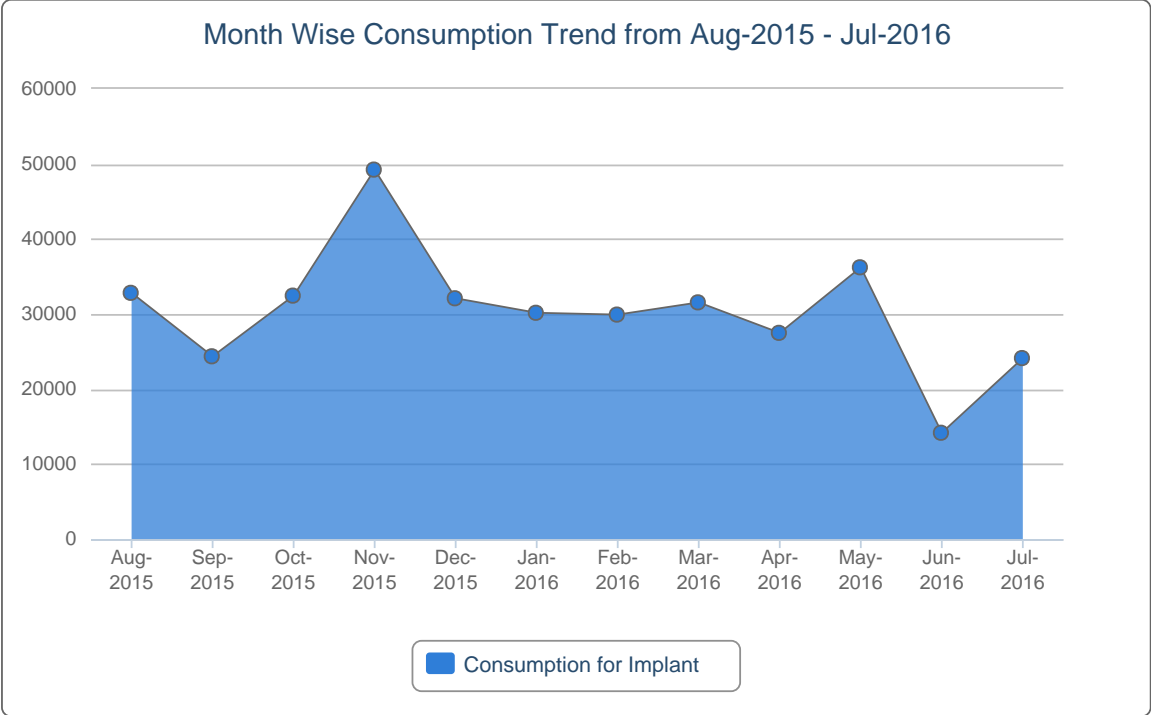
7(c).



7(d).



7(e).



7(f).

## 8. Report on Upazila and Warehouse Having Stock Out in last month

SL	Products Name	No of Stockout WH	% of Stockout WH	No of Stockout Upazila Store	% of Stockout Upazila Store	No of Stockout Upazila Field	% of Stockout Upazila Field
1	Condom	0	0%	0	0%	0	0%
2	Shukhi	0	0%	0	0%	0	0%
3	IUD	0	0%	2	0%	0	0%
4	Injectables	0	0%	0	0%	0	0%
5	Implant	0	0%	0	0%	3	1%
6	DDS Kits	16	76%	386	79%	0	0%

### List of Stock Out Warehouse

SL	Commodity	Warehouse	Phone
<i>No StockOut in Warehouse</i>			

### List of StockOut Upazilas

Commodity	Warehouse	District	Upazila	Phone
<b>IUD</b>	Jamalpur RWH	Kurigram	Raumari, Kurigram	01718239190
	Jamalpur RWH	Sherpur	Sreebardi, Sherpur	01712103606
<b>DDS Kits</b>	Jamalpur RWH	Kurigram	Raumari, Kurigram	01718239190
	Jamalpur RWH	Sherpur	Sreebardi, Sherpur	01712103606



*This report is generated with the financial support of USAID and the technical assistance from Systems for Improved Access to Pharmaceuticals and Services (SIAPS), implemented by Management Sciences for Health-MSH.*

*If you need more information, please visit at <http://www.dgfplmis.org>*