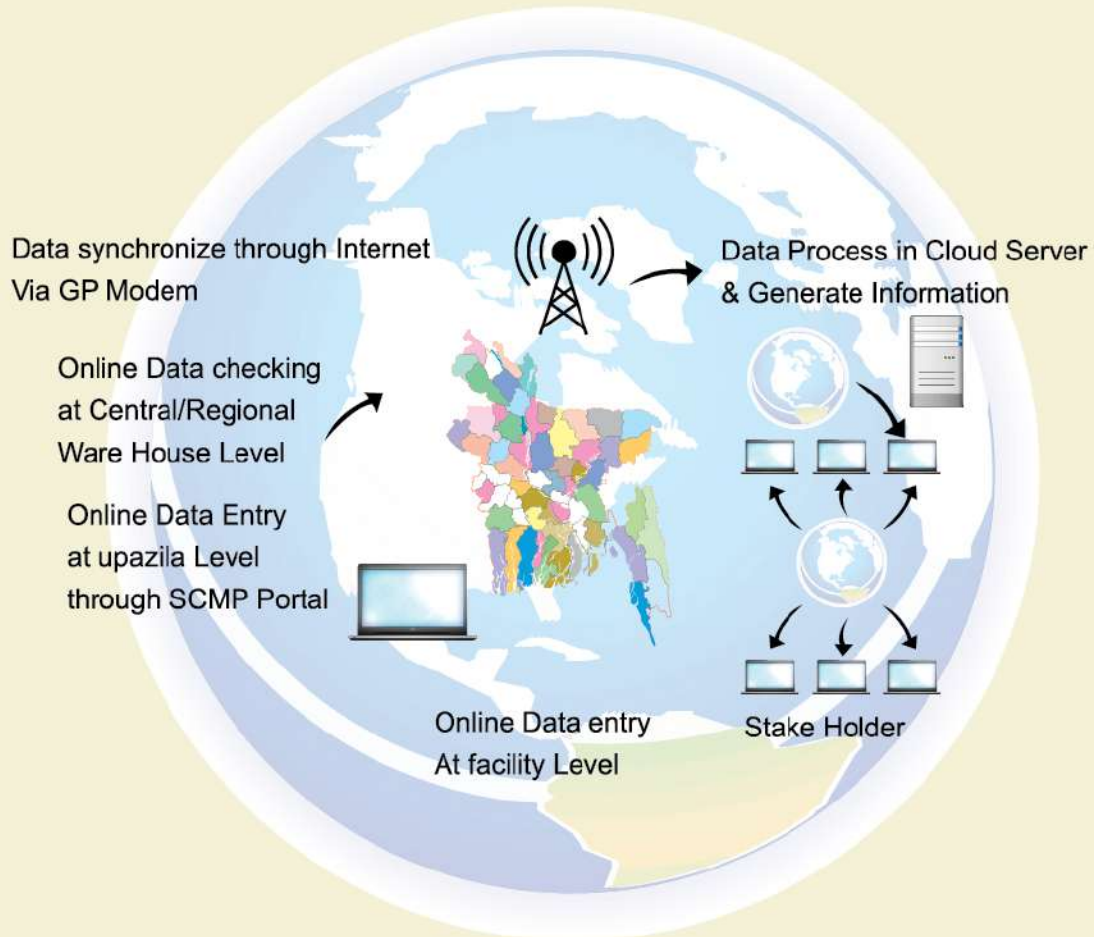




মুজিববর্ষে স্বাস্থ্য খাত
এগিয়ে যাবে অনেক ধাপ

FAMILY PLANNING MONTHLY LOGISTICS REPORT August 2020

Logistics Management Information System (LMIS) Data Flow System



Management Information System (MIS)
Directorate General of Family Planning (DGFP)

Government of the People's Republic of Bangladesh
Medical Education and Family Welfare Division
Directorate General of Family Planning
Management Information System (MIS)
6, Kawran Bazar, Dhaka- 1215
www.dgfp.gov.bd

Memo No. 59.11.00000.402.16.002.19-178

Date: 15 October, 2020.

Sub: Family Planning Monthly Logistics Report for the Month of August, 2020.

Family Planning Monthly Logistics Report for the Month of August, 2020 is sent herewith for your kind information & necessary action. This report is prepared on the basis of Form-7 submitted by Warehouses and Form-7B submitted by Upazila Family Planning Offices by using WIMS & UIMS operational tools. It provides useful information on monthly distribution and stock balance of all the major contraceptives & DDS Kits of Warehouse/Upazila Stores. For more information you are requested to visit at www.scmpbd.org web site.

Comments and suggestions for improvement of this report will be highly appreciated.



(Khan Md. Rezaul Karim)
Additional Secretary (MEFW Division)
and
Director & Line Director (MIS)
Phone: 55012352
Mail: dirmis@dgfp.gov.bd

Memo No. 59.11.00000.402.16.002.19-178/1(204)

Date: 15 October, 2020.

Copy of the report forwarded to:

1. Secretary, Medical Education & Family Welfare Division, Ministry of Health & Family Welfare, Bangladesh Secretariat, Dhaka.
2. Additional Secretary (Admin), Medical Education & Family Welfare Division, Ministry of Health & Family Welfare, Bangladesh Secretariat, Dhaka.
3. Director (Administration), Directorate General of Family Planning, 6 Kawran Bazar, Dhaka 1215.
4. Joint Secretary (Development), Medical Education & Family Welfare Division, Ministry of Health & Family Welfare, Bangladesh Secretariat, Dhaka.
5. Director (Logistics & Supply) and Line Director (Procurement, Storage & Supply Management), Directorate General of Family Planning, 6 Kawran Bazar, Dhaka 1215.
6. Director & Line Director (MIS), Directorate General of Family Planning, 6 Kawran Bazar, Dhaka.
7. Director Finance & Line Director (Family Planning Field Service Delivery), Directorate General of Family Planning, 6 Kawran Bazar, Dhaka 1215.
8. Director (IEM) & Line Director (Information, Education and Communication), Directorate General of Family Planning, 6 Kawran Bazar, Dhaka 1215.

9. Director (Planning) & Line Director (Planning Monitoring and Evaluation), Directorate General of Family Planning, 6 Kawran Bazar, Dhaka 1215.
10. Director (MCH-Services) & Line Director (MCRAH), Directorate General of Family Planning, 6 Kawran Bazar, Dhaka 1215.
11. Line Director (CCSDP, Directorate General of Family Planning, 6 Kawran Bazar, Dhaka 1215.
12. Director (Audit), Directorate General of Family Planning, 6 Kawran Bazar, Dhaka 1215.
13. Divisional Director, Family Planning, Dhaka / Chittagong / Rajshahi / Khulna / Sylhet / Barisal/ Rangpur/ Mymensingh Division.
14. Joint Chief (Planning), Health Service Division, Ministry of Health & Family Welfare, Bangladesh Secretariat, Dhaka
15. Joint Chief (Population & Planning wing), Planning commission, Sher-e-Bangla Nagar, Dhaka.
16. Joint Chief (Planning), Program Management and Monitoring Unit (PMMU), Azimpur, Dhaka-1205.
17. Superintendent, Maternal & Child Health Training Institute (MCHTI), Azimpur, Dhaka.
18. Director, Mohammadpur Fertility Services & Training Centre (MFSTC), Mohammadpur, Dhaka.
19. Director, Maternal & Child Health Training Institute (MCHTI), Lalkuthi, Mirpur, Dhaka.
20. P.S. to the Honorable Minister, Ministry of Health and Family Welfare, Bangladesh Secretariat, Dhaka, for kind information of the Honorable Minister.
21. Deputy Chief (Planning), Medical Education & Family Welfare Division, Ministry of Health & Family Welfare, Bangladesh Secretariat, Dhaka.
22. Additional Director (Drugs and Stores), Directorate General of Family Planning, Central Warehouse, Mohakhali, Dhaka.
23. Deputy Director, Family Planning, ----- District (You are requested to take appropriate measures to ensure timely online submission of Form 7B report from upazilas).
24. Regional/District Consultant, FPCS-QIT, District Family Planning Office, ----- District.
25. Central/Regional Supply Officer, Family Planning, ----- CWH/RWHs.
26. Assistant Maintenance Engineer, MIS Unit, DGFP (Requested to upload this report to DGFP website).
27. Country Project Director, SIAPS/MSH, House: 3, Road: No. 23B, Gulshan-1, Dhaka-1212.
28. Country Director, the World Bank, E-32, Agargaon, Sher-e-Bangla Nagar, Dhaka-1207.
29. Team Leader, Population & Health Team, USAID, Madani Avenue, Baridhara, Dhaka.
30. Country Representative, UNFPA, IDB Bhaban, Agargaon, Sher-E-Bangla Nagar, Dhaka.
31. Managing Director, SMC, SMC Tower, 33 Banani C/A, Dhaka-1213.
32. Documentation Center, IEM Unit, Directorate General of Family Planning, 6 Kawran Bazar, Dhaka.
33. Responsible person of Dispatch Section, MIS Unit, DGFP (Requested to distribute the published 'Family Planning Monthly Logistics Report' to concerned Person/Office/Organization).
34. PA to Director General, Directorate General of Family Planning, 6 Kawran Bazar, Dhaka 1215.
35. Concerned Organization/Person.



 15.10.20
 (Md. Abul Kalam Azad)
 Deputy Program Manager (MIS)

Table Of Contents

	Page
1. DGFP Stock Status Report	1-2
2. National Receipts Quantity by Product by Month	3
3. National Level Contraceptive Summary Report	4
4. Stock Status Report at Different Levels	5
5. Contraceptive Stock Status by Product at Upazila Store and Field	6-10
6. Contraceptive Stock Status by Product at Regional Warehouses/Upazila	11-31
7. Month-wise Consumption Trend	32-34
8. Report on Upazila and Warehouse Having Stock Out in last month	35

1. DGFP Stock Status Report

Year →	2020												2021												2022												2023							
	9	10	11	12	1	2	3	4	5	6	7	8	9	10	11	12	1	2	3	4	5	6	7	8	9	10	11	12	1	2	3	4	5	6	7	8								
Min.-Max. →	Min												Max																															
Product ↓	CS - 68.43m : 9.1 MOS																																											
Condom	9.1 MOS												88.81m = 11.8 MOS												170m = 22.0 MOS (January 2024) →																			
*AMC = 7.53m													FY 2019-20: 175.75m (86.94m received)												FY 2020-21: 170m (GoB Rev.)																			
	CS - 62.63m : 10.5 MOS																																											
Pill (Total)	10.5 MOS												30.5m = 5.1 MOS												118.47m = 20.0 MOS																			
*AMC = 5.93m													FY 2019-20												FY 2020-21: 53.47m (2G), 60.5m (3G) & 4.5m (POP)																			
	CS (0.659m): 77.6 MOS																																											
IUD	77.6 MOS (November 2026) →																																											
*AMC = 8,496																																					FY 2020-21: 16m (14m - RPA & 2m Rev.)							
	CS (19.83m): 27.0 MOS																																											
Injectables	27.0 MOS																																											
*AMC = 0.735m																																					16m = 21.7 MOS (August 2024) →							
	CS-(0.363m) - 14.3 MOS																																											
													FY 2019-20: 0.3m												FY 2020-21: 0.55m (RPA)																			
Implant	14.3 MOS												0.3m = 12.6 MOS												0.55m = 23.0 MOS (Oct. 2024) →																			
*AMC = 23,699																																												
	Pill (Total): 2nd & 3rd generation Shukhi and APON																																											
	*AMC is calculated based on past 6-months consumption																																											
	Data Sources: DGFP/L&S unit, DGFP LMIS web site - https://scmpbd.org/ Central Warehouse WIMS data and Approved DGFP Procurement Plan																																											
	National min-max stock level is 6 & 10 MOS																																											
	AMC = Average Monthly Consumption																																											
													Legend:																															
													<div style="display: flex; flex-direction: column; gap: 5px;"> <div style="display: flex; align-items: center;"> Current Stock (CS): Less than 3 MOS</div> <div style="display: flex; align-items: center;"> Current Stock (CS): MOS 3.0 to Less than 6 MOS</div> <div style="display: flex; align-items: center;"> Current Stock (CS): MOS 6 and above</div> <div style="display: flex; align-items: center;"> Planned for FY 2020-21</div> <div style="display: flex; align-items: center;"> Procurement completed, yet to be received</div> <div style="display: flex; align-items: center;"> Donation</div> </div>																															

DGFP STOCK STATUS NOTES
(For Contraceptives)
Month: August 2020

CONDOM – Current national stock is 68.43 million pieces and this stock can be used up to May 2021.

- 2019-20: GoB (Rev.) – 175.75 million pcs: DGFP received 86.94 million as of 31st August 2020. Rest 88.81 million is scheduled to deliver to DGFP from September 2020 and onward.
- 2020-21: GoB (Rev.) – 170 million pcs. Planned to procure.

PILL – Current national stock of Oral Contraceptive Pill is 62.63 million cycles which will go up to July 2021.

- 2019-20: GoB (RPA) – 50 million cycles (2nd generation): DGFP received 25.0m as of 31st August 2020, rest 25m is scheduled to deliver to DGFP from September 2020 and onward.
- 2019-20: GoB (RPA) – 11 million cycles (3rd generation): DGFP received 5.5m as of 31st August 2020, rest 5.5m is scheduled to deliver to DGFP from September 2020 and onward.
- 2020-21:GoB(RPA) – 22.47 million cycles (2nd Generation) plan approved by DG.
- 2020-21: GoB (RPA) – 54.5 million cycles (3rd Generation) plan approved by DG.
- 2020-21: GoB (RPA) – 4 million cycles (POP - Apon) plan approved by DG.
- 2020-21: GoB (Rev.) – 31m (2nd Generation), 6m (3rd Generation) and 0.5m cycles (POP) planned to procure.

IUD – Current national stock is 0.659 million pcs and this stock can be used up to November 2026.

INJECTABLES – Current stock of 19.83 million vials and that can be used up to November 2022.

- 2020-21: GoB (RPA) – 14 million vials plan approved by DG.
- 2020-21: GoB (Rev.) – 2 million vials planned to procure.

IMPLANT – Current stock is 0.363 million sets and this can be used up to November 2021.

- 2019-20: GoB (RPA) - 300,000 sets: Tender opened for single rod and two rod is on 02/06/2020 & 04/06/2020 respectively. TEC meeting under process. This procurement will be carry forward to FY2020-21.
- 2020-21: GoB (RPA) – 0.275 sets of single rod implant plan approved by DG.
- 2020-21: GoB (RPA) – 0.275 sets of two rod implant plan approved by DG.

You can also download the previous reports from <http://www.scmpbd.org>

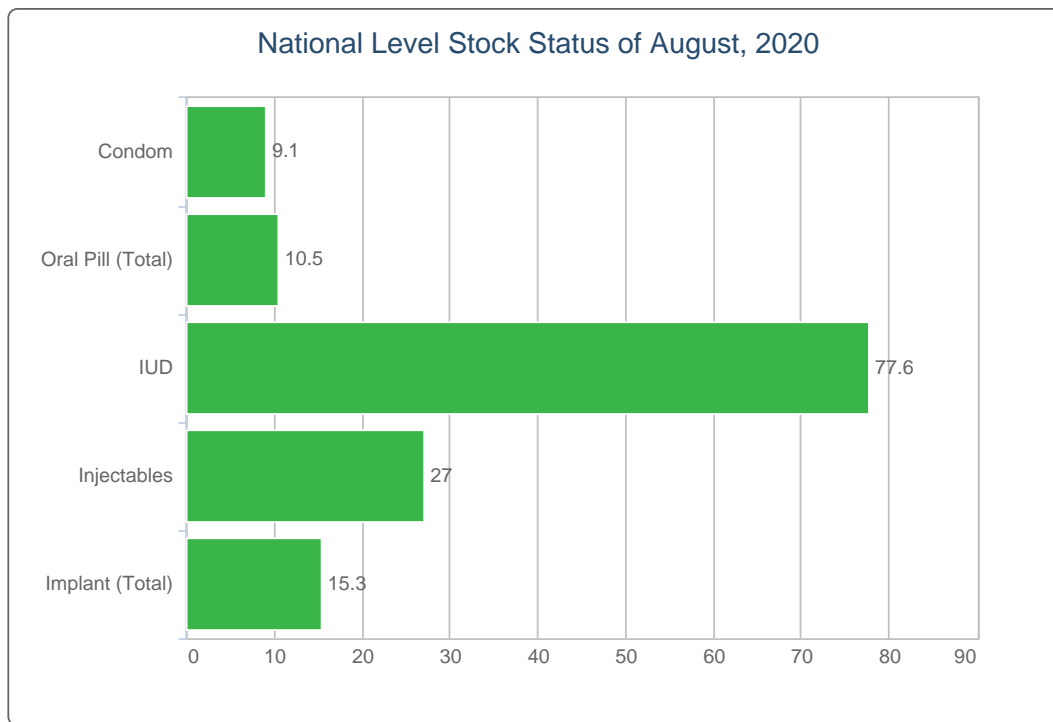
2. National Receipts Quantity by Product by Month

Contraceptive Received Report

Month: August, 2020

Item	Supplier	Receiver	Date Receipts	Qty
Shukhi (2nd Gen)	TECHNO DRUGS Ltd	Chattogram RWH	31/08/20	5,529,095
Total				5,529,095

3. National Level Contraceptive Summary Report

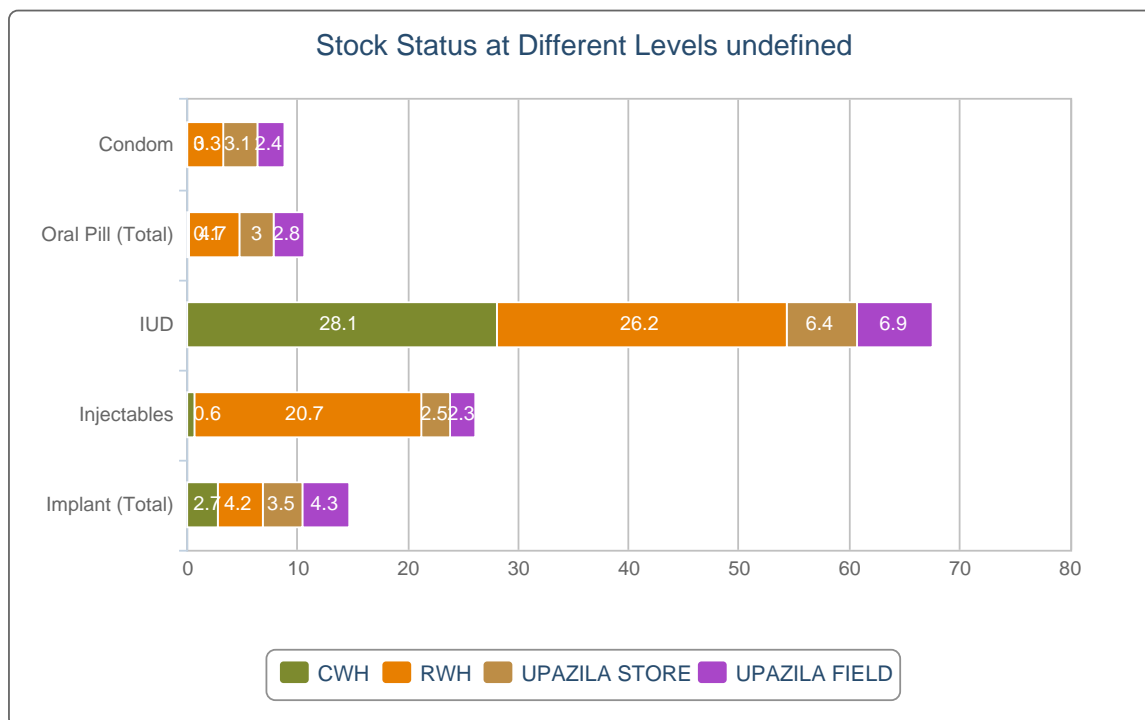


■ MOS less than 4.0
 ■ MOS 4.0 - 7.9
 ■ MOS 8.0 and above
 MOS = Month of Stock

National Level Stock Status of August, 2020

SL	Name of Products	Reported Consumption	Reported Closing Balance	Average Monthly Consumption	MOS
1	Condom	7,792,200	68,438,297	7,537,950	9.1
2	Oral Pill (Total)	5,922,851	62,636,921	5,938,816	10.5
3	IUD	9,758	659,335	8,496	77.6
4	Injectables	758,602	19,838,552	735,077	27.0
5	Implant (Total)	24,716	363,475	23,699	15.3

4. Stock Status Report at Different Levels

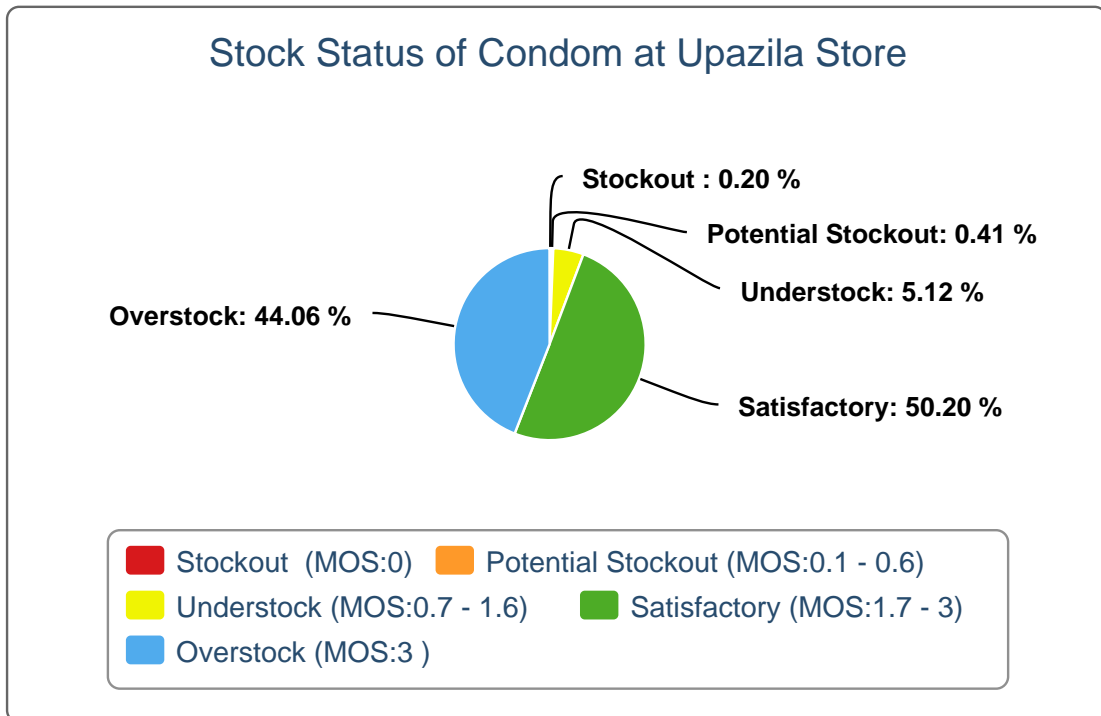


Stock Status at Different Levels August, 2020

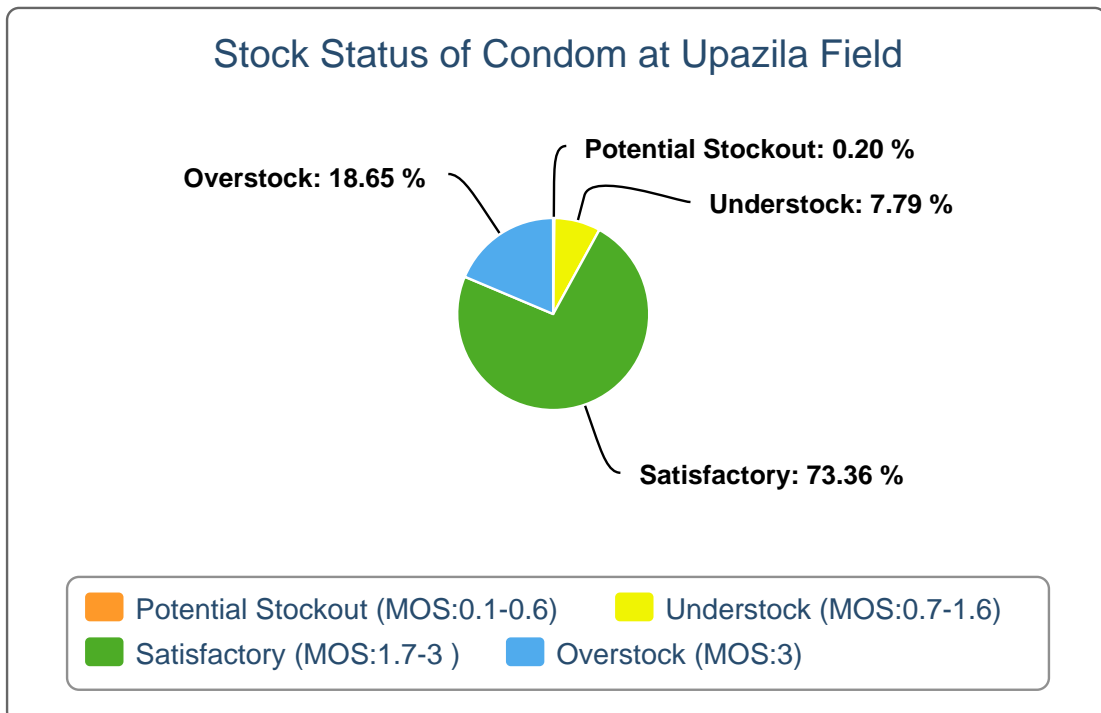
Products	Avg. Consump. of Last 6 Months	CWH Level	MOS	RWH Level	MOS	Upazila Level	MOS	Field Level	MOS	National Level	MOS
Condom	7,537,950	328,600	0	26,784,450	3.6	24,123,053	3.2	18,477,644	2.5	68,572,753	9.1
Oral Pill (Total)	5,938,816	737,704	0.1	29,092,568	4.9	17,860,535	3	16,331,474	2.7	62,759,980	10.6
IUD	8,496	274,350	32.3	268,161	31.6	62,063	7.3	67,531	7.9	660,630	77.8
Injectables	735,077	450,581	0.6	16,473,345	22.4	1,934,263	2.6	1,764,808	2.4	19,877,528	27
Implant (Total)	23,699	67,693	2.9	107,844	4.6	86,266	3.6	106,807	4.5	364,189	15.4

5. Contraceptive Stock Status by Product at Upazila Store and Field

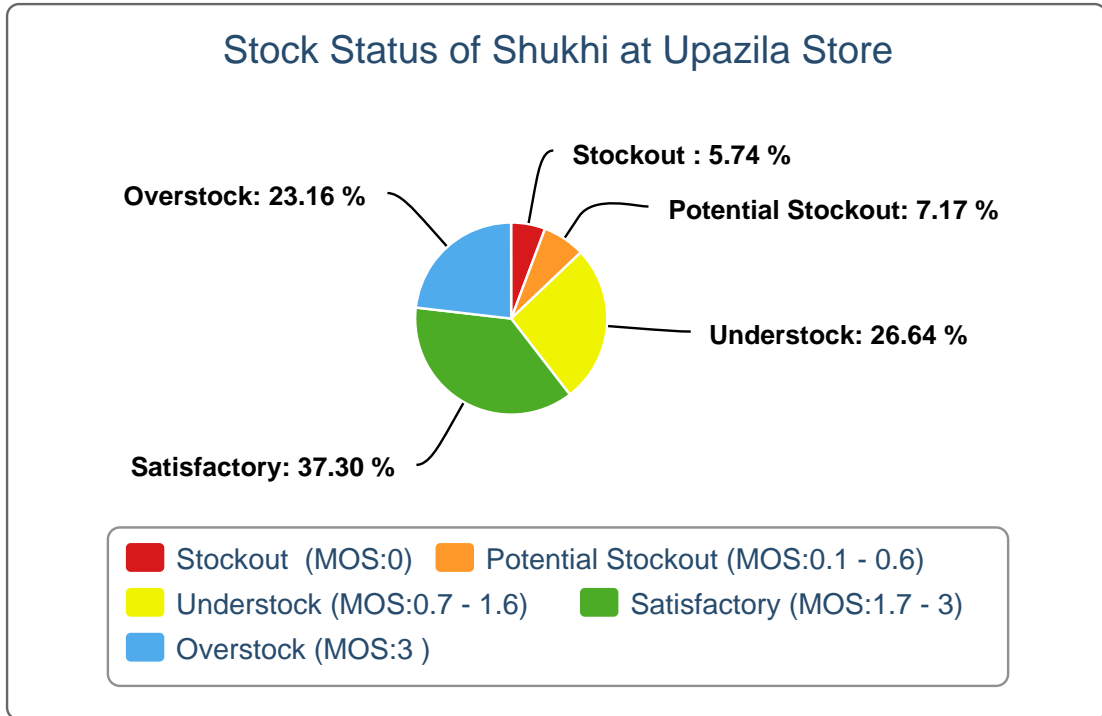
5(a).



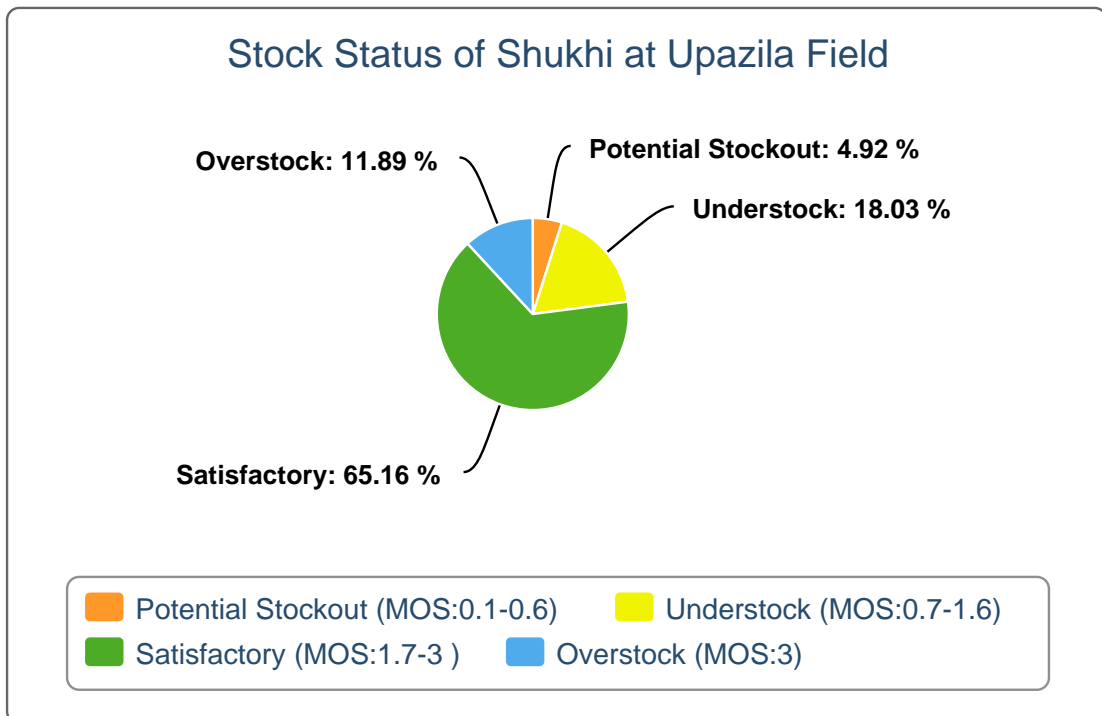
5(b).



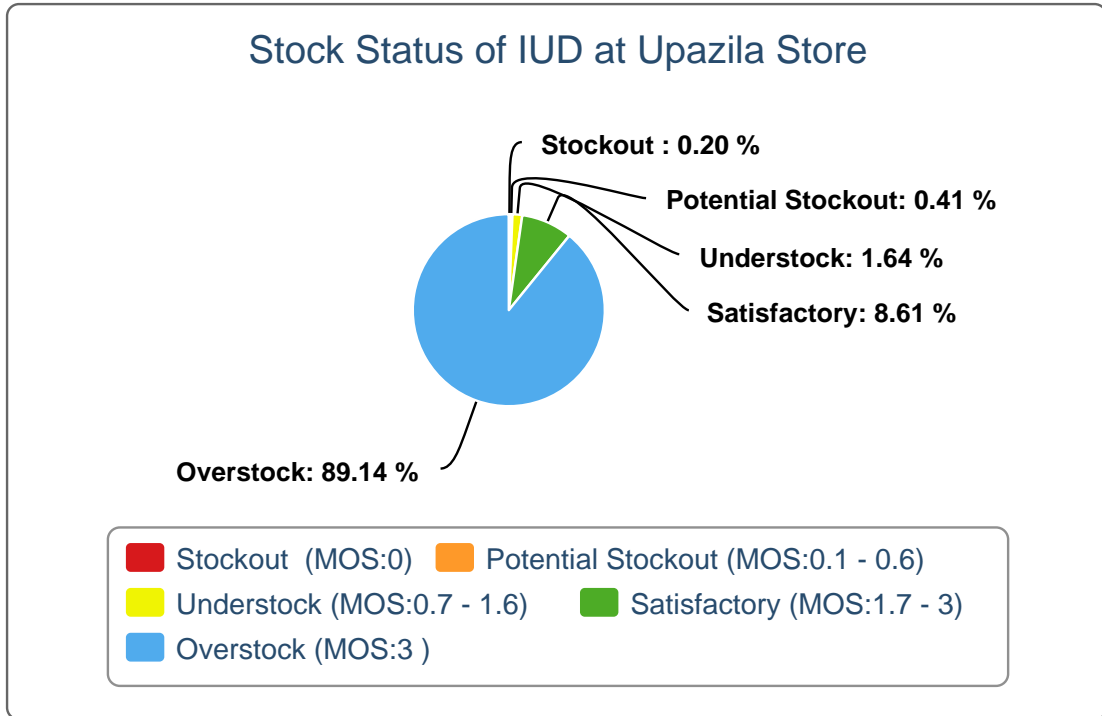
5(c).



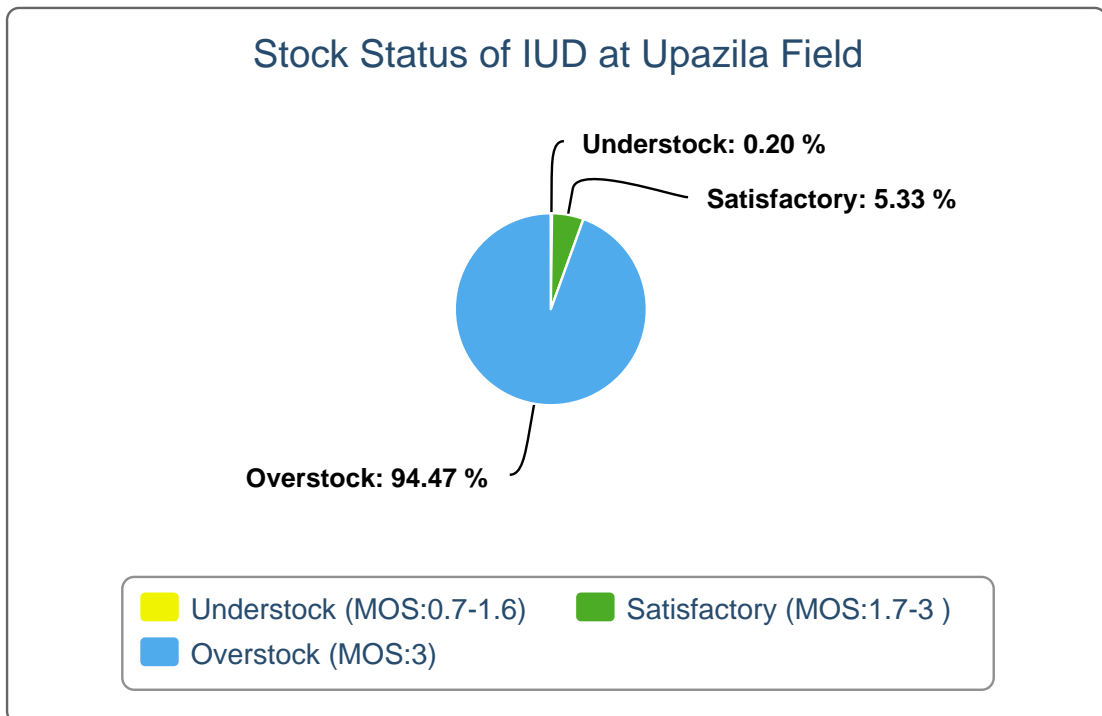
5(d).



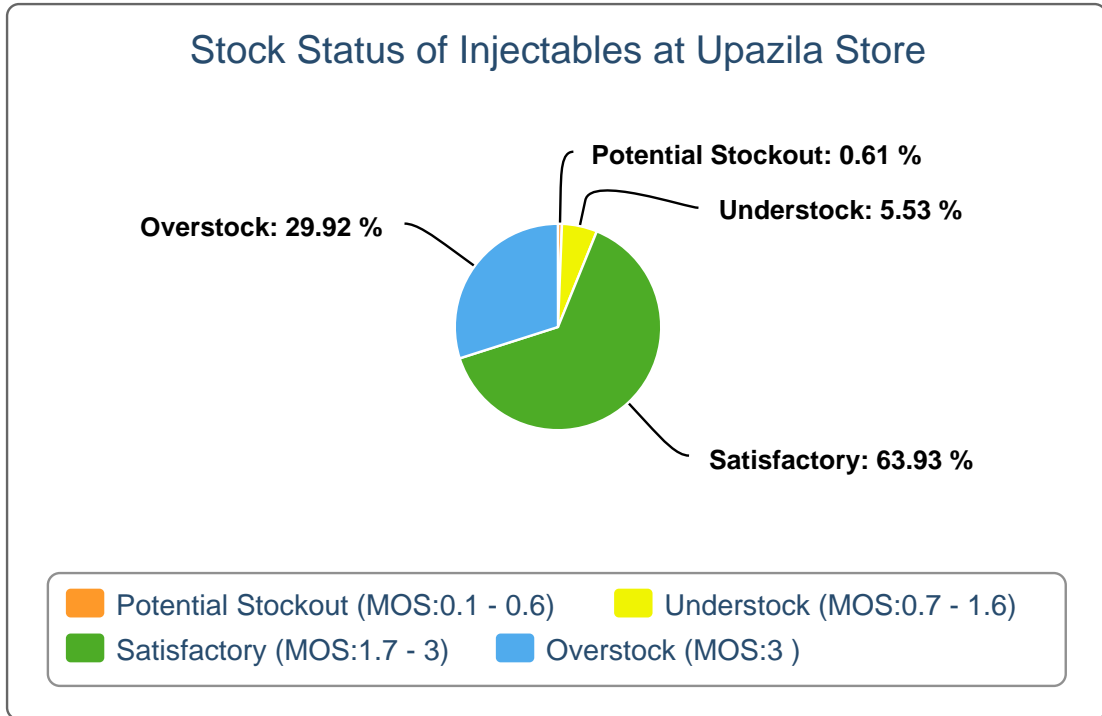
5(e).



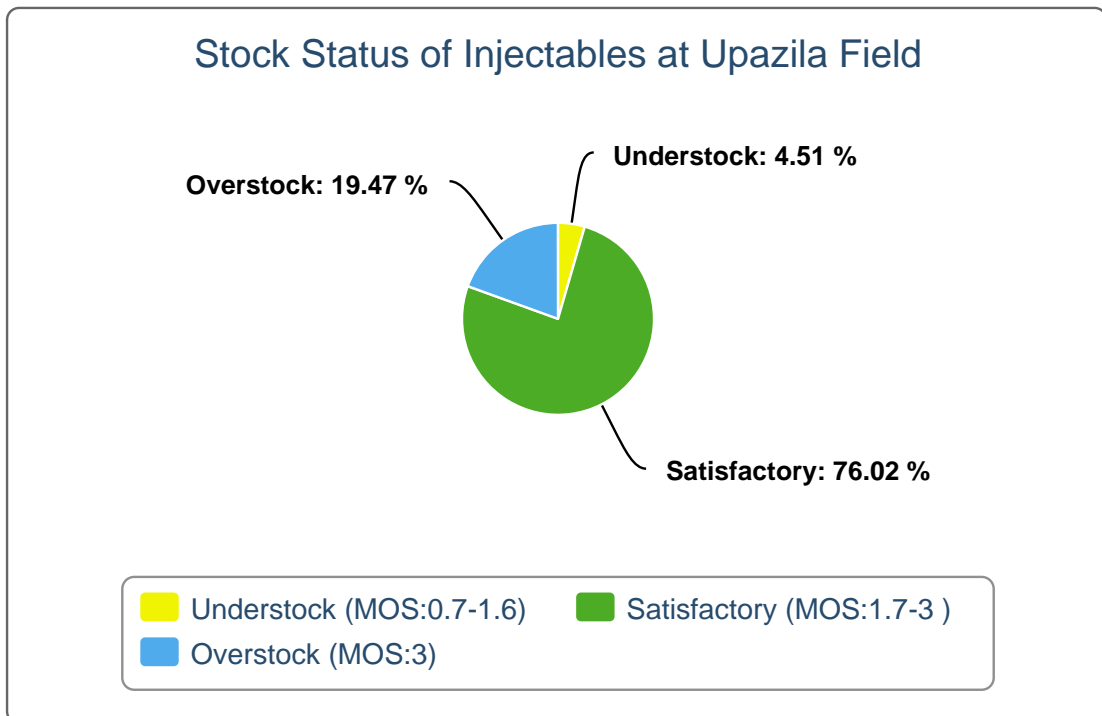
5(f).



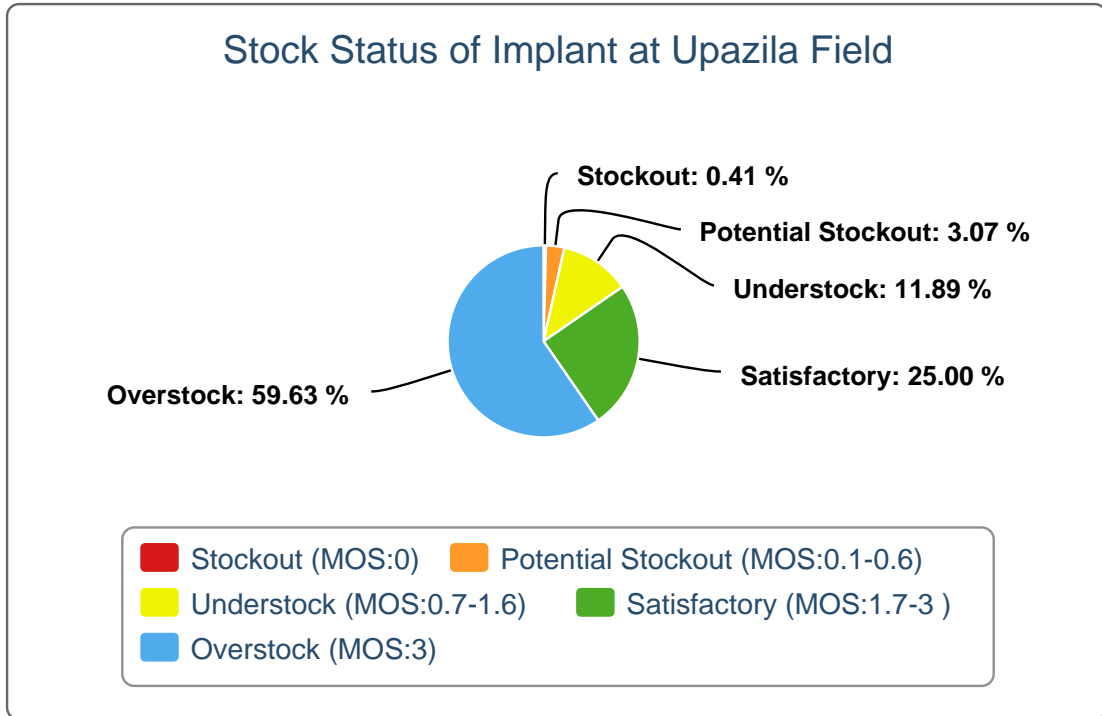
5(g).



5(h).



5(i).



6(a). Contraceptive Stock Status by Product at Regional Warehouses

SL	WH Name	Condom			Shukhi			IUD			Injectables			Implant		
		CBL	AMD	MOS	CBL	AMD	MOS	CBL	AMD	MOS	CBL	AMD	MOS	CBL	AMD	MOS
1	Bandarban RWH	154,800	33,283	4.7	138,720	18,928	7.3	875	76	11.5	14,000	2,477	5.7	800	162	4.9
2	Bhola RWH	79,200	55,197	1.4	221,760	54,605	4.1	4,650	85	54.7	124,000	26,875	4.6	3,250	261	12.5
3	Bogura RWH	255,600	450,734	0.6	8,012,000	337,216	23.8	22,100	295	74.9	3,855,600	26,834	143.7	8,800	1,662	5.3
4	Chattogram RWH	12,380,600	335,094	36.9	13,194,058	271,735	48.6	35,730	833	42.9	5,247,400	41,701	125.8	9,648	1,751	5.5
5	Cumilla RWH	342,000	434,751	0.8	722,400	314,705	2.3	9,300	865	10.8	118,000	54,020	2.2	3,300	1,540	2.1
6	Dhaka CWH	328,600	1,014,374	0.3	737,704	614,203	1.2	274,350	1,060	258.8	450,581	74,912	6.0	67,693	1,864	36.3
7	Dinajpur RWH	198,000	164,634	1.2	44,160	259,784	0.2	17,150	163	105.2	83,000	28,424	2.9	3,650	1,251	2.9
8	Faridpur RWH	630,000	415,598	1.5	529,440	276,351	1.9	20,550	595	34.5	148,000	29,070	5.1	4,300	1,579	2.7
9	Jamalpur RWH	608,400	281,923	2.2	272,160	224,065	1.2	11,150	132	84.5	88,000	24,037	3.7	4,200	799	5.3
10	Jashore RWH	781,200	394,280	2.0	302,880	247,185	1.2	15,700	265	59.2	172,500	33,575	5.1	6,450	856	7.5
11	Khulna RWH	3,721,200	464,068	8.0	557,770	307,151	1.8	21,350	288	74.1	4,949,500	28,871	171.4	7,500	900	8.3
12	Kushtia RWH	302,400	260,499	1.2	396,480	138,979	2.9	6,786	117	58.0	90,700	26,716	3.4	5,850	498	11.7
13	Mymensingh RWH	1,656,000	576,115	2.9	440,160	692,837	0.6	5,650	495	11.4	80,000	46,087	1.7	5,600	1,996	2.8
14	Noakhali RWH	385,200	201,166	1.9	745,440	140,844	5.3	4,500	473	9.5	13,500	33,979	0.4	5,461	1,186	4.6
15	Pabna RWH	813,600	418,235	1.9	734,420	305,107	2.4	5,400	530	10.2	44,000	36,956	1.2	5,950	693	8.6
16	Patuakhali RWH	252,400	89,569	2.8	270,240	123,244	2.2	12,400	175	70.9	171,400	19,986	8.6	9,800	944	10.4
17	Rajshahi RWH	702,000	544,664	1.3	213,120	271,136	0.8	17,425	260	67.0	122,600	28,199	4.3	2,600	805	3.2
18	Rangamati RWH	198,000	41,276	4.8	190,560	33,539	5.7	925	69	13.4	21,000	2,572	8.2	1,100	200	5.5
19	Rangpur RWH	1,173,600	449,353	2.6	281,760	616,735	0.5	15,050	903	16.7	131,000	85,551	1.5	5,700	2,188	2.6
20	Sylhet RWH	795,600	476,501	1.7	363,840	307,769	1.2	24,000	383	62.7	96,700	40,670	2.4	5,850	1,441	4.1
21	Tangail RWH	79,200	243,496	0.3	75,840	212,534	0.4	4,700	196	24.0	118,000	18,912	6.2	2,900	521	5.6

6(b). Contraceptive Stock Status by Product at Upazila

SL	Warehouse Name	Upazila Name	Condom			Shukhi			IUD			Injectables			Implant		
			CBL	AMD	MOS	CBL	AMD	MOS	CBL	AMD	MOS	CBL	AMD	MOS	CBL	AMD	MOS
1	Bandarban RWH	Alikadam	14,832	9,885	1.5	4,425	2,982	1.5	40	14	2.9	1,316	505	2.6	112	32	3.5
2	Bandarban RWH	Bandarban Sadar	9,628	3,161	3.0	7,880	2,997	2.6	59	15	3.9	1,501	394	3.8	82	28	2.9
3	Bandarban RWH	Lama	11,880	5,204	2.3	6,235	4,681	1.3	24	28	0.9	1,703	622	2.7	99	41	2.4
4	Bandarban RWH	Naikhongchhari	14,240	6,000	2.4	8,425	3,419	2.5	43	5	8.6	892	582	1.5	75	15	5.0
5	Bandarban RWH	Rowangchhari	5,964	2,309	2.6	3,930	1,813	2.2	40	4	10.0	326	142	2.3	24	14	1.7
6	Bandarban RWH	Ruma	8,652	4,374	2.0	3,182	1,423	2.2	54	5	10.8	335	88	3.8	85	13	6.5
7	Bandarban RWH	Thanchi	4,350	2,350	1.9	4,435	1,613	2.7	40	5	8.0	154	144	1.1	38	19	2.0
8	Barishal RWH	Agailjhara	18,710	5,775	3.2	12,602	6,779	1.9	71	10	7.1	1,733	557	3.1	100	32	3.1
9	Barishal RWH	Babuganj	17,100	4,875	3.5	12,580	5,753	2.2	52	13	4.0	1,901	521	3.6	0	20	0.0
10	Barishal RWH	Bakerganj	26,448	14,348	1.8	23,975	13,154	1.8	62	14	4.4	3,536	1,746	2.0	300	34	8.8
11	Barishal RWH	Banari Para	17,944	5,339	3.4	21,305	6,838	3.1	25	4	6.3	2,017	513	3.9	250	12	20.8
12	Barishal RWH	Barishal Sadar (kotwali)	59,604	26,560	2.2	26,010	13,885	1.9	179	34	5.3	6,096	2,772	2.2	350	41	8.5
13	Barishal RWH	Bhandaria	40,972	10,630	3.9	30,445	7,245	4.2	101	8	12.6	2,925	938	3.1	200	27	7.4
14	Barishal RWH	Gaurnadi	22,000	7,666	2.9	18,780	9,414	2.0	92	11	8.4	2,431	900	2.7	50	19	2.6
15	Barishal RWH	Hizla	21,404	7,146	3.0	21,750	5,255	4.1	86	6	14.3	5,048	1,366	3.7	300	15	20.0
16	Barishal RWH	Indurkani	11,792	3,878	3.0	11,455	4,490	2.6	23	5	4.6	1,603	503	3.2	100	21	4.8
17	Barishal RWH	Jhalokati Sadar	28,700	7,384	3.9	34,460	6,591	5.2	34	11	3.1	2,223	658	3.4	300	50	6.0
18	Barishal RWH	Kanthalia	18,525	3,681	5.0	28,270	4,193	6.7	28	3	9.3	1,165	609	1.9	50	16	3.1
19	Barishal RWH	Kawkhali	14,000	4,830	2.9	14,645	3,579	4.1	55	14	3.9	1,140	330	3.5	50	15	3.3
20	Barishal RWH	Mathbaria	72,432	14,306	5.1	77,365	16,627	4.7	107	13	8.2	4,055	1,469	2.8	50	57	0.9
21	Barishal RWH	Mehendiganj	22,000	10,983	2.0	20,215	9,117	2.2	98	20	4.9	10,730	4,583	2.3	200	18	11.1
22	Barishal RWH	Muladi	9,260	8,772	1.1	13,640	6,489	2.1	35	4	8.8	5,220	1,764	3.0	50	23	2.2
23	Barishal RWH	Nalchity	15,552	6,350	2.4	14,590	6,505	2.2	49	3	16.3	2,502	1,169	2.1	110	42	2.6
24	Barishal RWH	Nazirpur	45,360	14,147	3.2	30,620	10,711	2.9	70	17	4.1	3,400	1,235	2.8	100	31	3.2
25	Barishal RWH	Nesarabad (swarupkati)	42,892	16,247	2.6	29,920	12,698	2.4	51	15	3.4	3,987	1,104	3.6	100	45	2.2

SL	Warehouse Name	Upazila Name	Condom			Shukhi			IUD			Injectables			Implant		
			CBL	AMD	MOS	CBL	AMD	MOS	CBL	AMD	MOS	CBL	AMD	MOS	CBL	AMD	MOS
26	Barishal RWH	Pirojpur Sadar	40,888	7,889	5.2	43,645	7,156	6.1	99	25	4.0	2,064	737	2.8	100	33	3.0
27	Barishal RWH	Rajapur	30,472	4,847	6.3	27,615	3,784	7.3	4	3	1.3	1,051	491	2.1	75	8	9.4
28	Barishal RWH	Wazirpur	26,748	7,487	3.6	20,643	9,901	2.1	74	5	14.8	2,124	688	3.1	167	43	3.9
29	Bhola RWH	Bhola Sadar	27,660	9,646	2.9	39,478	9,812	4.0	266	38	7.0	11,018	4,650	2.4	190	59	3.2
30	Bhola RWH	Burhanuddin	16,726	3,840	4.4	19,040	7,415	2.6	146	11	13.3	7,665	1,260	6.1	200	19	10.5
31	Bhola RWH	Char Fasson	41,100	16,944	2.4	33,065	15,126	2.2	290	16	18.1	19,005	7,864	2.4	338	41	8.2
32	Bhola RWH	Daulat Khan	29,300	3,638	8.1	43,260	4,688	9.2	130	3	43.3	8,500	3,105	2.7	230	15	15.3
33	Bhola RWH	Lalmohan	43,810	13,846	3.2	48,185	11,863	4.1	218	10	21.8	18,995	6,022	3.2	350	58	6.0
34	Bhola RWH	Manpura	6,888	3,514	2.0	6,287	2,629	2.4	86	3	28.7	3,882	1,744	2.2	70	36	1.9
35	Bhola RWH	Tazumuddin	28,798	3,769	7.6	43,246	3,072	14.1	102	4	25.5	7,984	2,230	3.6	42	33	1.3
36	Bogura RWH	Adamdighi	22,200	8,036	2.8	53,825	5,247	10.3	60	16	3.8	678	235	2.9	200	31	6.5
37	Bogura RWH	Akkelpur	17,472	5,213	3.4	52,115	4,863	10.7	53	3	17.7	1,059	276	3.8	200	76	2.6
38	Bogura RWH	Atrai	15,800	11,357	1.4	18,260	10,490	1.7	128	4	32.0	788	432	1.8	200	25	8.0
39	Bogura RWH	Badalgachhi	17,480	9,492	1.8	24,290	10,170	2.4	50	4	12.5	1,369	1,122	1.2	200	52	3.8
40	Bogura RWH	Bogura Sadar	87,500	44,980	1.9	36,245	9,325	3.9	129	21	6.1	2,091	1,389	1.5	100	85	1.2
41	Bogura RWH	Dhamoirhat	26,602	8,702	3.1	21,675	8,801	2.5	90	8	11.3	2,904	795	3.7	150	18	8.3
42	Bogura RWH	Dhunat	67,940	29,836	2.3	84,315	18,866	4.5	59	5	11.8	4,128	1,744	2.4	200	82	2.4
43	Bogura RWH	Dhupchanchia	14,700	8,046	1.8	68,235	7,281	9.4	77	5	15.4	1,796	686	2.6	300	47	6.4
44	Bogura RWH	Gabtali	52,056	25,188	2.1	35,670	13,305	2.7	93	7	13.3	3,545	1,955	1.8	200	60	3.3
45	Bogura RWH	Ghoraghat	26,000	5,055	5.1	27,085	5,521	4.9	27	12	2.3	799	256	3.1	150	25	6.0
46	Bogura RWH	Hakimpur	22,200	7,297	3.0	27,327	3,761	7.3	73	5	14.6	696	248	2.8	200	33	6.1
47	Bogura RWH	Joypurhat Sadar	35,172	14,540	2.4	35,140	10,099	3.5	60	25	2.4	1,821	555	3.3	550	82	6.7
48	Bogura RWH	Kahaloo	30,024	16,548	1.8	23,330	10,528	2.2	90	22	4.1	1,195	854	1.4	100	42	2.4
49	Bogura RWH	Kalai	18,980	5,486	3.5	35,910	7,917	4.5	99	5	19.8	1,190	308	3.9	300	46	6.5
50	Bogura RWH	Khetlal	18,000	6,877	2.6	16,260	4,545	3.6	69	9	7.7	876	210	4.2	200	83	2.4

SL	Warehouse Name	Upazila Name	Condom			Shukhi			IUD			Injectables			Implant		
			CBL	AMD	MOS	CBL	AMD	MOS	CBL	AMD	MOS	CBL	AMD	MOS	CBL	AMD	MOS
51	Bogura RWH	Mahadebpur	48,312	14,398	3.4	58,850	15,147	3.9	78	5	15.6	2,421	766	3.2	520	60	8.7
52	Bogura RWH	Manda	84,300	21,912	3.8	89,580	29,192	3.1	378	50	7.6	4,211	1,769	2.4	50	85	0.6
53	Bogura RWH	Nandigram	8,100	8,489	1.0	15,660	10,477	1.5	65	2	32.5	860	348	2.5	200	40	5.0
54	Bogura RWH	Naogaon Sadar	37,928	23,231	1.6	55,275	16,913	3.3	191	3	63.7	2,795	1,146	2.4	154	41	3.8
55	Bogura RWH	Niamatpur	35,372	14,677	2.4	43,795	14,198	3.1	38	11	3.5	2,009	853	2.4	350	53	6.6
56	Bogura RWH	Panchbibi	31,133	9,122	3.4	18,243	6,190	2.9	54	6	9.0	378	721	0.5	352	117	3.0
57	Bogura RWH	Patnitala	40,071	9,319	4.3	35,359	9,295	3.8	108	3	36.0	1,684	540	3.1	152	41	3.7
58	Bogura RWH	Porsha	21,420	10,563	2.0	28,495	8,823	3.2	82	8	10.3	1,479	501	3.0	150	13	11.5
59	Bogura RWH	Raninagar	10,908	11,487	0.9	13,895	11,544	1.2	141	2	70.5	1,048	490	2.1	250	24	10.4
60	Bogura RWH	Sapahar	48,314	9,788	4.9	39,434	9,816	4.0	100	4	25.0	2,158	953	2.3	250	30	8.3
61	Bogura RWH	Sariakandi	36,024	14,537	2.5	259,025	8,421	30.8	237	8	29.6	2,175	1,123	1.9	350	134	2.6
62	Bogura RWH	Shajahanpur	46,216	31,954	1.4	13,190	12,681	1.0	86	4	21.5	1,416	921	1.5	350	56	6.3
63	Bogura RWH	Sherpur	73,392	29,230	2.5	64,785	17,210	3.8	47	10	4.7	3,638	1,289	2.8	0	74	0.0
64	Bogura RWH	Shibganj	62,300	20,165	3.1	88,280	21,589	4.1	80	4	20.0	7,200	3,315	2.2	200	47	4.3
65	Bogura RWH	Sonatola	68,000	15,209	4.5	64,565	15,001	4.3	237	24	9.9	3,394	1,034	3.3	200	60	3.3
66	Chattogram RWH	Anowara	91,800	7,802	11.8	61,790	8,366	7.4	251	17	14.8	1,485	695	2.1	250	18	13.9
67	Chattogram RWH	Banshkhali	35,364	11,101	3.2	48,845	10,016	4.9	180	10	18.0	3,528	1,665	2.1	200	137	1.5
68	Chattogram RWH	Boalkhali	163,880	8,370	19.6	119,904	8,300	14.4	154	17	9.1	995	401	2.5	150	40	3.8
69	Chattogram RWH	Chakaria	86,868	13,310	6.5	52,895	14,496	3.6	265	35	7.6	5,871	2,927	2.0	410	77	5.3
70	Chattogram RWH	Chandanaish	60,000	6,363	9.4	26,980	6,585	4.1	112	21	5.3	1,474	680	2.2	101	46	2.2
71	Chattogram RWH	Cox's Bazar Sadar	86,784	19,326	4.5	80,600	13,861	5.8	402	36	11.2	5,730	2,745	2.1	963	28	34.4
72	Chattogram RWH	Dighinala	20,346	8,131	2.5	18,430	8,170	2.3	79	11	7.2	1,530	850	1.8	200	45	4.4
73	Chattogram RWH	Double Mooring	82,788	33,921	2.4	57,995	9,267	6.3	454	110	4.1	8,282	2,272	3.6	480	69	7.0
74	Chattogram RWH	Fatikchhari	206,700	14,966	13.8	83,170	14,492	5.7	175	21	8.3	3,720	1,735	2.1	450	207	2.2
75	Chattogram RWH	Hathazari	116,065	26,000	4.5	66,215	14,147	4.7	349	15	23.3	3,103	1,039	3.0	200	30	6.7

SL	Warehouse Name	Upazila Name	Condom			Shukhi			IUD			Injectables			Implant		
			CBL	AMD	MOS	CBL	AMD	MOS	CBL	AMD	MOS	CBL	AMD	MOS	CBL	AMD	MOS
76	Chattogram RWH	Khagrachhari Sadar	42,072	3,336	12.6	37,634	5,101	7.4	181	41	4.4	2,443	414	5.9	296	11	26.9
77	Chattogram RWH	Kutubdia	10,704	2,136	5.0	14,760	2,547	5.8	212	15	14.1	7,275	835	8.7	800	110	7.3
78	Chattogram RWH	Lakshmichhari	12,241	1,097	11.2	9,193	2,294	4.0	52	9	5.8	298	95	3.1	100	13	7.7
79	Chattogram RWH	Lohagara	13,930	5,391	2.6	415,304	6,426	64.6	146	7	20.9	2,502	1,127	2.2	250	42	6.0
80	Chattogram RWH	Mahalchhari	12,620	3,208	3.9	12,970	4,141	3.1	37	5	7.4	492	220	2.2	110	36	3.1
81	Chattogram RWH	Maheshkhali	28,080	6,791	4.1	40,745	15,918	2.6	163	32	5.1	5,955	2,919	2.0	228	94	2.4
82	Chattogram RWH	Manikchhari	8,924	874	10.2	5,200	1,678	3.1	93	2	46.5	913	350	2.6	120	16	7.5
83	Chattogram RWH	Matiranga	29,300	8,613	3.4	25,195	6,786	3.7	250	19	13.2	2,496	768	3.3	402	54	7.4
84	Chattogram RWH	Mirsharai	38,134	10,933	3.5	33,035	11,496	2.9	180	34	5.3	3,652	1,675	2.2	600	37	16.2
85	Chattogram RWH	Panchhari	15,952	2,361	6.8	16,190	4,081	4.0	114	3	38.0	729	170	4.3	150	24	6.3
86	Chattogram RWH	Panchlaish	57,892	23,073	2.5	41,916	7,626	5.5	265	58	4.6	5,787	1,891	3.1	159	38	4.2
87	Chattogram RWH	Patiya	39,900	15,866	2.5	43,380	15,665	2.8	260	87	3.0	3,590	1,710	2.1	270	50	5.4
88	Chattogram RWH	Pekua	66,900	7,306	9.2	68,340	6,902	9.9	180	16	11.3	5,096	2,247	2.3	200	42	4.8
89	Chattogram RWH	Ramgarh	11,416	3,379	3.4	14,660	3,808	3.8	31	4	7.8	534	211	2.5	30	22	1.4
90	Chattogram RWH	Ramu	47,736	6,607	7.2	37,125	5,563	6.7	171	23	7.4	4,305	1,767	2.4	350	37	9.5
91	Chattogram RWH	Rangunia	37,983	15,451	2.5	39,096	10,567	3.7	122	42	2.9	2,816	1,356	2.1	300	48	6.3
92	Chattogram RWH	Raozan	56,670	10,283	5.5	29,240	9,434	3.1	190	44	4.3	2,295	1,048	2.2	800	129	6.2
93	Chattogram RWH	Sandwip	19,906	8,849	2.2	9,135	10,398	0.9	134	20	6.7	7,165	1,109	6.5	150	81	1.9
94	Chattogram RWH	Satkania	24,756	9,069	2.7	29,315	8,111	3.6	183	11	16.6	1,602	647	2.5	50	44	1.1
95	Chattogram RWH	Sitakunda	53,396	11,184	4.8	55,905	7,814	7.2	229	22	10.4	3,239	1,052	3.1	200	35	5.7
96	Chattogram RWH	Teknaf	99,052	24,291	4.1	51,870	11,871	4.4	168	32	5.3	8,772	3,817	2.3	420	66	6.4
97	Chattogram RWH	Ukhia	37,204	5,706	6.5	42,725	5,808	7.4	225	14	16.1	5,647	1,264	4.5	400	25	16.0
98	Cumilla RWH	Akhaura	37,900	7,090	5.3	16,441	5,134	3.2	107	5	21.4	2,699	709	3.8	160	14	11.4
99	Cumilla RWH	Ashuganj	57,900	12,729	4.5	26,550	5,971	4.4	180	7	25.7	2,089	734	2.8	250	33	7.6
100	Cumilla RWH	Banchhampur	78,000	15,079	5.2	44,255	8,123	5.4	148	17	8.7	4,162	1,390	3.0	400	110	3.6

SL	Warehouse Name	Upazila Name	Condom			Shukhi			IUD			Injectables			Implant		
			CBL	AMD	MOS	CBL	AMD	MOS	CBL	AMD	MOS	CBL	AMD	MOS	CBL	AMD	MOS
101	Cumilla RWH	Barura	69,224	13,261	5.2	41,450	15,623	2.7	268	28	9.6	5,779	2,649	2.2	200	44	4.5
102	Cumilla RWH	Bijoynagar	45,708	12,769	3.6	35,231	8,856	4.0	169	16	10.6	4,117	1,332	3.1	400	35	11.4
103	Cumilla RWH	Brahman Para	24,372	6,084	4.0	34,460	6,511	5.3	86	17	5.1	2,022	619	3.3	161	49	3.3
104	Cumilla RWH	Brahmanbaria Sadar	83,900	23,555	3.6	69,375	9,500	7.3	322	26	12.4	5,482	2,102	2.6	100	53	1.9
105	Cumilla RWH	Burichang	90,178	18,937	4.8	32,816	14,282	2.3	260	19	13.7	4,086	1,452	2.8	200	79	2.5
106	Cumilla RWH	Chandina	87,557	12,276	7.1	21,787	12,801	1.7	102	24	4.3	2,754	2,485	1.1	200	24	8.3
107	Cumilla RWH	Chandpur Sadar	53,300	10,423	5.1	47,785	10,919	4.4	333	68	4.9	9,214	1,924	4.8	200	68	2.9
108	Cumilla RWH	Chauddagram	60,736	16,750	3.6	46,960	14,783	3.2	359	14	25.6	6,655	3,245	2.1	100	27	3.7
109	Cumilla RWH	Cumilla Adarsha Sadar	89,400	35,817	2.5	54,785	13,973	3.9	266	66	4.0	4,337	2,512	1.7	126	95	1.3
110	Cumilla RWH	Cumilla Sadar Dakshin	55,600	14,091	3.9	48,845	14,014	3.5	215	21	10.2	3,962	2,331	1.7	180	15	12.0
111	Cumilla RWH	Daudkandi	67,728	9,897	6.8	48,090	8,172	5.9	203	49	4.1	4,894	1,498	3.3	100	28	3.6
112	Cumilla RWH	Debidwar	69,000	16,178	4.3	42,835	13,717	3.1	202	108	1.9	4,058	2,525	1.6	200	30	6.7
113	Cumilla RWH	Faridganj	93,800	10,157	9.2	52,955	9,715	5.5	160	42	3.8	5,590	2,148	2.6	150	80	1.9
114	Cumilla RWH	Haim Char	7,300	2,643	2.8	22,020	3,800	5.8	102	7	14.6	1,828	385	4.7	150	20	7.5
115	Cumilla RWH	Hajiganj	62,000	6,125	10.1	43,940	9,380	4.7	250	25	10.0	6,391	1,648	3.9	400	44	9.1
116	Cumilla RWH	Homna	59,756	13,871	4.3	31,220	7,032	4.4	187	15	12.5	3,961	1,125	3.5	122	24	5.1
117	Cumilla RWH	Kachua	122,968	11,412	10.8	40,355	11,154	3.6	181	27	6.7	4,037	3,038	1.3	200	37	5.4
118	Cumilla RWH	Kasba	77,800	17,650	4.4	38,705	11,088	3.5	142	18	7.9	2,257	993	2.3	150	63	2.4
119	Cumilla RWH	Laksam	53,000	9,062	5.8	34,935	6,989	5.0	83	23	3.6	4,796	1,423	3.4	260	28	9.3
120	Cumilla RWH	Manoharganj	40,900	8,363	4.9	33,420	7,116	4.7	64	9	7.1	3,618	1,056	3.4	100	18	5.6
121	Cumilla RWH	Matlab Dakshin	84,600	10,687	7.9	42,237	6,468	6.5	210	15	14.0	4,206	1,638	2.6	315	31	10.2
122	Cumilla RWH	Matlab Uttar	83,300	13,473	6.2	37,890	9,816	3.9	225	37	6.1	4,858	1,125	4.3	150	75	2.0
123	Cumilla RWH	Meghna	21,000	4,761	4.4	21,695	4,015	5.4	65	10	6.5	2,991	725	4.1	200	27	7.4
124	Cumilla RWH	Muradnagar	98,964	31,228	3.2	36,275	15,644	2.3	188	49	3.8	5,238	2,726	1.9	350	50	7.0
125	Cumilla RWH	Nabinagar	139,676	22,958	6.1	31,470	13,559	2.3	61	5	12.2	3,297	1,506	2.2	300	80	3.8

SL	Warehouse Name	Upazila Name	Condom			Shukhi			IUD			Injectables			Implant		
			CBL	AMD	MOS	CBL	AMD	MOS	CBL	AMD	MOS	CBL	AMD	MOS	CBL	AMD	MOS
126	Cumilla RWH	Nangalkot	68,306	18,405	3.7	45,681	8,389	5.4	224	25	9.0	5,218	1,980	2.6	100	58	1.7
127	Cumilla RWH	Nasirnagar	73,044	9,267	7.9	44,120	10,790	4.1	180	11	16.4	3,236	947	3.4	300	76	3.9
128	Cumilla RWH	Sarail	66,124	11,935	5.5	38,891	8,188	4.7	126	10	12.6	3,464	1,422	2.4	300	81	3.7
129	Cumilla RWH	Shahrasti	40,900	3,613	11.3	31,360	5,874	5.3	210	9	23.3	5,177	1,699	3.0	200	26	7.7
130	Cumilla RWH	Titas	55,700	4,205	13.2	26,620	3,309	8.0	190	43	4.4	5,769	929	6.2	217	18	12.1
131	Dhaka CWH	Araihazar	20,700	10,090	2.1	30,060	19,021	1.6	126	32	3.9	3,520	1,993	1.8	0	53	0.0
132	Dhaka CWH	Bandar	75,411	34,427	2.2	12,755	15,850	0.8	100	21	4.8	4,455	1,921	2.3	0	35	0.0
133	Dhaka CWH	Belabo	22,512	9,100	2.5	13,820	7,597	1.8	130	7	18.6	1,554	697	2.2	100	35	2.9
134	Dhaka CWH	Daulatpur	22,636	11,100	2.0	21,850	8,748	2.5	76	10	7.6	1,994	930	2.1	60	53	1.1
135	Dhaka CWH	Dhamrai	37,148	20,325	1.8	23,776	19,532	1.2	377	68	5.5	3,476	1,256	2.8	350	47	7.4
136	Dhaka CWH	Dohar	24,056	10,082	2.4	5,850	5,759	1.0	127	9	14.1	975	440	2.2	0	32	0.0
137	Dhaka CWH	Gazaria	38,004	7,595	5.0	24,752	6,623	3.7	59	5	11.8	1,385	424	3.3	11	32	0.3
138	Dhaka CWH	Gazipur Sadar	49,896	34,577	1.4	33,690	19,423	1.7	78	25	3.1	2,545	1,458	1.7	0	70	0.0
139	Dhaka CWH	Ghior	30,096	10,749	2.8	17,375	5,536	3.1	126	4	31.5	1,413	506	2.8	200	33	6.1
140	Dhaka CWH	Harirampur	8,841	15,483	0.6	7,005	5,501	1.3	175	5	35.0	1,311	275	4.8	20	65	0.3
141	Dhaka CWH	Kaliakair	44,812	21,174	2.1	24,295	17,643	1.4	101	8	12.6	1,393	658	2.1	0	42	0.0
142	Dhaka CWH	Kaliganj	52,028	25,285	2.1	35,245	15,071	2.3	185	6	30.8	2,354	1,122	2.1	200	27	7.4
143	Dhaka CWH	Kapasias	29,196	14,286	2.0	17,800	10,952	1.6	55	5	11.0	1,072	478	2.2	100	30	3.3
144	Dhaka CWH	Keraniganj	82,600	33,695	2.5	12,030	20,746	0.6	301	51	5.9	5,301	2,338	2.3	506	20	25.3
145	Dhaka CWH	Lohajang	22,616	10,160	2.2	11,800	6,081	1.9	141	17	8.3	908	388	2.3	100	44	2.3
146	Dhaka CWH	Manikganj Sadar	38,400	23,939	1.6	19,150	10,555	1.8	228	10	22.8	2,261	1,134	2.0	0	58	0.0
147	Dhaka CWH	Manohardi	34,300	13,888	2.5	29,730	9,661	3.1	87	17	5.1	3,388	1,585	2.1	0	10	0.0
148	Dhaka CWH	Mirpur	13,800	116,288	0.1	24,419	27,453	0.9	495	183	2.7	14,926	7,403	2.0	420	160	2.6
149	Dhaka CWH	Munshiganj Sadar	45,780	21,855	2.1	25,642	14,489	1.8	135	12	11.3	2,595	1,070	2.4	50	27	1.9
150	Dhaka CWH	Narayanganj Sadar	123,737	62,662	2.0	74,588	41,157	1.8	441	21	21.0	13,856	6,018	2.3	497	40	12.4

SL	Warehouse Name	Upazila Name	Condom			Shukhi			IUD			Injectables			Implant		
			CBL	AMD	MOS	CBL	AMD	MOS	CBL	AMD	MOS	CBL	AMD	MOS	CBL	AMD	MOS
151	Dhaka CWH	Narsingdi Sadar	111,067	53,998	2.1	26,449	46,068	0.6	188	62	3.0	9,164	12,266	0.7	0	76	0.0
152	Dhaka CWH	Nawabganj	50,104	20,342	2.5	11,135	11,007	1.0	205	12	17.1	1,791	740	2.4	110	46	2.4
153	Dhaka CWH	Palash	16,500	8,966	1.8	1,545	9,472	0.2	41	8	5.1	1,989	826	2.4	0	44	0.0
154	Dhaka CWH	Roypura	77,968	43,986	1.8	21,090	18,534	1.1	231	21	11.0	7,891	3,556	2.2	528	27	19.6
155	Dhaka CWH	Rupganj	76,288	30,498	2.5	2,960	28,365	0.1	394	27	14.6	8,310	2,512	3.3	0	50	0.0
156	Dhaka CWH	Saturia	14,000	9,849	1.4	17,350	8,002	2.2	49	13	3.8	1,036	516	2.0	0	59	0.0
157	Dhaka CWH	Savar	55,400	51,944	1.1	46,106	25,057	1.8	287	64	4.5	5,512	3,189	1.7	700	42	16.7
158	Dhaka CWH	Serajdikhan	27,724	14,969	1.9	31,650	14,194	2.2	135	18	7.5	2,192	1,029	2.1	200	46	4.3
159	Dhaka CWH	Shibalaya	42,600	14,534	2.9	18,829	7,400	2.5	26	6	4.3	3,995	1,159	3.4	250	41	6.1
160	Dhaka CWH	Shibpur	40,600	17,528	2.3	26,025	13,152	2.0	74	12	6.2	3,108	1,501	2.1	0	62	0.0
161	Dhaka CWH	Singair	43,537	17,589	2.5	33,512	10,831	3.1	104	6	17.3	1,556	568	2.7	210	67	3.1
162	Dhaka CWH	Sonargaon	54,168	24,307	2.2	50,262	19,253	2.6	107	21	5.1	5,465	2,535	2.2	0	32	0.0
163	Dhaka CWH	Sreenagar	40,240	13,680	2.9	36,025	9,602	3.8	298	12	24.8	1,607	558	2.9	600	39	15.4
164	Dhaka CWH	Sreepur	51,060	24,111	2.1	52,255	22,327	2.3	100	15	6.7	3,234	1,568	2.1	100	90	1.1
165	Dhaka CWH	Tejgaon	131,940	131,592	1.0	494,560	68,848	7.2	490	212	2.3	14,125	9,463	1.5	735	175	4.2
166	Dhaka CWH	Tongi	41,314	19,607	2.1	26,220	6,361	4.1	93	31	3.0	1,131	512	2.2	530	28	18.9
167	Dhaka CWH	Tongibari	23,848	10,114	2.4	14,525	8,332	1.7	71	4	17.8	795	320	2.5	300	27	11.1
168	Dinajpur RWH	Atwari	22,994	3,565	6.4	24,720	7,114	3.5	66	4	16.5	2,209	727	3.0	0	36	0.0
169	Dinajpur RWH	Baliadangi	18,500	3,452	5.4	32,755	7,214	4.5	51	2	25.5	3,665	1,667	2.2	0	42	0.0
170	Dinajpur RWH	Biral	24,926	7,212	3.5	47,510	10,441	4.6	102	5	20.4	2,395	1,014	2.4	10	70	0.1
171	Dinajpur RWH	Birampur	15,900	5,378	3.0	52,120	5,097	10.2	65	7	9.3	1,561	250	6.2	105	37	2.8
172	Dinajpur RWH	Birganj	22,200	10,183	2.2	68,230	18,304	3.7	182	5	36.4	3,666	1,520	2.4	0	82	0.0
173	Dinajpur RWH	Bochaganj	19,030	4,953	3.8	28,590	8,037	3.6	75	11	6.8	1,839	608	3.0	300	73	4.1
174	Dinajpur RWH	Boda	19,100	7,894	2.4	43,335	17,288	2.5	52	5	10.4	5,041	2,160	2.3	0	74	0.0
175	Dinajpur RWH	Chirirbandar	15,932	6,843	2.3	52,890	13,431	3.9	78	13	6.0	3,003	967	3.1	0	76	0.0

SL	Warehouse Name	Upazila Name	Condom			Shukhi			IUD			Injectables			Implant		
			CBL	AMD	MOS	CBL	AMD	MOS	CBL	AMD	MOS	CBL	AMD	MOS	CBL	AMD	MOS
176	Dinajpur RWH	Debiganj	21,400	10,026	2.1	64,620	22,669	2.9	91	11	8.3	6,908	3,205	2.2	0	38	0.0
177	Dinajpur RWH	Dinajpur Sadar	48,000	21,585	2.2	54,775	17,422	3.1	143	10	14.3	5,846	2,020	2.9	50	199	0.3
178	Dinajpur RWH	Fulbari	9,180	4,334	2.1	41,975	4,990	8.4	42	6	7.0	1,377	146	9.4	0	57	0.0
179	Dinajpur RWH	Haripur	27,748	4,238	6.5	28,053	6,326	4.4	52	5	10.4	4,855	740	6.6	0	14	0.0
180	Dinajpur RWH	Kaharole	12,900	3,485	3.7	21,110	9,343	2.3	84	7	12.0	1,667	581	2.9	0	95	0.0
181	Dinajpur RWH	Khansama	7,668	4,169	1.8	40,890	13,439	3.0	70	11	6.4	211	1,078	0.2	10	58	0.2
182	Dinajpur RWH	Nawabganj	14,400	8,060	1.8	18,715	11,071	1.7	168	2	84.0	2,755	985	2.8	0	13	0.0
183	Dinajpur RWH	Panchagarh Sadar	16,856	9,365	1.8	34,992	14,477	2.4	54	6	9.0	3,799	1,920	2.0	0	32	0.0
184	Dinajpur RWH	Parbatipur	32,700	17,516	1.9	48,938	19,568	2.5	165	19	8.7	3,904	1,622	2.4	200	43	4.7
185	Dinajpur RWH	Pirganj	16,900	5,015	3.4	34,460	9,111	3.8	35	9	3.9	3,795	875	4.3	100	27	3.7
186	Dinajpur RWH	Ranisankail	13,148	4,164	3.2	30,950	11,233	2.8	47	3	15.7	2,212	909	2.4	0	26	0.0
187	Dinajpur RWH	Tentulia	10,072	5,409	1.9	17,175	7,045	2.4	61	7	8.7	2,705	417	6.5	50	26	1.9
188	Dinajpur RWH	Thakurgaon Sadar	41,100	17,788	2.3	77,240	26,164	3.0	155	15	10.3	11,900	5,013	2.4	0	133	0.0
189	Faridpur RWH	Alfadanga	65,800	4,927	13.4	12,120	2,998	4.0	24	4	6.0	1,663	436	3.8	100	39	2.6
190	Faridpur RWH	Baliakandi	68,378	22,049	3.1	27,468	11,543	2.4	100	13	7.7	3,834	1,130	3.4	450	67	6.7
191	Faridpur RWH	Bhanga	65,812	22,587	2.9	34,437	12,853	2.7	41	53	0.8	2,157	676	3.2	50	104	0.5
192	Faridpur RWH	Bhedarganj	49,924	9,712	5.1	32,610	8,117	4.0	54	16	3.4	5,660	1,459	3.9	0	56	0.0
193	Faridpur RWH	Boalmari	44,428	12,981	3.4	24,841	10,446	2.4	74	7	10.6	2,924	992	2.9	400	51	7.8
194	Faridpur RWH	Char Bhadrasan	18,360	4,484	4.1	8,380	1,409	5.9	54	8	6.8	1,295	113	11.5	50	21	2.4
195	Faridpur RWH	Damudya	14,135	3,698	3.8	12,993	2,455	5.3	42	6	7.0	1,604	233	6.9	50	8	6.3
196	Faridpur RWH	Faridpur Sadar	104,503	46,628	2.2	26,385	16,426	1.6	253	80	3.2	7,951	3,091	2.6	550	156	3.5
197	Faridpur RWH	Goalanda	136,884	24,846	5.5	14,320	5,401	2.7	50	5	10.0	2,454	1,185	2.1	50	45	1.1
198	Faridpur RWH	Gopalganj Sadar	78,779	22,076	3.6	22,810	13,609	1.7	54	24	2.3	3,202	1,003	3.2	300	32	9.4
199	Faridpur RWH	Gosairhat	24,396	7,331	3.3	22,330	5,592	4.0	93	26	3.6	2,332	777	3.0	100	16	6.3
200	Faridpur RWH	Kalkini	28,700	12,556	2.3	30,270	11,931	2.5	56	16	3.5	2,870	1,026	2.8	322	78	4.1

SL	Warehouse Name	Upazila Name	Condom			Shukhi			IUD			Injectables			Implant		
			CBL	AMD	MOS	CBL	AMD	MOS	CBL	AMD	MOS	CBL	AMD	MOS	CBL	AMD	MOS
201	Faridpur RWH	Kashiani	40,824	14,472	2.8	37,555	9,199	4.1	65	3	21.7	1,882	544	3.5	200	46	4.3
202	Faridpur RWH	Kotalipara	33,300	10,252	3.2	24,120	14,595	1.7	35	10	3.5	2,750	606	4.5	150	55	2.7
203	Faridpur RWH	Madaripur Sadar	57,668	14,885	3.9	9,225	18,705	0.5	149	54	2.8	13,085	3,634	3.6	150	19	7.9
204	Faridpur RWH	Madhukhali	43,268	14,482	3.0	26,245	11,754	2.2	181	26	7.0	3,275	1,118	2.9	350	63	5.6
205	Faridpur RWH	Muksudpur	84,691	21,868	3.9	23,460	20,694	1.1	34	12	2.8	5,494	1,825	3.0	100	71	1.4
206	Faridpur RWH	Nagarkanda	49,752	12,613	3.9	37,970	7,783	4.9	105	25	4.2	2,342	390	6.0	150	38	3.9
207	Faridpur RWH	Naria	34,115	8,556	4.0	10,912	7,668	1.4	21	13	1.6	2,487	500	5.0	150	38	3.9
208	Faridpur RWH	Pangsha	73,300	22,348	3.3	30,450	17,778	1.7	12	12	1.0	4,332	1,755	2.5	600	146	4.1
209	Faridpur RWH	Rajbari Sadar	129,920	22,948	5.7	38,335	11,271	3.4	362	89	4.1	6,412	1,700	3.8	140	95	1.5
210	Faridpur RWH	Rajoir	37,207	10,270	3.6	20,588	10,563	1.9	46	6	7.7	2,728	767	3.6	277	44	6.3
211	Faridpur RWH	Sadarpur	31,948	15,927	2.0	20,617	7,134	2.9	63	10	6.3	1,975	486	4.1	100	43	2.3
212	Faridpur RWH	Saltha	45,552	9,605	4.7	31,935	7,004	4.6	42	14	3.0	1,637	487	3.4	150	51	2.9
213	Faridpur RWH	Shariatpur Sadar	27,376	8,640	3.2	19,920	6,620	3.0	127	27	4.7	2,008	595	3.4	50	50	1.0
214	Faridpur RWH	Shib Char	17,152	16,529	1.0	23,243	13,226	1.8	95	23	4.1	4,975	1,642	3.0	244	52	4.7
215	Faridpur RWH	Tungipara	25,144	6,041	4.2	27,745	3,557	7.8	8	8	1.0	1,446	301	4.8	70	39	1.8
216	Faridpur RWH	Zanjira	43,540	12,287	3.5	23,118	6,020	3.8	77	5	15.4	1,364	599	2.3	154	56	2.8
217	Jamalpur RWH	Bakshiganj	54,000	16,414	3.3	20,560	9,367	2.2	64	6	10.7	1,395	813	1.7	210	55	3.8
218	Jamalpur RWH	Char Rajibpur	41,400	20,459	2.0	16,208	5,698	2.8	19	1	19.0	1,891	1,062	1.8	100	27	3.7
219	Jamalpur RWH	Dewanganj	48,380	22,391	2.2	50,565	14,324	3.5	118	3	39.3	5,100	2,483	2.1	250	71	3.5
220	Jamalpur RWH	Islampur	70,872	26,518	2.7	53,704	19,594	2.7	171	10	17.1	3,874	1,652	2.3	100	77	1.3
221	Jamalpur RWH	Jamalpur Sadar	82,452	37,846	2.2	74,560	34,978	2.1	87	11	7.9	7,620	3,428	2.2	100	51	2.0
222	Jamalpur RWH	Jhenaigati	32,875	12,047	2.7	38,480	15,507	2.5	75	7	10.7	2,060	1,293	1.6	100	34	2.9
223	Jamalpur RWH	Madarganj	32,000	10,859	2.9	35,080	9,854	3.6	75	11	6.8	1,350	550	2.5	50	77	0.6
224	Jamalpur RWH	Melandaha	98,100	16,831	5.8	66,380	14,793	4.5	120	9	13.3	3,450	1,917	1.8	100	63	1.6
225	Jamalpur RWH	Nakla	30,312	10,474	2.9	86,870	11,132	7.8	35	10	3.5	2,377	1,146	2.1	51	73	0.7

SL	Warehouse Name	Upazila Name	Condom			Shukhi			IUD			Injectables			Implant		
			CBL	AMD	MOS	CBL	AMD	MOS	CBL	AMD	MOS	CBL	AMD	MOS	CBL	AMD	MOS
226	Jamalpur RWH	Nalitabari	47,067	15,690	3.0	49,378	15,427	3.2	30	7	4.3	2,465	1,103	2.2	100	61	1.6
227	Jamalpur RWH	Raumari	57,900	19,573	3.0	27,060	10,753	2.5	40	8	5.0	4,538	1,574	2.9	100	32	3.1
228	Jamalpur RWH	Sarishabari	56,110	26,152	2.1	49,082	16,507	3.0	122	39	3.1	3,054	1,616	1.9	50	33	1.5
229	Jamalpur RWH	Sherpur Sadar	53,900	32,731	1.6	63,515	33,166	1.9	67	6	11.2	9,549	4,744	2.0	150	88	1.7
230	Jamalpur RWH	Sreebardi	52,848	13,938	3.8	40,605	12,965	3.1	46	4	11.5	1,323	656	2.0	150	57	2.6
231	Jashore RWH	Abhaynagar	34,380	15,821	2.2	15,930	9,373	1.7	134	4	33.5	3,800	1,417	2.7	100	46	2.2
232	Jashore RWH	Bagher Para	37,944	15,877	2.4	27,915	9,436	3.0	76	9	8.4	2,545	1,287	2.0	500	42	11.9
233	Jashore RWH	Chaugachha	41,900	19,605	2.1	26,815	9,182	2.9	164	6	27.3	2,190	728	3.0	599	50	12.0
234	Jashore RWH	Harinakunda	37,464	8,812	4.3	21,900	11,332	1.9	182	8	22.8	2,245	844	2.7	400	30	13.3
235	Jashore RWH	Jashore Sadar	78,700	63,143	1.2	20,130	31,018	0.6	303	28	10.8	5,393	5,258	1.0	100	68	1.5
236	Jashore RWH	Jhenaidah Sadar	43,855	19,976	2.2	36,980	14,209	2.6	78	49	1.6	4,425	1,620	2.7	700	44	15.9
237	Jashore RWH	Jhikargachha	41,300	17,948	2.3	20,730	9,387	2.2	95	18	5.3	2,900	1,239	2.3	2	35	0.1
238	Jashore RWH	Kalia	37,000	16,534	2.2	2,750	9,074	0.3	167	4	41.8	1,662	457	3.6	1,088	35	31.1
239	Jashore RWH	Kaliganj	37,500	16,312	2.3	22,990	11,577	2.0	132	7	18.9	4,299	654	6.6	402	18	22.3
240	Jashore RWH	Keshabpur	43,500	14,347	3.0	19,305	9,428	2.0	235	7	33.6	3,626	1,645	2.2	104	54	1.9
241	Jashore RWH	Kotchandpur	18,600	7,590	2.5	13,555	5,296	2.6	35	4	8.8	1,600	566	2.8	350	15	23.3
242	Jashore RWH	Lohagara	38,748	15,167	2.6	23,250	8,348	2.8	213	6	35.5	2,810	1,120	2.5	850	46	18.5
243	Jashore RWH	Magura Sadar	52,800	20,965	2.5	48,475	18,285	2.7	123	31	4.0	5,361	2,335	2.3	300	59	5.1
244	Jashore RWH	Maheshpur	36,360	13,191	2.8	25,785	8,229	3.1	225	20	11.3	5,100	2,320	2.2	200	27	7.4
245	Jashore RWH	Manirampur	55,400	27,080	2.0	35,635	15,544	2.3	146	6	24.3	10,831	5,284	2.0	500	36	13.9
246	Jashore RWH	Mohammadpur	21,432	9,183	2.3	16,043	8,917	1.8	68	8	8.5	1,583	692	2.3	350	26	13.5
247	Jashore RWH	Narail Sadar	52,573	23,197	2.3	19,950	14,354	1.4	177	10	17.7	3,338	1,464	2.3	150	47	3.2
248	Jashore RWH	Shailkupa	48,360	20,933	2.3	37,470	16,144	2.3	230	7	32.9	3,509	1,389	2.5	400	55	7.3
249	Jashore RWH	Shalikhha	17,120	7,249	2.4	31,325	7,937	3.9	45	10	4.5	1,198	589	2.0	300	38	7.9
250	Jashore RWH	Sharsha	68,764	31,012	2.2	18,945	12,672	1.5	64	11	5.8	4,672	2,030	2.3	350	43	8.1

SL	Warehouse Name	Upazila Name	Condom			Shukhi			IUD			Injectables			Implant		
			CBL	AMD	MOS	CBL	AMD	MOS	CBL	AMD	MOS	CBL	AMD	MOS	CBL	AMD	MOS
251	Jashore RWH	Sreepur	23,952	10,338	2.3	23,365	7,443	3.1	118	12	9.8	1,428	637	2.2	422	42	10.0
252	Khulna RWH	Assasuni	65,700	14,440	4.5	29,845	23,544	1.3	37	4	9.3	4,210	1,326	3.2	0	41	0.0
253	Khulna RWH	Bagerhat Sadar	40,464	16,698	2.4	38,665	11,961	3.2	88	8	11.0	3,717	954	3.9	50	36	1.4
254	Khulna RWH	Batiaghata	34,800	11,575	3.0	29,790	9,503	3.1	63	3	21.0	1,400	588	2.4	100	39	2.6
255	Khulna RWH	Chitalmari	73,450	16,681	4.4	43,975	8,734	5.0	31	4	7.8	3,731	1,074	3.5	50	28	1.8
256	Khulna RWH	Dacope	39,752	6,066	6.6	33,750	7,606	4.4	28	4	7.0	1,955	430	4.5	0	47	0.0
257	Khulna RWH	Daulatpur	169,500	46,254	3.7	66,860	15,454	4.3	140	9	15.6	7,100	3,109	2.3	0	25	0.0
258	Khulna RWH	Debhata	35,400	11,129	3.2	29,580	6,630	4.5	30	3	10.0	1,706	404	4.2	50	9	5.6
259	Khulna RWH	Dumuria	155,200	26,427	5.9	67,438	19,284	3.5	187	28	6.7	7,385	1,947	3.8	200	77	2.6
260	Khulna RWH	Fakirhat	45,200	8,482	5.3	29,980	5,927	5.1	34	6	5.7	1,912	461	4.1	0	37	0.0
261	Khulna RWH	Kachua	29,525	5,772	5.1	12,661	4,785	2.6	33	5	6.6	2,121	379	5.6	0	11	0.0
262	Khulna RWH	Kalaroa	82,584	21,220	3.9	43,355	7,428	5.8	47	3	15.7	3,697	739	5.0	80	23	3.5
263	Khulna RWH	Kaliganj	46,800	22,540	2.1	36,115	18,221	2.0	71	4	17.8	2,962	1,294	2.3	0	14	0.0
264	Khulna RWH	Khulna Sadar	218,744	63,591	3.4	71,615	20,204	3.5	605	42	14.4	14,590	4,776	3.1	109	20	5.5
265	Khulna RWH	Koyra	34,800	12,965	2.7	36,795	16,149	2.3	67	8	8.4	2,205	588	3.8	200	40	5.0
266	Khulna RWH	Mollahat	42,576	10,178	4.2	38,830	8,794	4.4	32	7	4.6	1,388	382	3.6	100	53	1.9
267	Khulna RWH	Mongla	53,336	12,981	4.1	40,858	6,759	6.0	91	7	13.0	2,994	616	4.9	150	30	5.0
268	Khulna RWH	Morrelganj	129,720	14,483	9.0	88,950	15,094	5.9	96	44	2.2	3,704	1,329	2.8	0	72	0.0
269	Khulna RWH	Paikgachha	37,200	12,933	2.9	34,320	16,391	2.1	73	12	6.1	2,600	844	3.1	50	44	1.1
270	Khulna RWH	Phultala	45,600	11,543	4.0	22,485	4,234	5.3	215	12	17.9	1,910	479	4.0	0	40	0.0
271	Khulna RWH	Rampal	60,000	11,805	5.1	30,510	8,692	3.5	81	2	40.5	1,810	285	6.4	100	26	3.8
272	Khulna RWH	Rupsa	47,720	12,698	3.8	31,565	8,688	3.6	0	8	0.0	1,175	374	3.1	0	59	0.0
273	Khulna RWH	Sarankhola	29,500	6,986	4.2	28,820	4,433	6.5	80	3	26.7	2,334	717	3.3	0	24	0.0
274	Khulna RWH	Satkhira Sadar	121,800	40,187	3.0	46,030	18,063	2.5	183	11	16.6	11,563	3,049	3.8	0	30	0.0
275	Khulna RWH	Shyamnagar	38,592	16,466	2.3	42,375	17,685	2.4	77	4	19.3	2,693	649	4.1	100	12	8.3

SL	Warehouse Name	Upazila Name	Condom			Shukhi			IUD			Injectables			Implant		
			CBL	AMD	MOS	CBL	AMD	MOS	CBL	AMD	MOS	CBL	AMD	MOS	CBL	AMD	MOS
276	Khulna RWH	Tala	35,632	15,639	2.3	26,510	15,791	1.7	100	44	2.3	4,537	1,756	2.6	0	38	0.0
277	Khulna RWH	Terokhada	57,900	14,329	4.0	30,165	7,097	4.3	77	3	25.7	1,326	322	4.1	100	25	4.0
278	Kushtia RWH	Alamdanga	30,179	14,059	2.1	21,617	12,763	1.7	59	7	8.4	3,150	1,645	1.9	0	84	0.0
279	Kushtia RWH	Bheramara	20,588	13,306	1.5	18,970	6,997	2.7	20	4	5.0	1,242	935	1.3	10	11	0.9
280	Kushtia RWH	Chuadanga Sadar	44,400	23,519	1.9	15,050	10,403	1.4	87	16	5.4	5,954	2,874	2.1	300	32	9.4
281	Kushtia RWH	Damurhuda	32,340	16,683	1.9	19,230	9,768	2.0	64	8	8.0	5,809	2,816	2.1	100	70	1.4
282	Kushtia RWH	Daulatpur	73,100	35,920	2.0	42,066	19,061	2.2	19	5	3.8	6,430	3,047	2.1	0	14	0.0
283	Kushtia RWH	Gangni	44,578	20,959	2.1	12,840	9,537	1.3	51	8	6.4	7,371	3,811	1.9	62	36	1.7
284	Kushtia RWH	Jiban Nagar	18,200	6,381	2.9	21,250	6,461	3.3	57	13	4.4	3,581	1,236	2.9	200	56	3.6
285	Kushtia RWH	Khoksa	24,428	13,297	1.8	19,535	7,389	2.6	45	7	6.4	385	221	1.7	50	25	2.0
286	Kushtia RWH	Kumarkhali	53,504	23,612	2.3	37,298	11,985	3.1	34	7	4.9	4,697	1,661	2.8	0	40	0.0
287	Kushtia RWH	Kushtia Sadar	73,900	40,251	1.8	46,740	22,115	2.1	88	27	3.3	6,887	3,440	2.0	314	53	5.9
288	Kushtia RWH	Meherpur Sadar	38,512	20,321	1.9	15,485	6,670	2.3	36	5	7.2	4,588	2,386	1.9	130	20	6.5
289	Kushtia RWH	Mirpur	50,500	25,364	2.0	9,670	13,668	0.7	24	5	4.8	3,997	1,820	2.2	200	47	4.3
290	Kushtia RWH	Mujib Nagar	15,724	6,827	2.3	10,930	2,162	5.1	33	5	6.6	1,742	824	2.1	10	10	1.0
291	Mymensingh RWH	Atpara	20,300	5,612	3.6	23,495	7,791	3.0	178	7	25.4	918	617	1.5	201	37	5.4
292	Mymensingh RWH	Austagram	36,600	14,240	2.6	41,880	10,866	3.9	140	21	6.7	2,823	1,290	2.2	150	21	7.1
293	Mymensingh RWH	Bajitpur	35,020	16,089	2.2	24,190	12,935	1.9	186	8	23.3	1,436	664	2.2	200	50	4.0
294	Mymensingh RWH	Barhatta	21,604	10,350	2.1	16,475	12,829	1.3	50	5	10.0	2,596	1,373	1.9	5	33	0.2
295	Mymensingh RWH	Bhairab	65,112	21,541	3.0	23,180	14,332	1.6	187	9	20.8	2,772	1,412	2.0	400	75	5.3
296	Mymensingh RWH	Bhaluka	42,600	25,249	1.7	35,965	26,332	1.4	122	35	3.5	3,063	1,474	2.1	200	42	4.8
297	Mymensingh RWH	Dharampasha	47,392	20,721	2.3	39,910	17,223	2.3	174	9	19.3	4,439	1,847	2.4	200	94	2.1
298	Mymensingh RWH	Dhobaura	27,900	11,809	2.4	31,385	12,036	2.6	201	6	33.5	2,250	1,164	1.9	100	15	6.7
299	Mymensingh RWH	Durgapur	45,200	20,404	2.2	35,305	16,132	2.2	161	13	12.4	4,336	2,383	1.8	200	46	4.3
300	Mymensingh RWH	Fulbaria	45,320	19,360	2.3	62,550	34,423	1.8	117	19	6.2	2,680	1,197	2.2	300	26	11.5

SL	Warehouse Name	Upazila Name	Condom			Shukhi			IUD			Injectables			Implant		
			CBL	AMD	MOS	CBL	AMD	MOS	CBL	AMD	MOS	CBL	AMD	MOS	CBL	AMD	MOS
301	Mymensingh RWH	Gaffargaon	63,408	30,921	2.1	67,375	22,863	2.9	223	10	22.3	3,704	1,925	1.9	50	49	1.0
302	Mymensingh RWH	Gauripur	38,664	11,826	3.3	25,100	19,844	1.3	154	12	12.8	3,562	1,630	2.2	200	29	6.9
303	Mymensingh RWH	Haluaghat	35,000	14,010	2.5	19,060	21,187	0.9	241	18	13.4	5,626	1,250	4.5	0	56	0.0
304	Mymensingh RWH	Hossainpur	23,200	8,974	2.6	16,619	11,006	1.5	89	8	11.1	2,127	875	2.4	200	50	4.0
305	Mymensingh RWH	Ishwarganj	37,722	16,980	2.2	25,315	38,698	0.7	222	8	27.8	3,029	1,628	1.9	100	42	2.4
306	Mymensingh RWH	Itna	25,136	9,082	2.8	31,675	11,263	2.8	141	8	17.6	1,266	256	4.9	150	38	3.9
307	Mymensingh RWH	Kalmakanda	40,500	19,401	2.1	28,620	19,074	1.5	155	11	14.1	2,156	1,024	2.1	290	43	6.7
308	Mymensingh RWH	Karimganj	16,896	13,185	1.3	25,500	15,926	1.6	140	5	28.0	1,954	817	2.4	100	144	0.7
309	Mymensingh RWH	Katiadi	38,412	17,465	2.2	33,079	15,088	2.2	110	23	4.8	2,502	1,375	1.8	62	44	1.4
310	Mymensingh RWH	Kendua	37,052	15,069	2.5	37,830	23,815	1.6	193	8	24.1	2,311	1,168	2.0	26	60	0.4
311	Mymensingh RWH	Khaliajuri	16,316	6,586	2.5	26,220	6,001	4.4	100	3	33.3	900	390	2.3	200	53	3.8
312	Mymensingh RWH	Kishoreganj Sadar	49,632	23,469	2.1	53,185	19,387	2.7	481	44	10.9	3,269	1,674	2.0	300	67	4.5
313	Mymensingh RWH	Kuliar Char	41,100	13,373	3.1	19,790	8,332	2.4	113	7	16.1	1,805	766	2.4	200	49	4.1
314	Mymensingh RWH	Madan	27,979	9,719	2.9	30,282	11,026	2.7	163	3	54.3	1,122	562	2.0	300	40	7.5
315	Mymensingh RWH	Mithamain	19,976	7,658	2.6	26,575	6,542	4.1	131	9	14.6	544	211	2.6	172	23	7.5
316	Mymensingh RWH	Mohanganj	16,100	7,906	2.0	18,870	11,567	1.6	177	9	19.7	1,608	862	1.9	300	45	6.7
317	Mymensingh RWH	Muktagachha	55,812	21,870	2.6	38,590	28,758	1.3	200	11	18.2	3,635	1,670	2.2	200	79	2.5
318	Mymensingh RWH	Mymensingh Sadar	120,756	45,501	2.7	77,062	45,981	1.7	293	30	9.8	5,870	2,818	2.1	100	48	2.1
319	Mymensingh RWH	Nandail	29,685	12,378	2.4	3,670	41,406	0.1	126	22	5.7	4,188	2,098	2.0	200	66	3.0
320	Mymensingh RWH	Netrakona Sadar	31,311	14,821	2.1	38,680	22,894	1.7	292	3	97.3	4,800	2,143	2.2	0	97	0.0
321	Mymensingh RWH	Nikli	18,572	7,711	2.4	27,955	6,130	4.6	124	17	7.3	1,100	523	2.1	200	83	2.4
322	Mymensingh RWH	Pakundia	39,180	12,476	3.1	30,884	13,955	2.2	149	14	10.6	2,336	891	2.6	150	64	2.3
323	Mymensingh RWH	Phulpur	50,900	14,723	3.5	58,915	38,512	1.5	102	43	2.4	2,712	1,865	1.5	272	141	1.9
324	Mymensingh RWH	Purbadhala	29,800	12,574	2.4	38,430	19,146	2.0	150	7	21.4	3,481	1,774	2.0	150	76	2.0
325	Mymensingh RWH	Tarail	37,532	17,043	2.2	19,740	13,180	1.5	215	17	12.6	1,934	953	2.0	50	36	1.4

SL	Warehouse Name	Upazila Name	Condom			Shukhi			IUD			Injectables			Implant		
			CBL	AMD	MOS	CBL	AMD	MOS	CBL	AMD	MOS	CBL	AMD	MOS	CBL	AMD	MOS
326	Mymensingh RWH	Trishal	55,728	26,019	2.1	23,645	36,357	0.7	155	13	11.9	2,877	1,518	1.9	200	35	5.7
327	Noakhali RWH	Begumganj	31,100	16,884	1.8	21,910	10,264	2.1	138	65	2.1	1,946	1,539	1.3	10	122	0.1
328	Noakhali RWH	Chatkhil	11,880	3,589	3.3	25,074	3,276	7.7	71	15	4.7	1,173	599	2.0	1	33	0.0
329	Noakhali RWH	Chhagalnaiya	18,400	7,172	2.6	15,515	5,883	2.6	52	8	6.5	1,858	799	2.3	200	25	8.0
330	Noakhali RWH	Companiganj	28,512	10,882	2.6	18,770	6,319	3.0	48	8	6.0	2,467	1,091	2.3	150	43	3.5
331	Noakhali RWH	Daganbhuiyan	23,024	10,448	2.2	11,650	4,957	2.4	72	10	7.2	1,560	810	1.9	100	25	4.0
332	Noakhali RWH	Feni Sadar	62,500	34,336	1.8	31,264	14,505	2.2	416	102	4.1	6,487	3,357	1.9	490	76	6.4
333	Noakhali RWH	Fulgazi	17,992	5,274	3.4	7,285	3,215	2.3	82	12	6.8	962	391	2.5	100	23	4.3
334	Noakhali RWH	Hatiya	61,736	16,389	3.8	72,364	14,637	4.9	354	22	16.1	9,335	2,560	3.6	750	133	5.6
335	Noakhali RWH	Kabirhat	18,474	6,942	2.7	17,465	5,585	3.1	64	9	7.1	2,534	1,110	2.3	5	54	0.1
336	Noakhali RWH	Kamalnagar	14,796	5,930	2.5	19,279	5,630	3.4	71	25	2.8	6,717	3,446	1.9	5	65	0.1
337	Noakhali RWH	Lakshmpur Sadar	20,024	11,960	1.7	17,364	11,217	1.5	5	47	0.1	7,459	4,621	1.6	5	24	0.2
338	Noakhali RWH	Noakhali Sadar	24,600	16,945	1.5	20,210	9,220	2.2	174	37	4.7	5,417	2,232	2.4	200	56	3.6
339	Noakhali RWH	Parshuram	17,328	4,548	3.8	10,565	3,751	2.8	60	9	6.7	1,082	412	2.6	200	34	5.9
340	Noakhali RWH	Ramganj	15,744	5,056	3.1	13,510	3,653	3.7	36	10	3.6	2,286	1,157	2.0	100	23	4.3
341	Noakhali RWH	Ramgati	9,293	3,791	2.5	12,898	5,231	2.5	41	13	3.2	6,237	2,954	2.1	0	102	0.0
342	Noakhali RWH	Roypur	7,652	2,937	2.6	19,565	6,395	3.1	64	23	2.8	2,370	1,072	2.2	100	42	2.4
343	Noakhali RWH	Senbagh	17,300	8,292	2.1	18,345	5,999	3.1	35	14	2.5	2,027	1,072	1.9	50	57	0.9
344	Noakhali RWH	Sonagazi	30,752	11,504	2.7	24,640	7,559	3.3	95	20	4.8	4,950	2,217	2.2	200	39	5.1
345	Noakhali RWH	Sonaimuri	17,700	7,998	2.2	14,345	5,367	2.7	80	11	7.3	2,616	1,431	1.8	105	67	1.6
346	Noakhali RWH	Subarnachar	16,500	10,289	1.6	11,370	8,181	1.4	88	13	6.8	1,250	1,109	1.1	10	143	0.1
347	Pabna RWH	Atgharia	94,168	8,905	10.6	109,520	9,261	11.8	240	5	48.0	6,927	353	19.6	50	29	1.7
348	Pabna RWH	Belkuchi	117,000	41,856	2.8	90,517	20,511	4.4	317	5	63.4	9,353	1,757	5.3	200	38	5.3
349	Pabna RWH	Bera	219,600	10,634	20.7	249,540	12,718	19.6	340	54	6.3	11,077	1,252	8.8	105	46	2.3
350	Pabna RWH	Bhangura	256,984	8,307	30.9	188,145	5,790	32.5	199	5	39.8	3,299	163	20.2	10	25	0.4

SL	Warehouse Name	Upazila Name	Condom			Shukhi			IUD			Injectables			Implant		
			CBL	AMD	MOS	CBL	AMD	MOS	CBL	AMD	MOS	CBL	AMD	MOS	CBL	AMD	MOS
351	Pabna RWH	Chatmohar	132,792	31,170	4.3	56,005	25,081	2.2	650	17	38.2	11,843	1,153	10.3	300	52	5.8
352	Pabna RWH	Faridpur	293,104	7,130	41.1	188,810	5,992	31.5	235	6	39.2	2,109	703	3.0	100	23	4.3
353	Pabna RWH	Ishwardi	124,608	23,419	5.3	115,035	15,296	7.5	358	8	44.8	16,073	1,123	14.3	300	40	7.5
354	Pabna RWH	Kamarkhanda	87,964	12,445	7.1	81,655	8,801	9.3	217	17	12.8	10,461	1,032	10.1	150	25	6.0
355	Pabna RWH	Kazipur	183,400	32,275	5.7	270,955	14,335	18.9	30	60	0.5	13,880	2,141	6.5	450	62	7.3
356	Pabna RWH	Pabna Sadar	50,844	53,381	1.0	25,625	40,237	0.6	140	75	1.9	1,100	7,600	0.1	200	43	4.7
357	Pabna RWH	Royganj	130,000	19,205	6.8	79,180	20,146	3.9	259	21	12.3	13,800	1,946	7.1	100	16	6.3
358	Pabna RWH	Santhia	80,300	21,357	3.8	64,440	18,712	3.4	212	11	19.3	11,400	2,970	3.8	105	48	2.2
359	Pabna RWH	Shahjadpur	209,324	37,671	5.6	271,845	22,886	11.9	699	93	7.5	14,840	4,555	3.3	300	125	2.4
360	Pabna RWH	Sirajganj Sadar	74,600	33,119	2.3	54,273	22,605	2.4	460	27	17.0	16,750	3,261	5.1	250	25	10.0
361	Pabna RWH	Sujanagar	362,304	15,882	22.8	241,355	10,798	22.4	439	13	33.8	8,292	2,216	3.7	200	58	3.4
362	Pabna RWH	Tarash	231,064	13,937	16.6	138,030	14,768	9.3	241	30	8.0	8,933	1,156	7.7	150	14	10.7
363	Pabna RWH	Ullah Para	181,400	47,542	3.8	73,285	37,170	2.0	773	83	9.3	24,378	3,575	6.8	300	24	12.5
364	Patuakhali RWH	Amtali	18,944	10,501	1.8	23,690	16,201	1.5	83	6	13.8	3,045	1,506	2.0	100	128	0.8
365	Patuakhali RWH	Bamna	7,800	3,275	2.4	9,715	4,226	2.3	74	7	10.6	669	181	3.7	150	60	2.5
366	Patuakhali RWH	Barguna Sadar	14,300	8,704	1.6	26,515	12,545	2.1	40	18	2.2	5,100	3,353	1.5	50	76	0.7
367	Patuakhali RWH	Bauphal	22,800	9,194	2.5	32,280	14,172	2.3	170	37	4.6	4,100	1,959	2.1	200	122	1.6
368	Patuakhali RWH	Betagi	8,600	3,992	2.2	10,605	4,658	2.3	75	11	6.8	1,195	570	2.1	100	31	3.2
369	Patuakhali RWH	Dashmina	8,170	4,025	2.0	15,415	6,549	2.4	68	11	6.2	1,799	883	2.0	200	109	1.8
370	Patuakhali RWH	Dumki	10,248	3,298	3.1	9,210	2,745	3.4	49	7	7.0	721	341	2.1	150	16	9.4
371	Patuakhali RWH	Galachipa	26,780	12,412	2.2	20,835	20,539	1.0	72	14	5.1	7,766	3,827	2.0	50	235	0.2
372	Patuakhali RWH	Kalapara	18,312	8,053	2.3	23,015	13,487	1.7	35	12	2.9	5,256	2,643	2.0	150	31	4.8
373	Patuakhali RWH	Mirzaganj	11,680	5,727	2.0	11,955	6,215	1.9	46	2	23.0	1,291	569	2.3	150	34	4.4
374	Patuakhali RWH	Patharghata	14,872	6,391	2.3	14,435	8,313	1.7	64	9	7.1	2,451	1,249	2.0	100	43	2.3
375	Patuakhali RWH	Patuakhali Sadar	29,712	13,997	2.1	25,238	13,594	1.9	130	41	3.2	5,707	2,905	2.0	30	59	0.5

SL	Warehouse Name	Upazila Name	Condom			Shukhi			IUD			Injectables			Implant		
			CBL	AMD	MOS	CBL	AMD	MOS	CBL	AMD	MOS	CBL	AMD	MOS	CBL	AMD	MOS
376	Rajshahi RWH	Bagatipara	60,576	14,980	4.0	24,820	6,856	3.6	33	4	8.3	898	290	3.1	50	55	0.9
377	Rajshahi RWH	Bagha	56,400	21,912	2.6	16,875	7,977	2.1	97	5	19.4	3,037	1,261	2.4	150	31	4.8
378	Rajshahi RWH	Baghmara	115,400	36,269	3.2	31,395	23,907	1.3	102	36	2.8	2,651	1,551	1.7	500	10	50.0
379	Rajshahi RWH	Baraigram	93,600	21,250	4.4	41,815	14,606	2.9	60	19	3.2	4,240	1,888	2.2	220	31	7.1
380	Rajshahi RWH	Bholahat	21,724	7,465	2.9	17,315	4,757	3.6	60	2	30.0	1,327	508	2.6	150	9	16.7
381	Rajshahi RWH	Boalia	118,800	36,110	3.3	36,190	4,343	8.3	144	23	6.3	5,050	1,390	3.6	450	78	5.8
382	Rajshahi RWH	Chapai Nababganj Sadar	111,000	48,456	2.3	46,665	18,668	2.5	105	58	1.8	5,140	2,795	1.8	50	37	1.4
383	Rajshahi RWH	Charghat	91,200	20,737	4.4	29,180	11,371	2.6	60	9	6.7	800	475	1.7	10	30	0.3
384	Rajshahi RWH	Durgapur	81,468	15,166	5.4	30,374	7,109	4.3	22	3	7.3	454	317	1.4	50	12	4.2
385	Rajshahi RWH	Godagari	131,700	36,683	3.6	75,320	15,985	4.7	39	4	9.8	6,824	2,892	2.4	100	26	3.8
386	Rajshahi RWH	Gomastapur	50,400	26,251	1.9	18,377	14,000	1.3	37	12	3.1	1,907	890	2.1	2	32	0.1
387	Rajshahi RWH	Gurudaspur	115,656	23,410	4.9	45,333	14,752	3.1	60	7	8.6	2,254	1,043	2.2	400	30	13.3
388	Rajshahi RWH	Lalpur	62,200	19,994	3.1	31,455	16,113	2.0	75	8	9.4	1,528	1,383	1.1	115	27	4.3
389	Rajshahi RWH	Mohanpur	130,414	17,506	7.4	31,335	10,639	2.9	37	3	12.3	1,876	1,846	1.0	150	21	7.1
390	Rajshahi RWH	Nachole	114,900	10,749	10.7	31,450	6,185	5.1	21	2	10.5	1,700	650	2.6	110	12	9.2
391	Rajshahi RWH	Natore Sadar	57,692	30,314	1.9	39,561	15,139	2.6	100	23	4.3	2,573	1,054	2.4	350	46	7.6
392	Rajshahi RWH	Paba	106,500	39,095	2.7	40,050	10,773	3.7	50	3	16.7	5,995	2,776	2.2	310	43	7.2
393	Rajshahi RWH	Puthia	45,600	23,020	2.0	29,020	11,271	2.6	22	8	2.8	2,466	928	2.7	120	30	4.0
394	Rajshahi RWH	Shibganj	79,200	45,186	1.8	33,600	21,062	1.6	60	11	5.5	3,600	1,628	2.2	100	36	2.8
395	Rajshahi RWH	Singra	147,732	32,592	4.5	55,304	21,772	2.5	53	11	4.8	3,692	1,821	2.0	450	107	4.2
396	Rajshahi RWH	Tanore	93,000	17,519	5.3	36,700	13,851	2.6	37	9	4.1	1,601	813	2.0	300	102	2.9
397	Rangamati RWH	Baghaichhari	25,954	7,494	3.5	11,743	5,484	2.1	46	3	15.3	1,187	282	4.2	162	22	7.4
398	Rangamati RWH	Barkal	15,100	3,840	3.9	7,935	3,201	2.5	37	2	18.5	3,410	336	10.1	72	6	12.0
399	Rangamati RWH	Belai Chhari	5,589	1,644	3.4	18,753	2,314	8.1	55	3	18.3	359	106	3.4	70	10	7.0
400	Rangamati RWH	Jurai Chhari	10,020	1,658	6.0	7,740	1,668	4.6	49	3	16.3	941	121	7.8	120	18	6.7

SL	Warehouse Name	Upazila Name	Condom			Shukhi			IUD			Injectables			Implant		
			CBL	AMD	MOS	CBL	AMD	MOS	CBL	AMD	MOS	CBL	AMD	MOS	CBL	AMD	MOS
401	Rangamati RWH	Kaptai	7,500	4,186	1.8	10,205	2,338	4.4	56	2	28.0	2,254	297	7.6	100	26	3.8
402	Rangamati RWH	Kawkhali (betbunia)	13,840	3,018	4.6	9,793	2,490	3.9	19	3	6.3	1,840	377	4.9	42	22	1.9
403	Rangamati RWH	Langadu	45,396	4,885	9.3	14,935	3,882	3.8	148	3	49.3	4,453	325	13.7	200	37	5.4
404	Rangamati RWH	Naniarchar	7,020	4,990	1.4	6,415	4,009	1.6	34	3	11.3	765	166	4.6	100	13	7.7
405	Rangamati RWH	Rajasthali	3,620	992	3.6	7,787	1,546	5.0	70	2	35.0	267	69	3.9	80	19	4.2
406	Rangamati RWH	Rangamati Sadar	25,036	8,569	2.9	19,960	6,607	3.0	195	45	4.3	2,957	493	6.0	120	27	4.4
407	Rangpur RWH	Aditmari	27,700	11,764	2.4	36,185	13,476	2.7	169	72	2.3	5,108	1,919	2.7	0	56	0.0
408	Rangpur RWH	Badarganj	22,908	9,454	2.4	59,826	18,752	3.2	100	34	2.9	5,650	1,833	3.1	300	41	7.3
409	Rangpur RWH	Bhurungamari	38,652	15,408	2.5	29,940	16,694	1.8	91	33	2.8	5,927	2,855	2.1	200	51	3.9
410	Rangpur RWH	Chilmari	33,560	12,594	2.7	29,335	11,185	2.6	44	10	4.4	2,535	992	2.6	50	42	1.2
411	Rangpur RWH	Dimla	17,144	7,332	2.3	19,220	20,377	0.9	157	30	5.2	3,602	1,765	2.0	0	99	0.0
412	Rangpur RWH	Domar	17,976	6,944	2.6	32,502	14,359	2.3	101	16	6.3	4,434	2,114	2.1	5	39	0.1
413	Rangpur RWH	Fulchhari	57,736	20,467	2.8	44,760	9,446	4.7	57	17	3.4	6,491	2,605	2.5	0	22	0.0
414	Rangpur RWH	Gaibandha Sadar	40,926	16,964	2.4	51,814	23,989	2.2	104	17	6.1	7,296	3,517	2.1	100	174	0.6
415	Rangpur RWH	Gangachara	28,788	11,848	2.4	16,346	16,871	1.0	119	25	4.8	8,602	3,921	2.2	300	54	5.6
416	Rangpur RWH	Gobindaganj	219,336	33,187	6.6	88,465	30,930	2.9	42	12	3.5	4,153	3,028	1.4	664	71	9.4
417	Rangpur RWH	Hatibandha	21,784	10,015	2.2	48,630	13,041	3.7	84	26	3.2	3,863	2,105	1.8	50	57	0.9
418	Rangpur RWH	Jaldhaka	97,368	13,869	7.0	54,000	22,383	2.4	183	19	9.6	7,352	3,508	2.1	50	94	0.5
419	Rangpur RWH	Kaliganj	25,592	6,289	4.1	16,305	11,436	1.4	109	57	1.9	2,840	1,255	2.3	300	39	7.7
420	Rangpur RWH	Kaunia	26,600	11,460	2.3	37,915	10,860	3.5	66	7	9.4	6,182	2,725	2.3	200	64	3.1
421	Rangpur RWH	Kishoreganj	49,600	5,534	9.0	45,960	16,081	2.9	86	36	2.4	3,650	1,403	2.6	300	94	3.2
422	Rangpur RWH	Kurigram Sadar	24,984	11,124	2.2	18,303	14,608	1.3	79	31	2.5	5,021	2,586	1.9	50	45	1.1
423	Rangpur RWH	Lalmonirhat Sadar	28,148	9,881	2.8	28,000	15,767	1.8	46	11	4.2	5,942	2,498	2.4	0	58	0.0
424	Rangpur RWH	Mitha Pukur	56,400	18,268	3.1	46,110	24,289	1.9	71	4	17.8	4,877	2,315	2.1	50	44	1.1
425	Rangpur RWH	Nageshwari	31,399	13,496	2.3	35,725	30,720	1.2	100	23	4.3	9,400	4,500	2.1	0	54	0.0

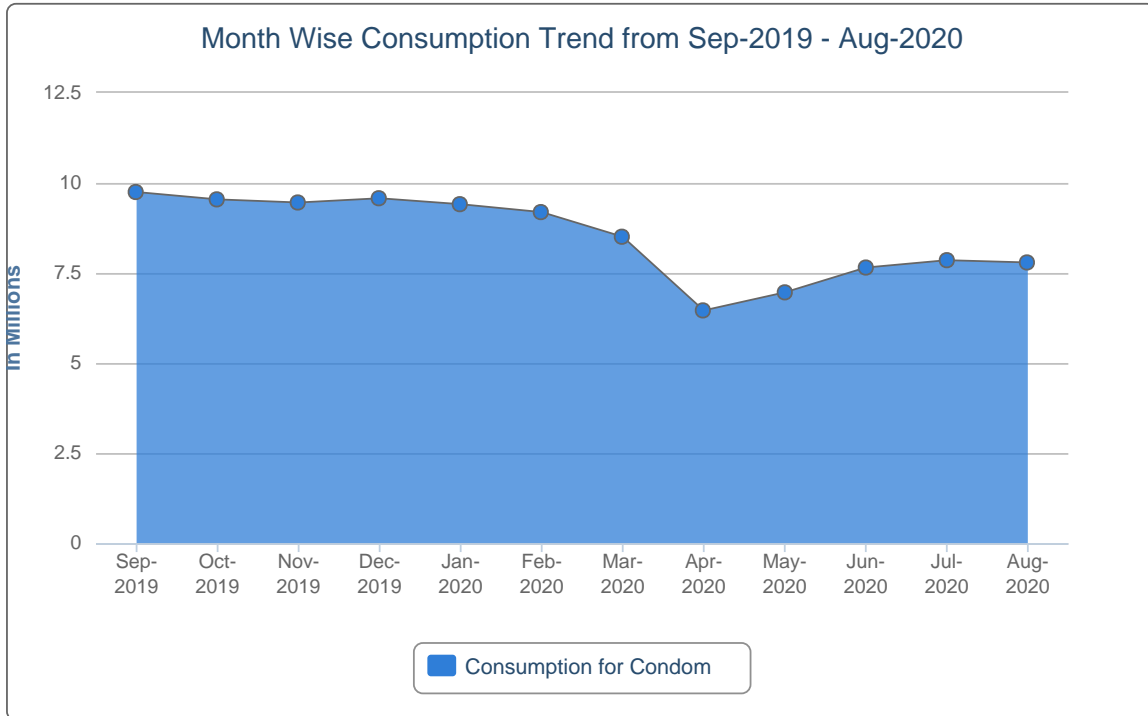
SL	Warehouse Name	Upazila Name	Condom			Shukhi			IUD			Injectables			Implant		
			CBL	AMD	MOS	CBL	AMD	MOS	CBL	AMD	MOS	CBL	AMD	MOS	CBL	AMD	MOS
426	Rangpur RWH	Nilphamari Sadar	36,101	8,499	4.2	46,075	28,379	1.6	130	37	3.5	6,896	3,001	2.3	50	96	0.5
427	Rangpur RWH	Palashbari	47,080	8,365	5.6	28,279	15,914	1.8	63	5	12.6	3,913	2,073	1.9	50	83	0.6
428	Rangpur RWH	Patgram	19,992	5,474	3.7	43,870	12,828	3.4	83	16	5.2	3,260	1,768	1.8	150	29	5.2
429	Rangpur RWH	Phulbari	17,600	6,086	2.9	15,380	12,981	1.2	195	80	2.4	4,997	2,491	2.0	0	32	0.0
430	Rangpur RWH	Pirgachha	35,700	16,500	2.2	30,680	19,949	1.5	120	49	2.4	5,550	3,187	1.7	400	65	6.2
431	Rangpur RWH	Pirganj	90,500	19,662	4.6	113,040	28,807	3.9	120	21	5.7	5,200	2,487	2.1	100	74	1.4
432	Rangpur RWH	Rajarhat	36,116	12,220	3.0	35,275	13,564	2.6	78	17	4.6	4,022	1,966	2.0	0	42	0.0
433	Rangpur RWH	Rangpur Sadar	69,600	24,100	2.9	56,580	23,466	2.4	167	24	7.0	9,961	2,894	3.4	828	95	8.7
434	Rangpur RWH	Sadullapur	69,624	23,096	3.0	63,240	21,572	2.9	171	76	2.3	8,594	3,991	2.2	350	39	9.0
435	Rangpur RWH	Saghata	12,680	9,276	1.4	5,725	18,382	0.3	73	10	7.3	1,726	1,378	1.3	50	46	1.1
436	Rangpur RWH	Saidpur	35,308	10,275	3.4	32,170	9,431	3.4	128	4	32.0	2,598	1,355	1.9	0	19	0.0
437	Rangpur RWH	Sundarganj	61,888	29,237	2.1	68,058	40,109	1.7	269	74	3.6	14,202	7,307	1.9	900	209	4.3
438	Rangpur RWH	Taraganj	14,534	8,233	1.8	30,295	9,275	3.3	66	3	22.0	2,452	1,040	2.4	100	81	1.2
439	Rangpur RWH	Ulipur	84,704	22,432	3.8	26,470	26,814	1.0	116	7	16.6	8,434	3,169	2.7	0	80	0.0
440	Sylhet RWH	Ajmiriganj	17,108	3,952	4.3	1,920	5,459	0.4	38	5	7.6	653	362	1.8	50	44	1.1
441	Sylhet RWH	Bahubal	19,440	5,290	3.7	16,927	5,221	3.2	33	2	16.5	919	374	2.5	50	26	1.9
442	Sylhet RWH	Balaganj	62,600	23,958	2.6	10,115	7,854	1.3	48	5	9.6	3,369	1,474	2.3	101	52	1.9
443	Sylhet RWH	Baniachong	29,390	8,931	3.3	20,060	12,555	1.6	15	6	2.5	1,390	715	1.9	7	55	0.1
444	Sylhet RWH	Barlekha	20,924	5,476	3.8	4,815	5,049	1.0	15	5	3.0	948	355	2.7	50	43	1.2
445	Sylhet RWH	Beani Bazar	38,000	13,253	2.9	6,840	4,474	1.5	44	7	6.3	1,260	521	2.4	105	24	4.4
446	Sylhet RWH	Bishwambarpur	14,876	4,785	3.1	4,635	6,629	0.7	20	3	6.7	851	660	1.3	124	20	6.2
447	Sylhet RWH	Bishwanath	21,700	7,677	2.8	8,359	3,351	2.5	51	4	12.8	1,163	393	3.0	122	27	4.5
448	Sylhet RWH	Chhatak	33,996	11,653	2.9	1,720	8,326	0.2	98	22	4.5	1,722	664	2.6	271	27	10.0
449	Sylhet RWH	Chunarughat	22,830	6,534	3.5	7,241	10,756	0.7	6	4	1.5	668	729	0.9	1	20	0.1
450	Sylhet RWH	Companiganj	41,900	13,860	3.0	24,560	6,871	3.6	46	2	23.0	3,553	1,242	2.9	50	26	1.9

SL	Warehouse Name	Upazila Name	Condom			Shukhi			IUD			Injectables			Implant		
			CBL	AMD	MOS	CBL	AMD	MOS	CBL	AMD	MOS	CBL	AMD	MOS	CBL	AMD	MOS
451	Sylhet RWH	Dakshin Sunamganj	21,500	8,774	2.5	7,450	6,303	1.2	39	4	9.8	1,436	636	2.3	120	57	2.1
452	Sylhet RWH	Dakshin Surma	103,600	28,685	3.6	13,005	9,140	1.4	26	2	13.0	2,182	1,015	2.1	60	24	2.5
453	Sylhet RWH	Derai	34,804	25,314	1.4	270	9,917	0.0	30	6	5.0	1,606	843	1.9	70	36	1.9
454	Sylhet RWH	Dowarabazar	21,848	10,108	2.2	235	9,280	0.0	16	3	5.3	1,594	702	2.3	46	56	0.8
455	Sylhet RWH	Fenchuganj	26,200	4,722	5.5	8,070	3,099	2.6	63	7	9.0	747	228	3.3	35	14	2.5
456	Sylhet RWH	Golapganj	53,692	17,993	3.0	20,550	4,761	4.3	19	7	2.7	1,463	505	2.9	200	35	5.7
457	Sylhet RWH	Gowainghat	63,600	17,157	3.7	11,354	9,011	1.3	60	4	15.0	5,614	2,598	2.2	50	78	0.6
458	Sylhet RWH	Habiganj Sadar	38,600	12,962	3.0	24,393	13,334	1.8	180	70	2.6	2,605	1,217	2.1	50	27	1.9
459	Sylhet RWH	Jagannathpur	25,232	10,252	2.5	5,535	5,629	1.0	82	5	16.4	940	311	3.0	10	41	0.2
460	Sylhet RWH	Jaintiapur	50,700	15,956	3.2	14,945	6,775	2.2	72	11	6.5	5,000	2,299	2.2	100	23	4.3
461	Sylhet RWH	Jamalganj	31,048	11,264	2.8	1,400	9,849	0.1	25	3	8.3	2,239	1,074	2.1	150	27	5.6
462	Sylhet RWH	Juri	19,500	7,321	2.7	2,660	5,123	0.5	56	11	5.1	1,194	359	3.3	200	62	3.2
463	Sylhet RWH	Kamalganj	39,200	10,806	3.6	16,555	8,559	1.9	70	17	4.1	2,040	806	2.5	120	31	3.9
464	Sylhet RWH	Kanaighat	74,748	25,677	2.9	7,390	11,983	0.6	67	4	16.8	4,589	2,573	1.8	160	36	4.4
465	Sylhet RWH	Kulaura	28,612	9,648	3.0	13,020	9,388	1.4	6	3	2.0	4,637	2,066	2.2	100	21	4.8
466	Sylhet RWH	Lakhai	18,744	5,769	3.2	14,470	6,701	2.2	45	4	11.3	1,061	401	2.6	165	54	3.1
467	Sylhet RWH	Madhabpur	22,800	8,193	2.8	7,523	12,822	0.6	28	4	7.0	1,502	735	2.0	100	41	2.4
468	Sylhet RWH	Maulvibazar Sadar	42,456	8,813	4.8	15,743	8,348	1.9	118	41	2.9	1,910	739	2.6	80	27	3.0
469	Sylhet RWH	Nabiganj	27,900	7,091	3.9	2,005	9,578	0.2	36	8	4.5	705	406	1.7	50	45	1.1
470	Sylhet RWH	Rajnagar	38,100	8,470	4.5	10,485	9,125	1.1	50	8	6.3	2,488	1,091	2.3	50	44	1.1
471	Sylhet RWH	Sreemangal	30,000	9,735	3.1	4,809	10,539	0.5	101	25	4.0	2,509	1,095	2.3	0	35	0.0
472	Sylhet RWH	Sulla	16,600	6,660	2.5	5,305	4,564	1.2	39	2	19.5	808	379	2.1	100	24	4.2
473	Sylhet RWH	Sunamganj Sadar	29,996	9,104	3.3	12,404	6,893	1.8	87	15	5.8	2,602	932	2.8	237	30	7.9
474	Sylhet RWH	Sylhet Sadar	143,820	55,463	2.6	26,414	23,826	1.1	166	49	3.4	18,216	8,422	2.2	45	81	0.6
475	Sylhet RWH	Tahirpur	28,844	14,944	1.9	2,130	8,802	0.2	12	2	6.0	1,214	704	1.7	10	34	0.3

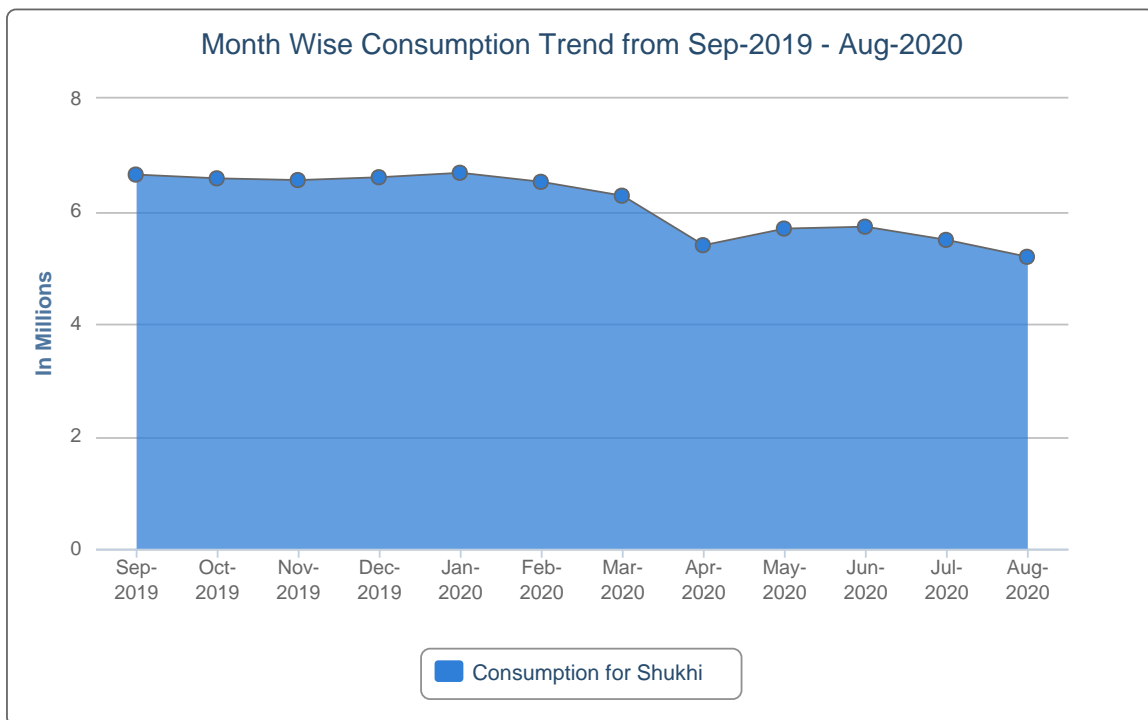
SL	Warehouse Name	Upazila Name	Condom			Shukhi			IUD			Injectables			Implant		
			CBL	AMD	MOS	CBL	AMD	MOS	CBL	AMD	MOS	CBL	AMD	MOS	CBL	AMD	MOS
476	Sylhet RWH	Zakiganj	60,092	20,251	3.0	15,868	7,875	2.0	27	3	9.0	2,151	1,045	2.1	260	94	2.8
477	Tangail RWH	Basail	59,536	14,402	4.1	59,040	8,223	7.2	367	14	26.2	12,047	720	16.7	200	63	3.2
478	Tangail RWH	Bhuapur	74,556	17,923	4.2	53,409	15,295	3.5	496	12	41.3	5,050	1,326	3.8	100	41	2.4
479	Tangail RWH	Chauhali	30	12,473	0.0	34,315	6,928	5.0	140	9	15.6	4,109	1,185	3.5	401	32	12.5
480	Tangail RWH	Delduar	49,500	13,998	3.5	40,797	11,652	3.5	290	15	19.3	15,290	744	20.6	450	31	14.5
481	Tangail RWH	Ghatail	108,000	28,455	3.8	60,000	29,517	2.0	158	8	19.8	13,900	2,562	5.4	500	53	9.4
482	Tangail RWH	Gopalpur	113,820	13,784	8.3	79,595	11,767	6.8	250	12	20.8	9,178	1,146	8.0	500	38	13.2
483	Tangail RWH	Kalihati	72,692	20,838	3.5	27,730	21,278	1.3	223	37	6.0	15,493	2,844	5.4	310	63	4.9
484	Tangail RWH	Madhupur	93,600	17,793	5.3	48,330	21,895	2.2	495	14	35.4	12,106	2,321	5.2	600	50	12.0
485	Tangail RWH	Mirzapur	89,628	22,795	3.9	41,490	21,856	1.9	396	10	39.6	12,509	918	13.6	400	30	13.3
486	Tangail RWH	Nagarpur	78,824	23,359	3.4	40,189	18,590	2.2	313	47	6.7	11,278	1,860	6.1	0	57	0.0
487	Tangail RWH	Sakhipur	47,800	21,713	2.2	35,800	22,369	1.6	400	11	36.4	3,365	857	3.9	600	13	46.2
488	Tangail RWH	Tangail Sadar	44,100	35,963	1.2	47,955	23,164	2.1	175	7	25.0	15,791	2,429	6.5	100	50	2.0

7. Month-wise Consumption Trend

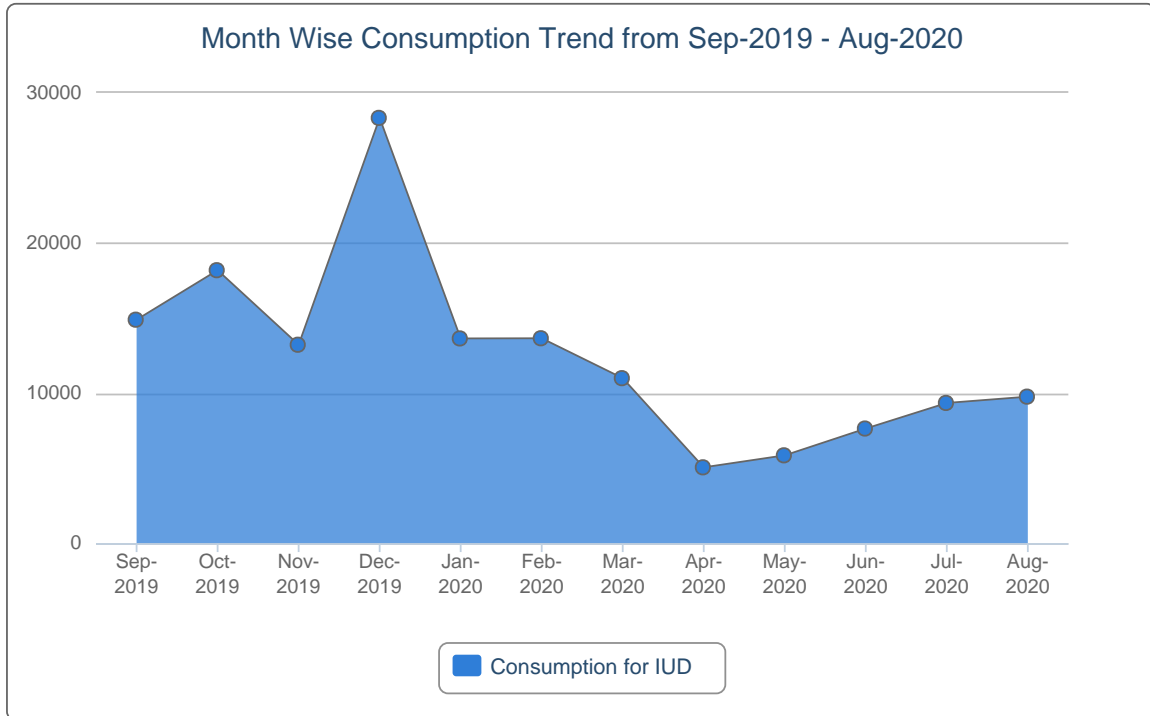
7(a).



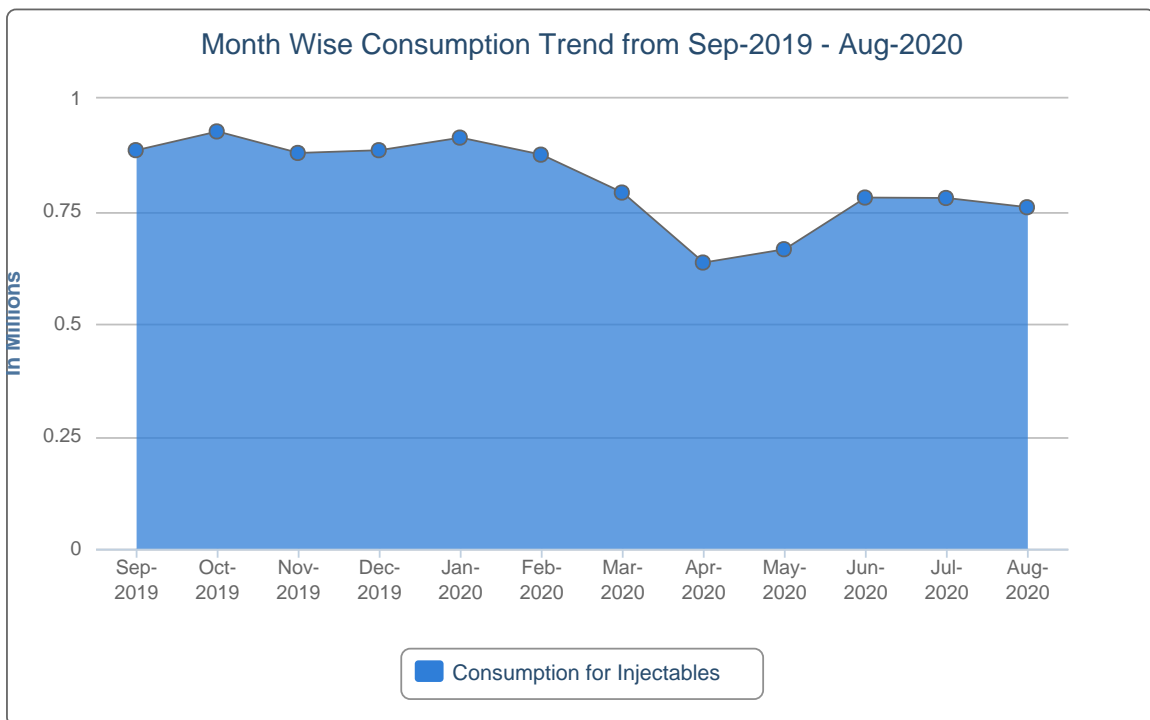
7(b).



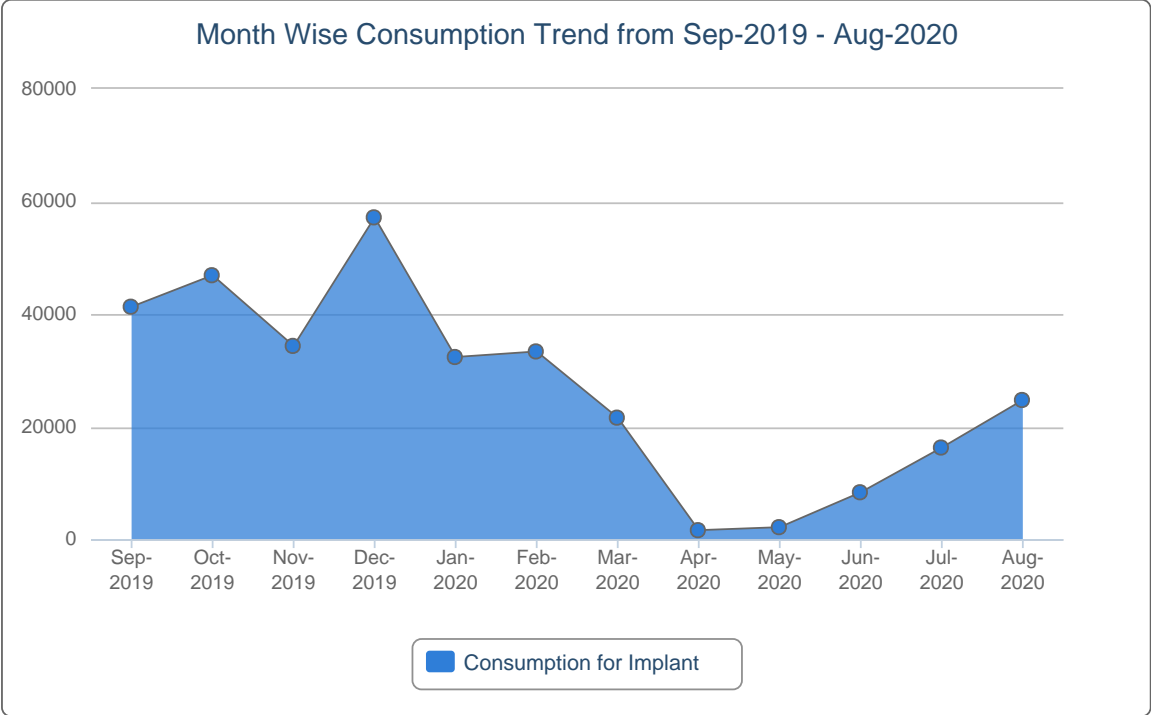
7(c).



7(d).



7(e).



8. Report on Upazila and Warehouse Having Stock Out in last month

SL	Products Name	No of Stockout WH	% of Stockout WH	No of Stockout Upazila Store	% of Stockout Upazila Store	No of Stockout Upazila Field	% of Stockout Upazila Field
1	Condom	0	0%	0	0%	0	0%
2	Oral Pill (Total)	0	0%	0	0%	0	0%
3	IUD	0	0%	1	0%	0	0%
4	Injectables	0	0%	0	0%	0	0%
5	Implant (Total)	0	0%	-	-	0	0%

List of Stock Out Warehouses

SL	Commodity	Warehouse	Phone
<i>No StockOut in Warehouse</i>			

List of StockOut Upazilas

SL	Commodity	Warehouse	District	Upazila	Phone
1	IUD	Khulna RWH	Khulna	Rupsa, Khulna	01711935251

“ছেলে হোক, মেয়ে হোক,
দু’টি সন্তানই যথেষ্ট”

Management Information System (MIS)
Directorate General of Family Planning (DGFP)
6, Kawran Bazar, Dhaka- 1215
Email: dirmis@dgfp.gov.bd, dirls@dgfp.gov.bd
www.dgfp.gov.bd, www.scmpbd.org

If you need more information, please visit at <https://www.scmpbd.org>