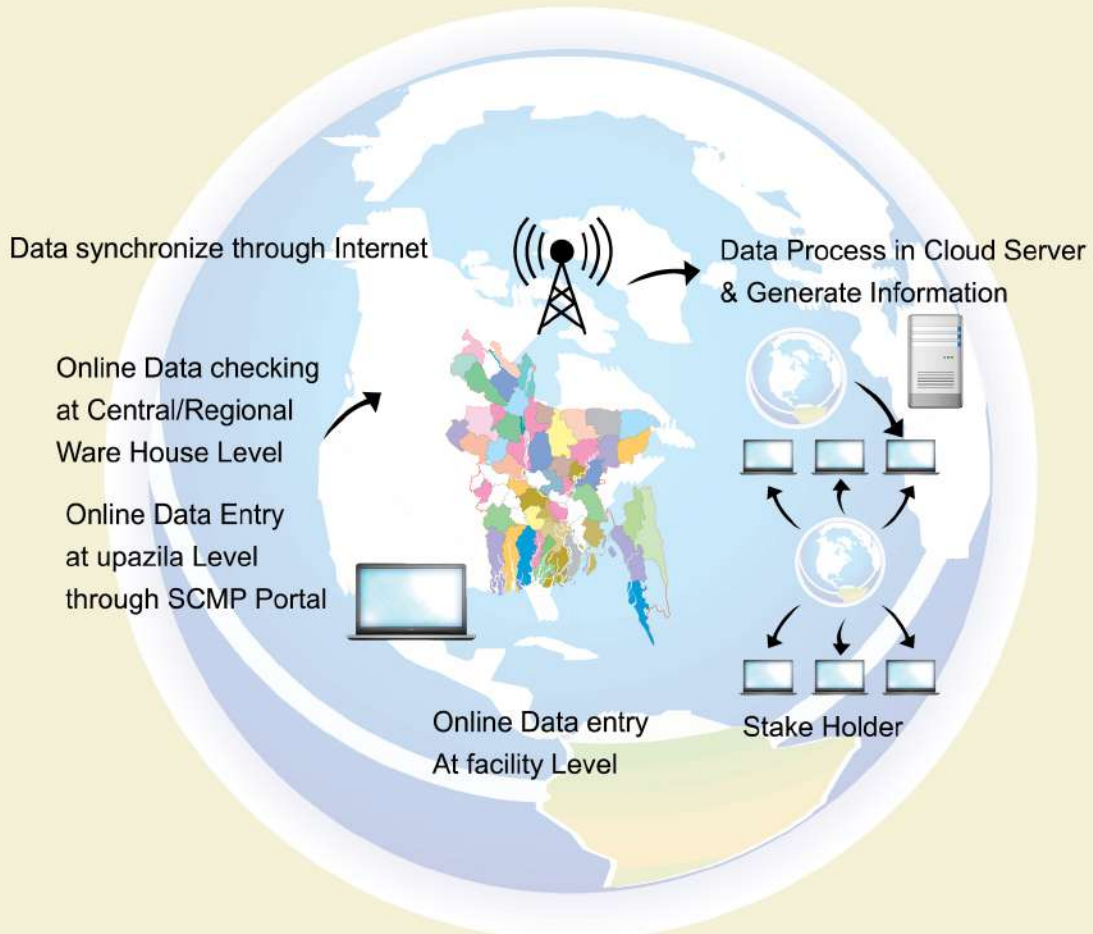




মুজিববর্ষে স্বাস্থ্য খাত
এগিয়ে যাবে অনেক ধাপ

FAMILY PLANNING MONTHLY LOGISTICS REPORT February 2020

Logistics Management Information System (LMIS) Data Flow System



Management Information System (MIS)
Directorate General of Family Planning (DGFP)

Government of the People's Republic of Bangladesh
Medical Education and Family Welfare Division
Directorate General of Family Planning
Management Information System (MIS)
6, Kawran Bazar, Dhaka- 1215
www.dgfp.gov.bd

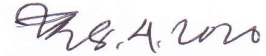
Memo No. 59.11.00000.402.16.002.19-81

Date: 28 April, 2020.

Sub: Family Planning Monthly Logistics Report for the Month of February, 2020.

Family Planning Monthly Logistics Report for the Month of February'2020 is sent herewith for your kind information & necessary action. This report is prepared on the basis of Form-7 submitted by Warehouses and Form-7B submitted by Upazila Family Planning Offices by using WIMS & UIMS operational tools. It provides useful information on monthly distribution and stock balance of all the major contraceptives & DDS Kits of Warehouse/Upazila Stores. A summary of important events happened during reporting month has been included in this report. For more information you are requested to visit at www.scmpbd.org web site.

Comments and suggestions for improvement of this report will be highly appreciated.



(Manoj Kumar Roy)
Joint Secretary (MEFW Division)
and
Director & Line Director (MIS)
Phone: 55012352
Mail: dirmis@dgfp.gov.bd

Memo No. 59.11.00000.402.16.002.19-81/1(202)

Date: 28 April, 2020.

Copy of the report forwarded to:

1. Secretary, Medical Education & Family Welfare Division, Ministry of Health & Family Welfare, Bangladesh Secretariat, Dhaka.
2. Additional Secretary (Admin), Medical Education & Family Welfare Division, Ministry of Health & Family Welfare, Bangladesh Secretariat, Dhaka.
3. Director (Administration), Directorate General of Family Planning, 6 Kawran Bazar, Dhaka 1215.
4. Joint Secretary (Development), Medical Education & Family Welfare Division, Ministry of Health & Family Welfare, Bangladesh Secretariat, Dhaka.
5. Director (Logistics & Supply) and Line Director (Procurement, Storage & Supply Management), Directorate General of Family Planning, 6 Kawran Bazar, Dhaka 1215.
6. Director & Line Director (MIS), Directorate General of Family Planning, 6 Kawran Bazar, Dhaka.
7. Director Finance & Line Director (Family Planning Field Service Delivery), Directorate General of Family Planning, 6 Kawran Bazar, Dhaka 1215.
8. Director (IEM) & Line Director (Information, Education and Communication), Directorate General of Family Planning, 6 Kawran Bazar, Dhaka 1215.

9. Director (Planning) & Line Director (Planning Monitoring and Evaluation), Directorate General of Family Planning, 6 Kawran Bazar, Dhaka 1215.
10. Director (MCH-Services) & Line Director (MCRAH), Directorate General of Family Planning, 6 Kawran Bazar, Dhaka 1215.
11. Line Director (CCSDP, Directorate General of Family Planning, 6 Kawran Bazar, Dhaka 1215.
12. Director (Audit), Directorate General of Family Planning, 6 Kawran Bazar, Dhaka 1215.
13. Divisional Director, Family Planning, Dhaka / Chittagong / Rajshahi / Khulna / Sylhet / Barisal/ Rangpur/ Mymensingh Division.
14. Joint Chief (Planning), Health Service Division, Ministry of Health & Family Welfare, Bangladesh Secretariat, Dhaka
15. Joint Chief (Population & Planning wing), Planning commission, Sher-e-Bangla Nagar, Dhaka.
16. Joint Chief (Planning), Program Management and Monitoring Unit (PMMU), Azimpur, Dhaka-1205.
17. Superintendent, Maternal & Child Health Training Institute (MCHTI), Azimpur, Dhaka.
18. Director, Mohammadpur Fertility Services & Training Centre (MFSTC), Mohammadpur, Dhaka.
19. Director, Maternal & Child Health Training Institute (MCHTI), Lalkuthi, Mirpur, Dhaka.
20. P.S. to the Honorable Minister, Ministry of Health and Family Welfare, Bangladesh Secretariat, Dhaka, for kind information of the Honorable Minister.
21. Deputy Chief (Planning), Medical Education & Family Welfare Division, Ministry of Health & Family Welfare, Bangladesh Secretariat, Dhaka.
22. Additional Director (Drugs and Stores), Directorate General of Family Planning, Central Warehouse, Mohakhali, Dhaka.
23. Deputy Director, Family Planning, ----- District (You are requested to take appropriate measures to ensure timely online submission of Form 7B report from upazilas).
24. Regional/District Consultant, FPCS-QIT, District Family Planning Office, ----- District.
25. Central/Regional Supply Officer, Family Planning, ----- CWH/RWHs.
26. Assistant Maintenance Engineer, MIS Unit, DGFP (Requested to upload this report to DGFP website).
27. Country Project Director, SIAPS/MSH, House: 3, Road: No. 23B, Gulshan-1, Dhaka-1212.
28. Country Director, the World Bank, E-32, Agargaon, Sher-e-Bangla Nagar, Dhaka-1207.
29. Team Leader, Population & Health Team, USAID, Madani Avenue, Baridhara, Dhaka.
30. Country Representative, UNFPA, IDB Bhaban, Agargaon, Sher-E-Bangla Nagar, Dhaka.
31. Managing Director, SMC, SMC Tower, 33 Banani C/A, Dhaka-1213.
32. Documentation Center, IEM Unit, Directorate General of Family Planning, 6 Kawran Bazar, Dhaka.
33. Responsible person of Dispatch Section, MIS Unit, DGFP (Requested to distribute the published 'Family Planning Monthly Logistics Report' to concerned Person/Office/Organization).
34. PA to Director General, Directorate General of Family Planning, 6 Kawran Bazar, Dhaka 1215.
35. Concerned Organization/Person.












28.04.2020
(Ajoy Ratan Barua)
Deputy Director (MIS)

Table Of Contents

	Page
1. DGFP Stock Status Report	1-2
2. National Receipts Quantity by Product by Month	3
3. National Level Contraceptive Summary Report	4
4. Stock Status Report at Different Levels	5
5. Contraceptive Stock Status by Product at Upazila Store and Field	6-10
6. Contraceptive Stock Status by Product at Regional Warehouses/Upazila	11-31
7. Month-wise Consumption Trend	32-34
8. Report on Upazila and Warehouse Having Stock Out in last month	35

1. DGFP Stock Status Report

		 <div style="text-align: center;">DGFP STOCK STATUS REPORT for Contraceptives - February 2020</div> 																														
Year →	2020												2021												2022							
Month →	3	4	5	6	7	8	9	10	11	12	1	2	3	4	5	6	7	8	9	10	11	12	1	2	3	4	5	6	7	8	9	10
Min.-Max. →	Min						Max																									
Product ↓	CS - 65.97m : 7.0 MOS																															
Condom	7.0 MOS						134.46m = 14.0 MOS																									
*AMC = 9.47m	FY 2019-20: 175.75m (41.29m received)																															
	CS - 59.32m : 8.7 MOS																															
Pill (Total)	8.7 MOS						74m = 10.8 MOS																									
*AMC = 6.85m	FY 2019-20: 50m (2nd Generation)-RPA, 21m (3rd Generation)-RPA																															
	APON : 3m (GOB-RPA)																															
	CS (0.721m): 42.4 MOS																															
IUD	42.4 MOS (August 2023) 																															
*AMC = 17,027																																
	CS (10.99m): 12.3 MOS																															
Injectables	12.3 MOS						13.25m = 14.8 MOS																									
*AMC = 0.892m	FY 2019-20: 13.25m (RPA)																															
	CS-(0.439m) - 10.7 MOS																															
	FY 2019-20: 0.3m																															
Implant	10.7 MOS						0.3m = 7.3 MOS																									
*AMC = 41,045																																
	Pill (Total): 2nd & 3rd generation Shukhi and APON																															
	*AMC is calculated based on past 6-months consumption																															
	Data Sources: DGFP/L&S unit, DGFP LMIS web site - https://scmpbd.org/ Central Warehouse WIMS data and Approved DGFP Procurement Plan																															
	National min-max stock level is 6 & 10 MOS																															
	Legend:  Current Stock (CS): Less than 3 MOS  Current Stock (CS): MOS 3.0 to Less than 6 MOS  Current Stock (CS): MOS 6 and above  Planned for FY 2019-20  Procurement completed, yet to be received  Donation AMC = Average Monthly Consumption																															

DGFP STOCK STATUS NOTES
(For Contraceptives)
Month: February 2020

CONDOM – Current national stock is 65.97 million pieces and this stock can be used up to September 2020.

- 2019-20: GoB (Rev.) – 175.75 million pcs: DGFP received 41.29 million as of 29th February 2020. Rest 134.46 million is scheduled to deliver to DGFP from March 2020 and onward.

PILL – Current national stock of Oral Contraceptive Pill is 59.32 million cycles which will go up to November 2020.

- 2019-20: GoB (Rev) – 4 million cycles (3rd generation): Goods received in full quantity on 17th February 2020.
- 2019-20: GoB (Rev) – 1 million cycles (POP): Goods received in full quantity on 04/12/2019.
- 2019-20: GoB (RPA) – 50 million cycles (2nd generation): Revised plan. DG – DGFP approved and yet go get approval from MOHFW.
- 2019-20: GoB (RPA) – 10 million cycles (3rd generation) Tender re-evaluated on 21-01-2020. Sent to MOHFW for approval on 10/02/2020.
- 2019-20: GoB (RPA) – 3 million cycles (POP): Tender re-evaluated on 22-01-2020. Contract signed on 12/02/2020.
- 2019-20: GoB (RPA) – 11 million cycles (3rd generation) Revised plan - IFT published on 28/01/2020.

IUD – Current national stock is 0.721 million pcs and this stock can be used up to August 2023.

- Status of 2018-19 procurement: 0.3 million sets –Goods received in full quantity on 17th February 2020.

INJECTABLES – Current stock of 10.99 million vials and that can be used up to February 2021.

- 2019-20: GoB (Rev) – 4.23 million vials: DGFP received the full quantity on 11th November 2019
- 2019-20: GoB (RPA) – 13.25 million vials: Tender re-evaluated on 21-01-2020. Sent to MOHFW for approval on 06/02/2020.

IMPLANT – Current stock is 0.439 million sets and this can be used up to January 2021.

- 2019-20: GoB (RPA) - 300,000 sets: IFT re-published on 20/02/2020 separately for single rod and two rod.

You can also download the previous reports from <http://www.scmpbd.org>

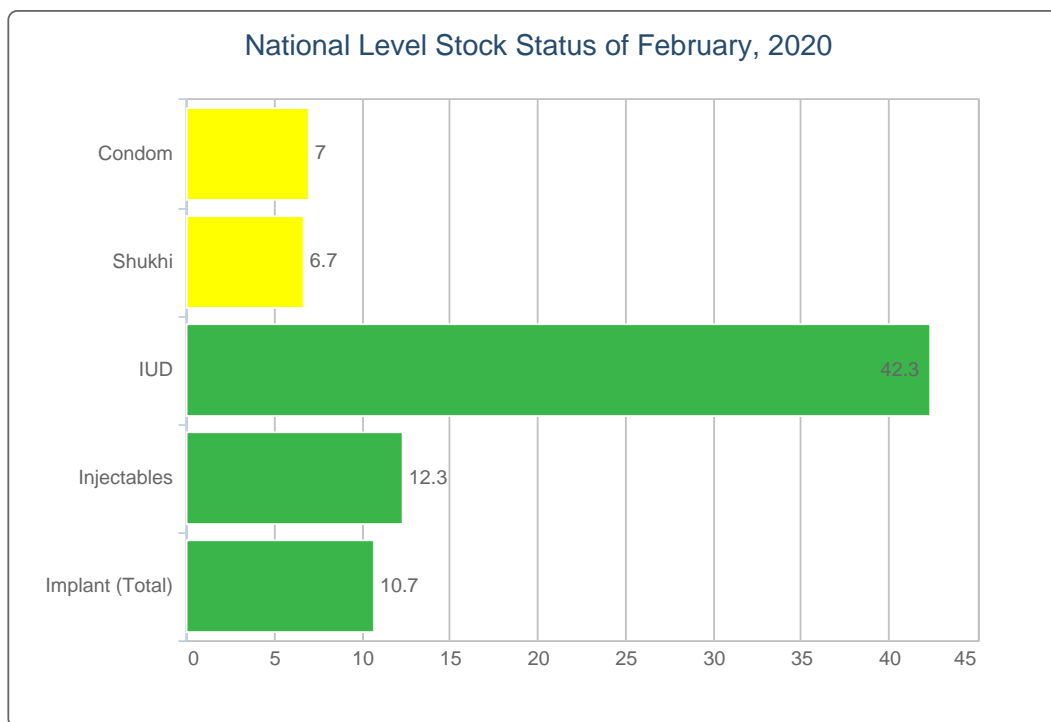
2. National Receipts Quantity by Product by Month

Contraceptive Received Report

Month: February, 2020

Item	Supplier	Receiver	Date Receipts	Qty
Condom	ESSENTIAL DRUGS CO. LTD.	Bogura RWH	29/02/20	16,254,000
	KHULNA ESSENTIAL LATEX PLANT (KELP)	Chattogram RWH	29/02/20	2,779,200
Total				19,033,200
IUD	SARBAN INTERNATIONAL LTD.	Dhaka CWH	29/02/20	300,000
Total				300,000
Disposable Syr.	JMI SYRINGE & MEDICAL DEVICES LTD.	Dhaka CWH	29/02/20	4,500,000
Total				4,500,000

3. National Level Contraceptive Summary Report

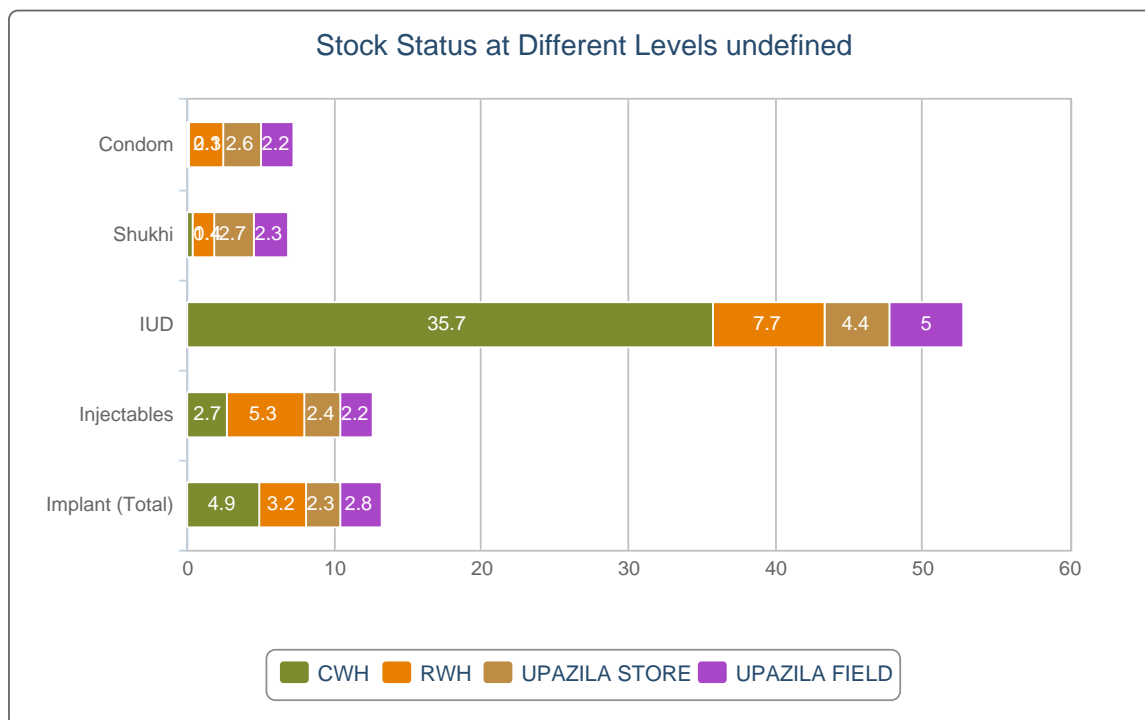


■ MOS less than 4.0
 ■ MOS 4.0 - 7.9
 ■ MOS 8.0 and above
 MOS = Month of Stock

National Level Stock Status of February, 2020

SL	Name of Products	Reported Consumption	Reported Closing Balance	Average Monthly Consumption	MOS
1	Condom	9,190,580	66,058,147	9,487,649	7.0
2	Shukhi	6,520,358	44,055,106	6,598,017	6.7
3	IUD	13,649	721,392	17,055	42.3
4	Injectables	875,412	11,000,463	894,323	12.3
5	Implant (Total)	33,345	440,027	41,125	10.7

4. Stock Status Report at Different Levels

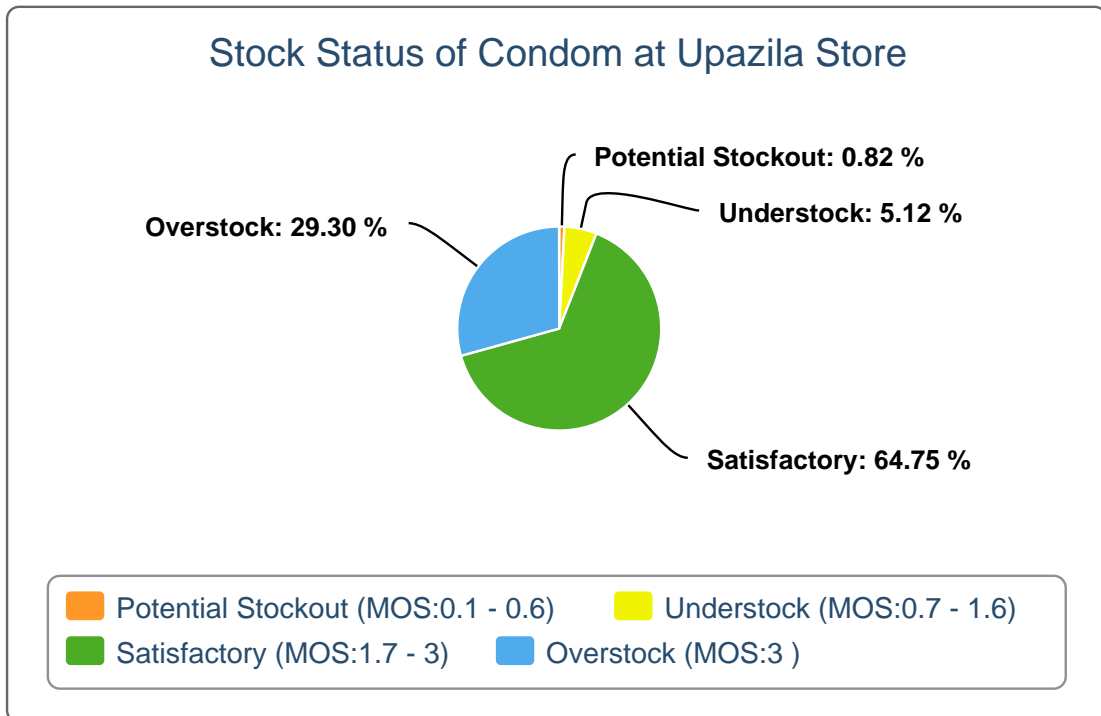


Stock Status at Different Levels February, 2020

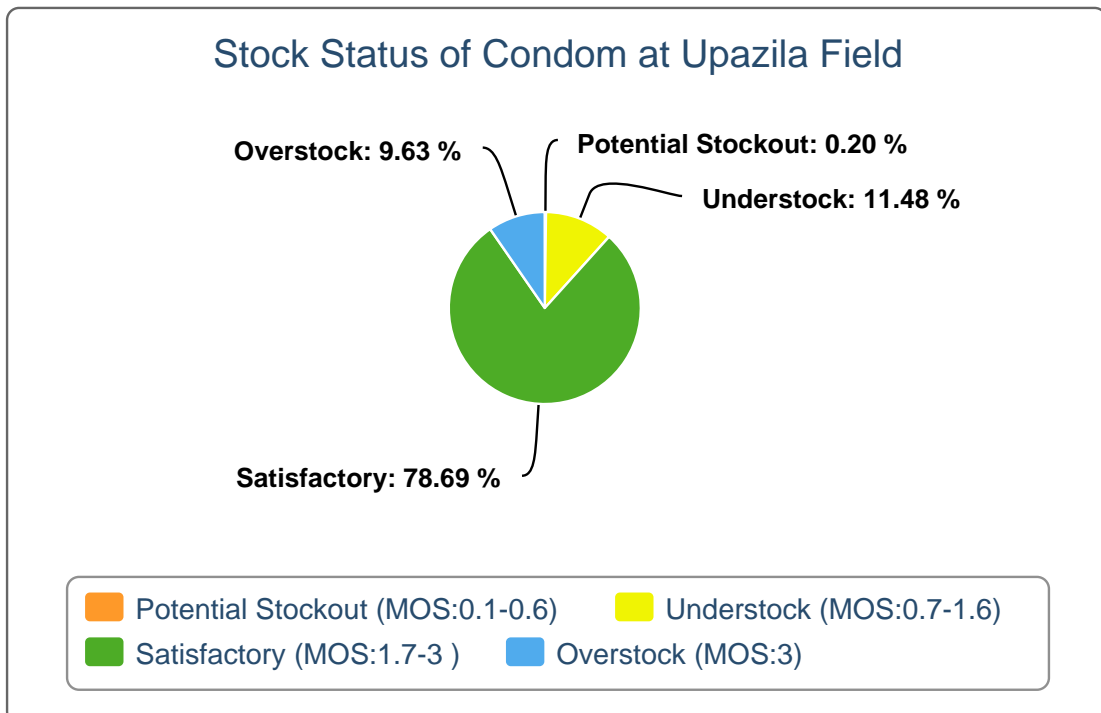
Products	Avg. Consump. of Last 6 Months	CWH Level	MOS	RWH Level	MOS	Upazila Level	MOS	Field Level	MOS	National Level	MOS
Condom	9,487,649	580,600	0.1	21,137,400	2.2	24,239,026	2.6	20,101,121	2.1	66,058,147	7
Shukhi	6,598,017	2,491,824	0.4	8,939,771	1.4	17,621,976	2.7	15,001,535	2.3	44,055,106	6.7
IUD	17,055	487,450	28.6	105,016	6.2	60,234	3.5	68,692	4	721,392	42.3
Injectables	894,323	2,338,481	2.6	4,673,600	5.2	2,093,265	2.3	1,895,117	2.1	11,000,463	12.3
Implant (Total)	41,125	162,493	4	105,774	2.6	76,807	1.9	94,953	2.3	440,027	10.7

5. Contraceptive Stock Status by Product at Upazila Store and Field

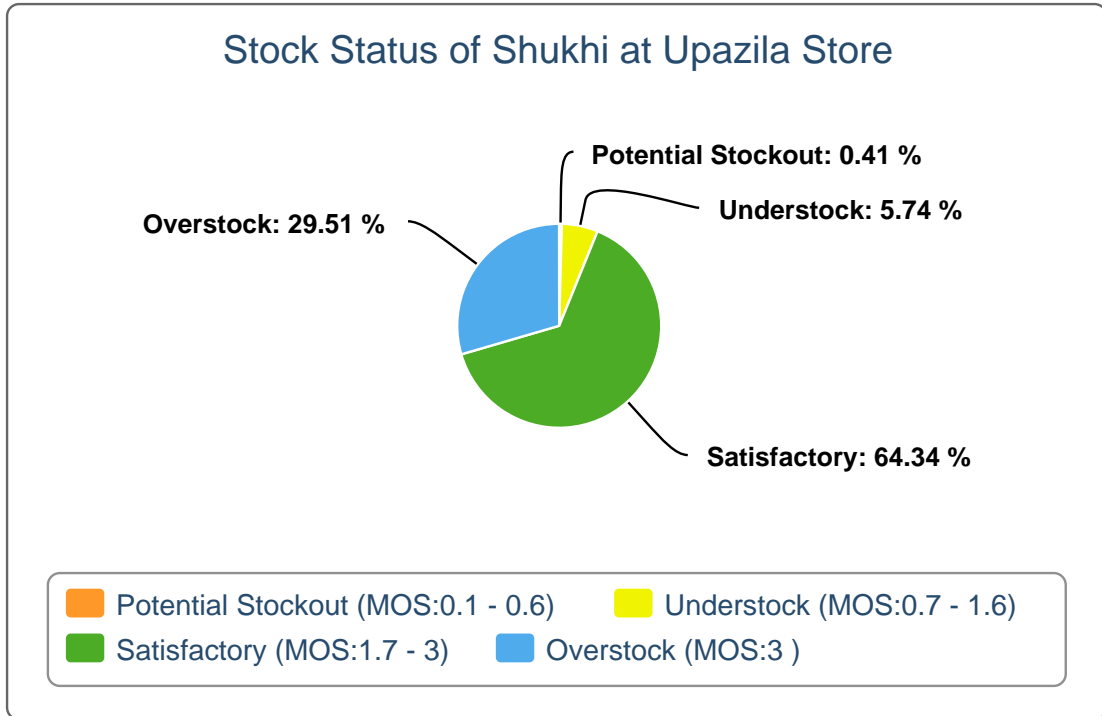
5(a).



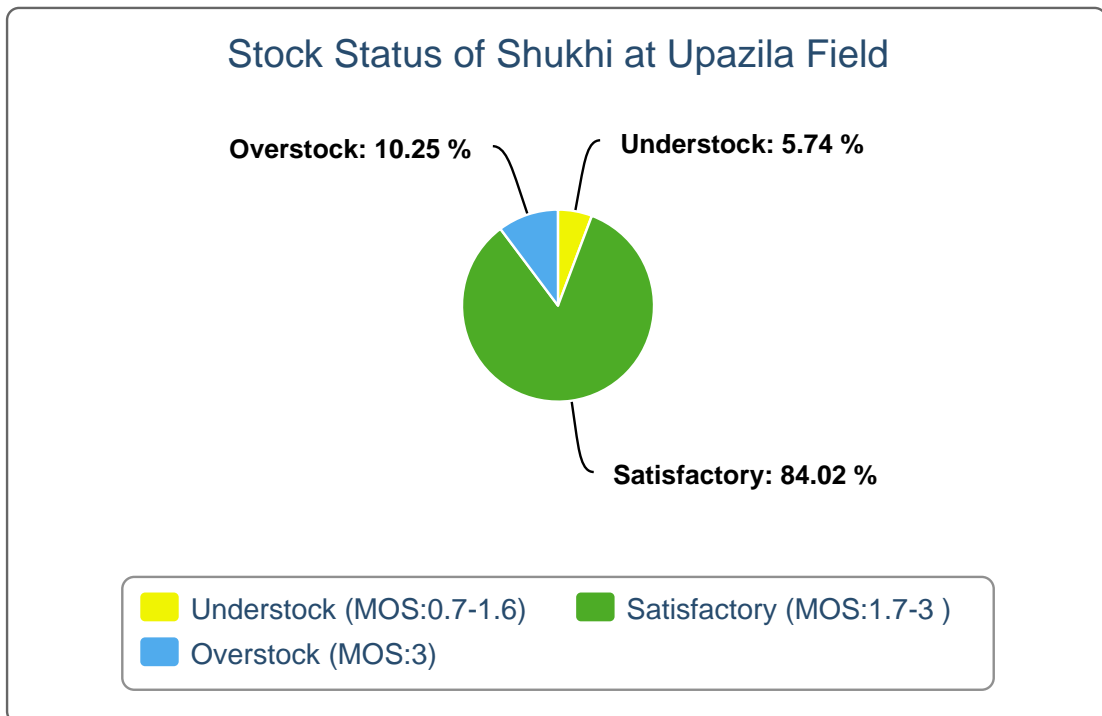
5(b).



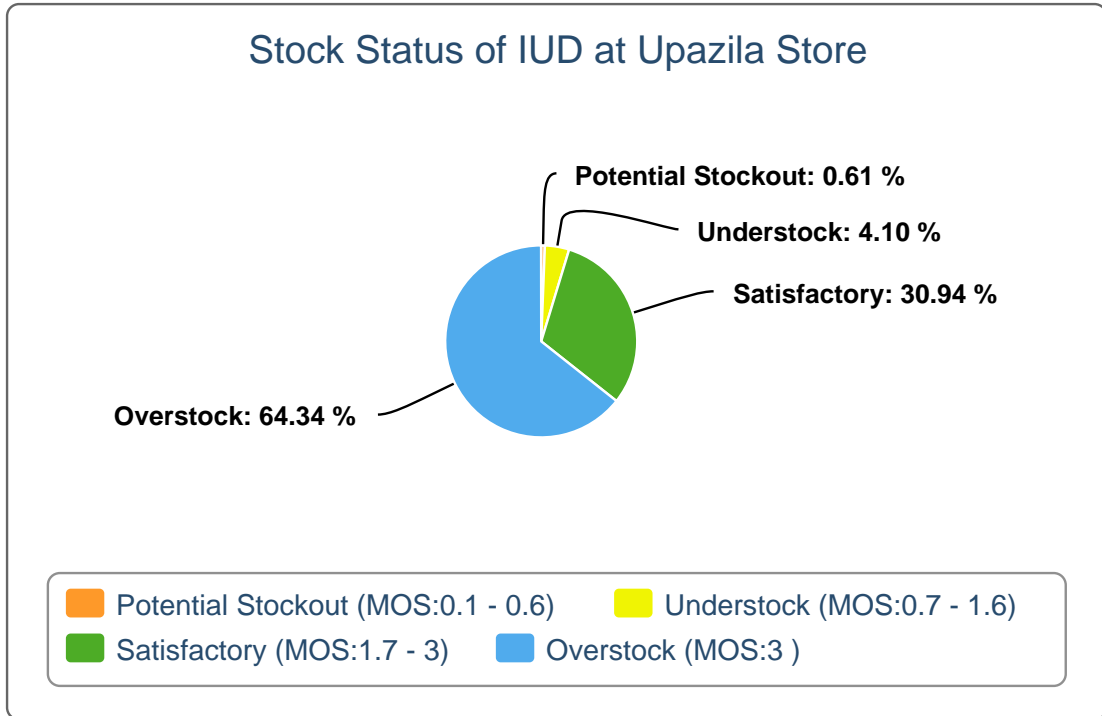
5(c).



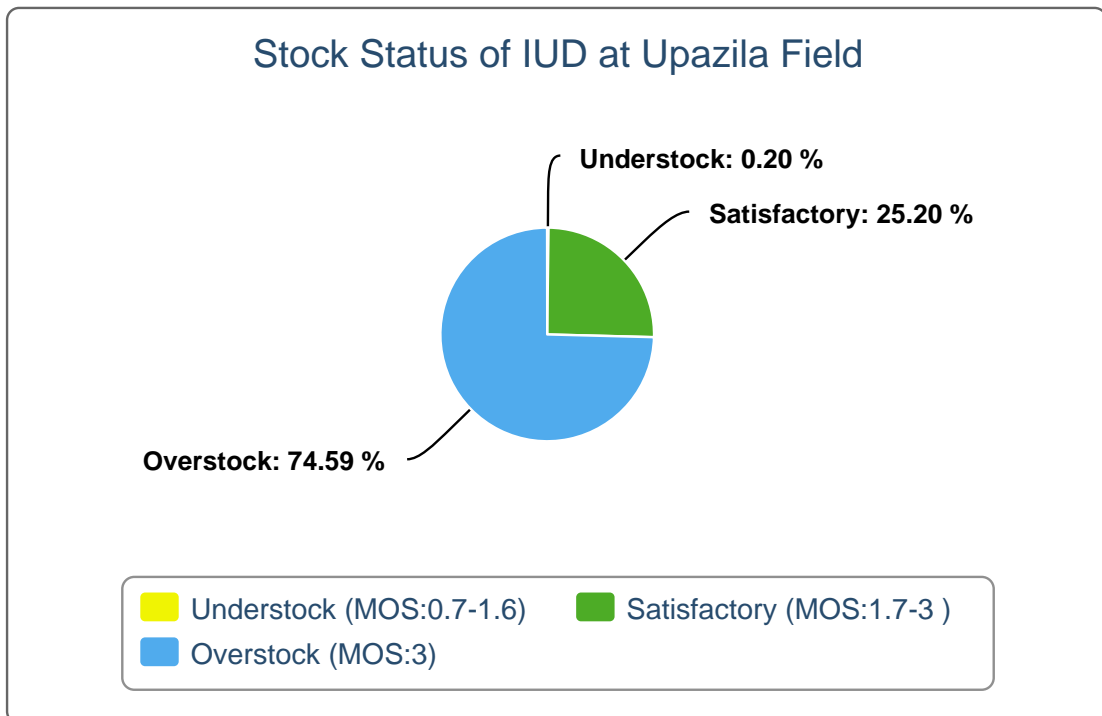
5(d).



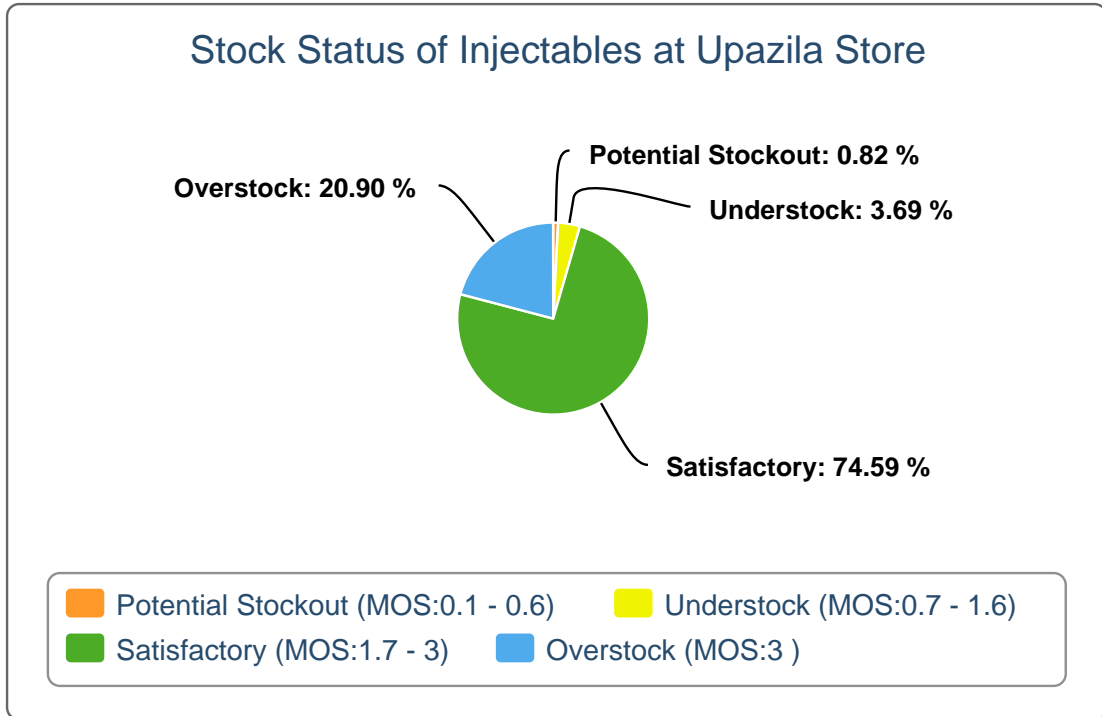
5(e).



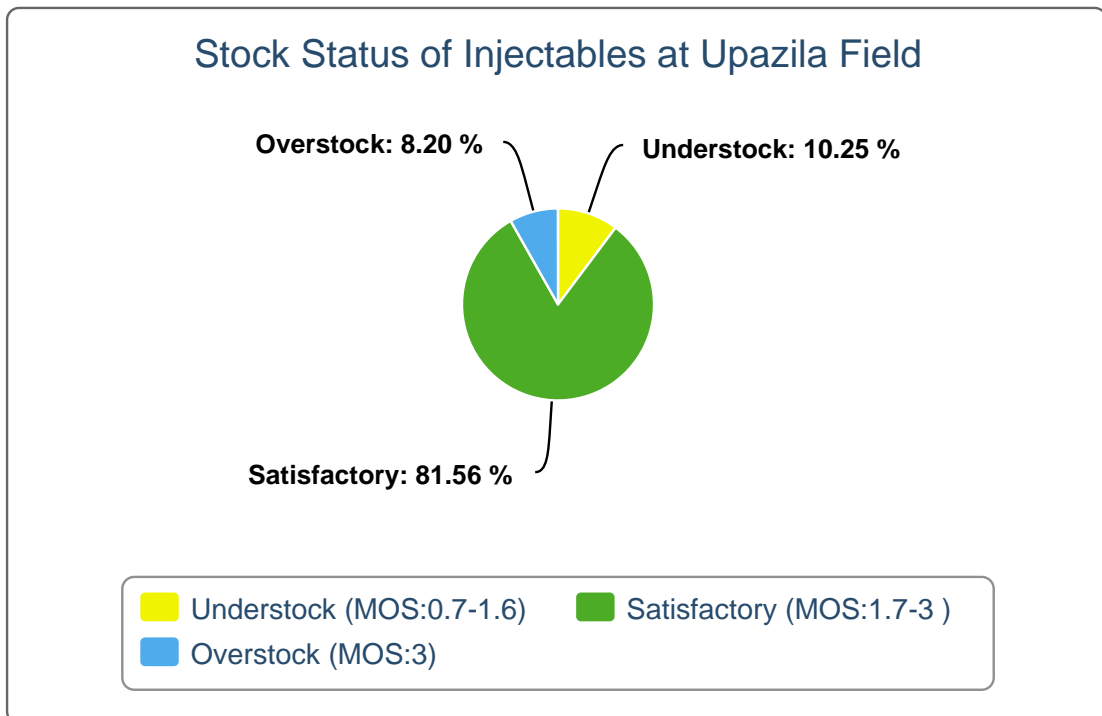
5(f).



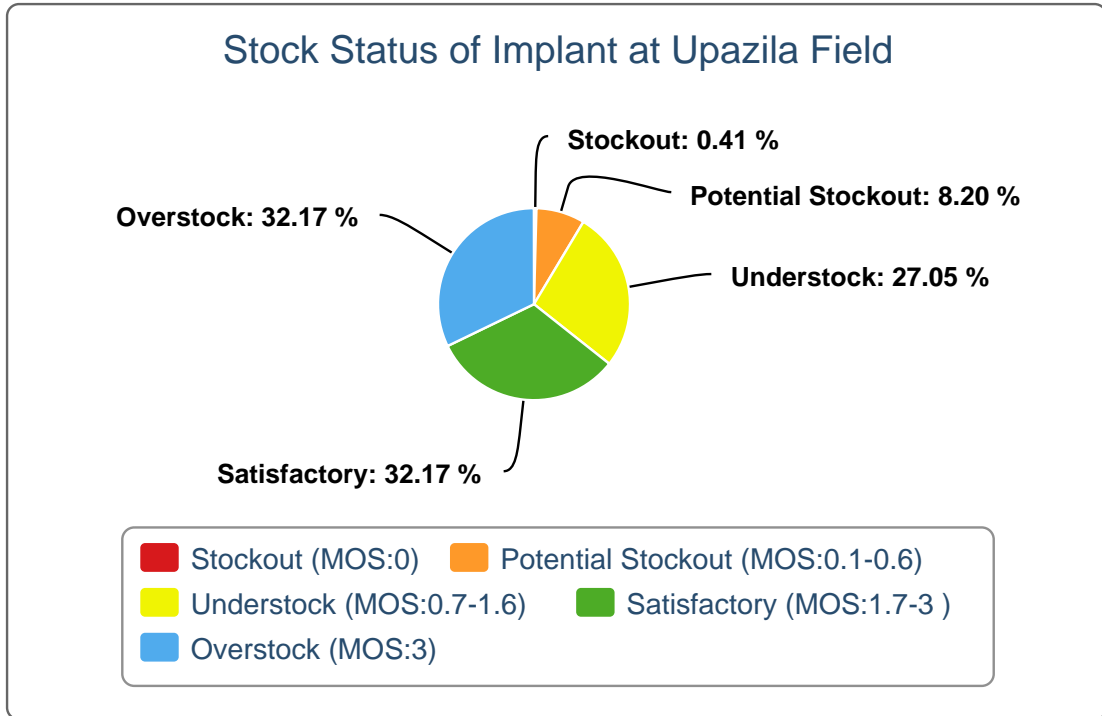
5(g).



5(h).



5(i).



6(a). Contraceptive Stock Status by Product at Regional Warehouses

SL	WH Name	Condom			Shukhi			IUD			Injectables			Implant		
		CBL	AMD	MOS	CBL	AMD	MOS	CBL	AMD	MOS	CBL	AMD	MOS	CBL	AMD	MOS
1	Bandarban RWH	75,600	38,420	2.0	89,280	20,318	4.4	80	155	0.5	13,500	3,080	4.4	700	268	2.6
2	Bhola RWH	136,800	100,006	1.4	216,000	81,347	2.7	2,700	252	10.7	103,000	38,712	2.7	4,450	605	7.4
3	Bogura RWH	3,967,200	567,379	7.0	317,200	371,229	0.9	8,450	712	11.9	120,400	32,191	3.7	7,750	2,858	2.7
4	Chattogram RWH	335,000	478,211	0.7	1,432,481	323,764	4.4	17,530	1,658	10.6	1,446,100	53,759	26.9	17,520	3,084	5.7
5	Cumilla RWH	363,600	522,199	0.7	758,880	343,564	2.2	3,800	1,589	2.4	195,000	64,094	3.0	3,868	2,604	1.5
6	Dhaka CWH	580,600	1,422,310	0.4	2,491,824	755,872	3.3	487,450	2,221	219.5	2,338,481	98,001	23.9	162,493	3,474	46.8
7	Dinajpur RWH	453,600	202,500	2.2	96,480	283,510	0.3	3,200	516	6.2	88,000	34,850	2.5	2,250	2,356	1.0
8	Faridpur RWH	817,200	638,721	1.3	450,720	384,534	1.2	3,700	1,318	2.8	94,000	44,880	2.1	6,700	3,205	2.1
9	Jamalpur RWH	1,249,200	328,269	3.8	699,840	241,394	2.9	6,780	346	19.6	75,000	29,515	2.5	5,800	1,300	4.5
10	Jashore RWH	781,200	475,983	1.6	313,920	274,531	1.1	3,400	612	5.6	106,400	41,279	2.6	7,900	1,853	4.3
11	Khulna RWH	7,450,000	641,733	11.6	1,251,530	395,603	3.2	7,250	904	8.0	1,432,000	42,765	33.5	6,450	1,866	3.5
12	Kushtia RWH	432,000	303,606	1.4	233,280	153,144	1.5	2,236	224	10.0	51,700	32,524	1.6	100	855	0.1
13	Mymensingh RWH	1,166,400	699,116	1.7	564,480	741,152	0.8	5,550	1,093	5.1	86,500	55,148	1.6	2,600	3,399	0.8
14	Noakhali RWH	169,200	268,522	0.6	249,120	161,830	1.5	7,525	756	10.0	110,300	40,040	2.8	5,836	1,666	3.5
15	Pabna RWH	1,458,000	523,076	2.8	758,880	333,381	2.3	3,350	833	4.0	97,600	45,736	2.1	4,550	1,146	4.0
16	Patuakhali RWH	442,800	120,400	3.7	195,840	146,770	1.3	7,150	425	16.8	98,400	25,344	3.9	1,600	1,672	1.0
17	Rajshahi RWH	288,000	647,607	0.4	411,840	287,227	1.4	8,265	499	16.6	125,200	33,429	3.7	6,100	1,754	3.5
18	Rangamati RWH	82,800	45,691	1.8	80,640	34,788	2.3	300	124	2.4	13,000	3,259	4.0	1,100	253	4.3
19	Rangpur RWH	687,600	550,574	1.2	447,840	638,474	0.7	4,300	1,543	2.8	218,000	100,777	2.2	14,700	3,538	4.2
20	Sylhet RWH	205,200	587,449	0.3	309,600	356,658	0.9	6,150	788	7.8	122,500	49,725	2.5	4,000	2,359	1.7
21	Tangail RWH	576,000	325,877	1.8	61,920	268,927	0.2	3,300	487	6.8	77,000	25,215	3.1	1,800	1,010	1.8

6(b). Contraceptive Stock Status by Product at Upazila

SL	Warehouse Name	Upazila Name	Condom			Shukhi			IUD			Injectables			Implant		
			CBL	AMD	MOS	CBL	AMD	MOS	CBL	AMD	MOS	CBL	AMD	MOS	CBL	AMD	MOS
1	Bandarban RWH	Alikadam	22,968	11,106	2.1	5,652	2,861	2.0	81	20	4.1	1,560	556	2.8	222	54	4.1
2	Bandarban RWH	Bandarban Sadar	16,300	4,009	4.1	8,450	3,969	2.1	85	38	2.2	2,773	620	4.5	177	61	2.9
3	Bandarban RWH	Lama	12,816	5,951	2.2	8,880	4,448	2.0	161	50	3.2	2,055	731	2.8	212	68	3.1
4	Bandarban RWH	Naikhongchhari	30,888	7,823	3.9	15,900	3,969	4.0	74	13	5.7	2,714	736	3.7	85	14	6.1
5	Bandarban RWH	Rowangchhari	12,936	1,968	6.6	7,545	1,989	3.8	55	7	7.9	735	142	5.2	97	28	3.5
6	Bandarban RWH	Ruma	7,676	5,103	1.5	3,081	1,445	2.1	47	14	3.4	330	127	2.6	105	17	6.2
7	Bandarban RWH	Thanchi	6,360	2,460	2.6	2,415	1,637	1.5	47	13	3.6	899	168	5.4	120	26	4.6
8	Bhola RWH	Bhola Sadar	20,352	12,744	1.6	16,818	9,992	1.7	197	78	2.5	10,193	5,062	2.0	280	172	1.6
9	Bhola RWH	Burhanuddin	12,454	4,528	2.8	15,780	7,539	2.1	88	22	4.0	4,821	1,504	3.2	130	62	2.1
10	Bhola RWH	Char Fasson	38,100	22,084	1.7	32,985	15,662	2.1	168	34	4.9	15,798	9,038	1.7	170	93	1.8
11	Bhola RWH	Daulat Khan	17,400	5,945	2.9	12,135	6,827	1.8	53	12	4.4	8,700	3,787	2.3	80	36	2.2
12	Bhola RWH	Hizla	18,836	7,644	2.5	9,240	5,255	1.8	58	15	3.9	4,024	1,496	2.7	330	22	15.0
13	Bhola RWH	Lalmohan	42,710	16,324	2.6	25,905	12,898	2.0	113	33	3.4	12,930	6,601	2.0	100	85	1.2
14	Bhola RWH	Manpura	9,400	3,993	2.4	4,687	2,330	2.0	59	5	11.8	3,500	1,807	1.9	20	36	0.6
15	Bhola RWH	Mehendiganj	33,200	12,729	2.6	21,745	9,831	2.2	103	31	3.3	10,209	4,577	2.2	200	26	7.7
16	Bhola RWH	Muladi	19,644	8,748	2.2	15,823	6,983	2.3	49	12	4.1	4,098	1,818	2.3	100	36	2.8
17	Bhola RWH	Tazumuddin	16,904	5,267	3.2	23,985	4,030	6.0	50	10	5.0	6,640	3,022	2.2	42	37	1.1
18	Bogura RWH	Adamdighi	30,600	10,419	2.9	22,290	5,840	3.8	156	26	6.0	1,013	307	3.3	200	70	2.9
19	Bogura RWH	Akkelpur	26,628	6,174	4.3	12,705	5,610	2.3	64	12	5.3	2,127	443	4.8	400	80	5.0
20	Bogura RWH	Atrai	25,500	12,789	2.0	18,280	11,290	1.6	140	10	14.0	1,375	495	2.8	50	54	0.9
21	Bogura RWH	Badalgachhi	53,024	13,988	3.8	30,720	13,274	2.3	35	7	5.0	3,527	1,564	2.3	100	47	2.1
22	Bogura RWH	Bogura Sadar	152,940	69,627	2.2	27,815	12,458	2.2	109	86	1.3	4,357	1,764	2.5	252	241	1.0
23	Bogura RWH	Dhamoirhat	61,182	11,549	5.3	50,145	9,305	5.4	100	14	7.1	4,833	1,190	4.1	250	23	10.9
24	Bogura RWH	Dhunat	75,600	31,678	2.4	35,015	18,557	1.9	96	23	4.2	4,323	1,987	2.2	400	132	3.0
25	Bogura RWH	Dhupchanchia	28,200	8,991	3.1	24,060	7,679	3.1	51	20	2.6	2,874	774	3.7	400	123	3.3

SL	Warehouse Name	Upazila Name	Condom			Shukhi			IUD			Injectables			Implant		
			CBL	AMD	MOS	CBL	AMD	MOS	CBL	AMD	MOS	CBL	AMD	MOS	CBL	AMD	MOS
26	Bogura RWH	Gabtali	87,600	36,626	2.4	34,335	17,597	2.0	104	13	8.0	5,306	2,550	2.1	400	129	3.1
27	Bogura RWH	Ghoraghat	26,400	5,646	4.7	17,625	5,838	3.0	101	16	6.3	1,678	349	4.8	150	74	2.0
28	Bogura RWH	Hakimpur	27,100	7,726	3.5	10,791	3,631	3.0	95	10	9.5	263	264	1.0	100	47	2.1
29	Bogura RWH	Joypurhat Sadar	54,940	21,978	2.5	30,060	11,687	2.6	90	44	2.0	3,255	893	3.6	600	221	2.7
30	Bogura RWH	Kahaloo	49,260	17,903	2.8	27,270	10,797	2.5	153	35	4.4	2,027	930	2.2	400	129	3.1
31	Bogura RWH	Kalai	37,520	7,305	5.1	34,550	8,381	4.1	117	12	9.8	2,125	521	4.1	300	67	4.5
32	Bogura RWH	Khetlal	38,096	8,441	4.5	27,120	4,653	5.8	24	11	2.2	1,599	258	6.2	200	82	2.4
33	Bogura RWH	Mahadebpur	96,900	15,954	6.1	82,890	15,489	5.4	58	16	3.6	5,879	916	6.4	120	67	1.8
34	Bogura RWH	Manda	67,900	23,592	2.9	51,120	29,919	1.7	193	86	2.2	6,926	1,918	3.6	60	91	0.7
35	Bogura RWH	Nandigram	19,500	9,818	2.0	31,200	10,738	2.9	15	6	2.5	1,290	403	3.2	100	51	2.0
36	Bogura RWH	Naogaon Sadar	138,260	26,333	5.3	63,720	17,707	3.6	206	20	10.3	8,238	1,411	5.8	304	111	2.7
37	Bogura RWH	Niamatpur	107,872	17,040	6.3	68,100	14,701	4.6	83	19	4.4	4,662	915	5.1	250	84	3.0
38	Bogura RWH	Panchbibi	56,213	14,554	3.9	29,403	8,869	3.3	107	18	5.9	2,409	782	3.1	352	149	2.4
39	Bogura RWH	Patnitala	54,600	13,232	4.1	43,712	10,184	4.3	121	13	9.3	3,112	583	5.3	252	52	4.8
40	Bogura RWH	Porsha	54,864	10,397	5.3	40,260	8,556	4.7	64	14	4.6	2,101	504	4.2	100	27	3.7
41	Bogura RWH	Raninagar	40,408	13,414	3.0	21,255	12,137	1.8	145	8	18.1	1,931	519	3.7	50	35	1.4
42	Bogura RWH	Sapahar	75,650	10,594	7.1	45,332	10,057	4.5	116	9	12.9	3,934	1,049	3.8	100	40	2.5
43	Bogura RWH	Sariakandi	49,092	13,487	3.6	20,100	8,147	2.5	158	35	4.5	2,285	1,176	1.9	600	155	3.9
44	Bogura RWH	Shajahanpur	79,052	47,909	1.7	33,650	17,079	2.0	93	30	3.1	3,217	1,222	2.6	100	124	0.8
45	Bogura RWH	Sherpur	89,400	34,913	2.6	43,365	18,699	2.3	84	25	3.4	3,621	1,799	2.0	200	119	1.7
46	Bogura RWH	Shibganj	51,200	23,694	2.2	45,660	23,047	2.0	40	15	2.7	6,500	3,538	1.8	100	116	0.9
47	Bogura RWH	Sonatola	44,000	21,608	2.0	37,800	19,303	2.0	220	59	3.7	2,315	1,167	2.0	300	118	2.5
48	Chattogram RWH	Anowara	24,300	10,909	2.2	20,595	10,125	2.0	99	32	3.1	1,650	925	1.8	150	52	2.9
49	Chattogram RWH	Banshkhali	33,348	13,768	2.4	27,585	12,127	2.3	245	37	6.6	5,102	2,207	2.3	202	209	1.0
50	Chattogram RWH	Boalkhali	22,508	10,274	2.2	21,554	10,570	2.0	85	34	2.5	1,090	528	2.1	100	47	2.1

SL	Warehouse Name	Upazila Name	Condom			Shukhi			IUD			Injectables			Implant		
			CBL	AMD	MOS	CBL	AMD	MOS	CBL	AMD	MOS	CBL	AMD	MOS	CBL	AMD	MOS
51	Chattogram RWH	Chakaria	39,684	18,406	2.2	29,770	14,832	2.0	167	71	2.4	7,596	3,647	2.1	400	143	2.8
52	Chattogram RWH	Chandanaish	19,200	9,160	2.1	14,925	7,872	1.9	133	41	3.2	1,737	843	2.1	101	61	1.7
53	Chattogram RWH	Cox's Bazar Sadar	48,732	30,365	1.6	38,490	17,176	2.2	609	69	8.8	6,771	3,209	2.1	595	123	4.8
54	Chattogram RWH	Dighinala	18,204	8,379	2.2	17,565	8,318	2.1	69	23	3.0	2,185	947	2.3	100	54	1.9
55	Chattogram RWH	Double Mooring	112,764	57,358	2.0	28,740	13,359	2.2	545	247	2.2	8,564	4,242	2.0	500	270	1.9
56	Chattogram RWH	Fatikchhari	55,200	25,129	2.2	35,300	17,242	2.0	92	39	2.4	4,774	2,265	2.1	50	215	0.2
57	Chattogram RWH	Hathazari	71,361	32,012	2.2	34,930	16,773	2.1	184	36	5.1	2,673	1,272	2.1	100	65	1.5
58	Chattogram RWH	Khagrachhari Sadar	15,212	6,345	2.4	13,155	6,099	2.2	110	69	1.6	1,552	753	2.1	80	21	3.8
59	Chattogram RWH	Kutubdia	16,332	2,705	6.0	17,685	3,223	5.5	88	15	5.9	4,575	1,037	4.4	150	173	0.9
60	Chattogram RWH	Lakshmichhari	16,740	1,388	12.1	9,645	2,210	4.4	58	10	5.8	222	108	2.1	100	16	6.3
61	Chattogram RWH	Lohagara	19,894	7,292	2.7	19,980	8,281	2.4	187	22	8.5	3,173	1,424	2.2	250	41	6.1
62	Chattogram RWH	Mahalchhari	9,692	3,264	3.0	8,940	4,207	2.1	60	8	7.5	668	289	2.3	60	45	1.3
63	Chattogram RWH	Maheshkhali	19,908	8,496	2.3	34,445	16,722	2.1	103	50	2.1	6,323	3,039	2.1	328	103	3.2
64	Chattogram RWH	Manikchhari	5,696	1,277	4.5	4,965	1,782	2.8	72	4	18.0	1,218	495	2.5	120	18	6.7
65	Chattogram RWH	Matiranga	16,200	7,826	2.1	16,960	7,381	2.3	160	35	4.6	1,921	913	2.1	402	80	5.0
66	Chattogram RWH	Mirsharai	33,252	14,069	2.4	28,999	13,593	2.1	136	63	2.2	4,550	2,168	2.1	400	81	4.9
67	Chattogram RWH	Panchhari	11,704	3,734	3.1	8,985	4,398	2.0	19	9	2.1	448	206	2.2	150	24	6.3
68	Chattogram RWH	Panchlaish	64,268	46,593	1.4	18,660	10,371	1.8	314	159	2.0	6,425	3,184	2.0	139	148	0.9
69	Chattogram RWH	Patiya	47,600	22,219	2.1	39,000	19,009	2.1	395	164	2.4	4,450	2,184	2.0	200	162	1.2
70	Chattogram RWH	Pekua	14,400	7,103	2.0	13,980	6,496	2.2	60	24	2.5	4,796	2,256	2.1	200	75	2.7
71	Chattogram RWH	Ramgarh	9,472	3,908	2.4	8,940	4,446	2.0	26	5	5.2	494	265	1.9	10	47	0.2
72	Chattogram RWH	Ramu	15,808	8,705	1.8	12,960	6,948	1.9	102	35	2.9	4,766	2,309	2.1	400	104	3.8
73	Chattogram RWH	Rangunia	41,692	21,397	1.9	26,310	13,089	2.0	207	69	3.0	3,410	1,675	2.0	100	61	1.6
74	Chattogram RWH	Raozan	43,686	16,767	2.6	23,895	11,928	2.0	180	70	2.6	3,019	1,308	2.3	900	160	5.6
75	Chattogram RWH	Sandwip	34,594	9,320	3.7	33,570	11,257	3.0	134	44	3.0	8,254	1,161	7.1	100	99	1.0

SL	Warehouse Name	Upazila Name	Condom			Shukhi			IUD			Injectables			Implant		
			CBL	AMD	MOS	CBL	AMD	MOS	CBL	AMD	MOS	CBL	AMD	MOS	CBL	AMD	MOS
76	Chattogram RWH	Satkania	30,688	12,789	2.4	20,820	9,772	2.1	126	28	4.5	1,984	877	2.3	250	73	3.4
77	Chattogram RWH	Sitakunda	44,796	20,735	2.2	27,615	13,374	2.1	180	62	2.9	3,642	1,800	2.0	100	55	1.8
78	Chattogram RWH	Teknaf	63,652	30,106	2.1	25,570	14,391	1.8	177	51	3.5	9,088	4,587	2.0	450	112	4.0
79	Chattogram RWH	Ukhia	71,156	6,413	11.1	8,395	6,393	1.3	282	33	8.5	4,351	1,636	2.7	400	147	2.7
80	Cumilla RWH	Akhaura	45,900	7,510	6.1	30,621	5,059	6.1	129	12	10.8	1,961	743	2.6	60	29	2.1
81	Cumilla RWH	Ashuganj	73,500	15,013	4.9	31,195	6,497	4.8	195	25	7.8	5,165	816	6.3	200	60	3.3
82	Cumilla RWH	Banchhampur	97,500	16,395	5.9	53,505	8,642	6.2	127	34	3.7	5,265	1,865	2.8	400	182	2.2
83	Cumilla RWH	Barura	52,540	17,879	2.9	28,775	17,498	1.6	293	57	5.1	4,667	3,021	1.5	300	53	5.7
84	Cumilla RWH	Bijoyagar	69,408	14,828	4.7	38,806	9,506	4.1	149	22	6.8	3,803	1,626	2.3	400	50	8.0
85	Cumilla RWH	Brahman Para	40,100	6,835	5.9	35,905	7,349	4.9	137	25	5.5	1,708	693	2.5	211	48	4.4
86	Cumilla RWH	Brahmanbaria Sadar	152,960	24,263	6.3	98,760	9,766	10.1	196	62	3.2	3,823	2,307	1.7	20	115	0.2
87	Cumilla RWH	Burichang	108,800	24,823	4.4	58,615	14,840	3.9	145	68	2.1	3,276	1,968	1.7	200	103	1.9
88	Cumilla RWH	Chandina	80,108	16,223	4.9	33,245	14,455	2.3	147	48	3.1	4,517	2,716	1.7	100	51	2.0
89	Cumilla RWH	Chandpur Sadar	87,900	14,577	6.0	52,945	13,045	4.1	275	116	2.4	4,906	2,566	1.9	300	161	1.9
90	Cumilla RWH	Chauddagam	70,736	17,854	4.0	46,110	14,980	3.1	298	38	7.8	6,841	3,455	2.0	100	46	2.2
91	Cumilla RWH	Cumilla Adarsha Sadar	61,400	40,306	1.5	36,775	16,543	2.2	46	140	0.3	1,733	3,172	0.5	192	179	1.1
92	Cumilla RWH	Cumilla Sadar Dakshin	57,500	18,516	3.1	13,035	15,537	0.8	234	49	4.8	1,512	2,810	0.5	190	57	3.3
93	Cumilla RWH	Daudkandi	87,228	10,867	8.0	47,085	8,639	5.5	402	67	6.0	5,153	1,657	3.1	100	39	2.6
94	Cumilla RWH	Debidwar	138,300	18,631	7.4	51,620	15,068	3.4	316	130	2.4	5,278	2,894	1.8	100	54	1.9
95	Cumilla RWH	Faridganj	110,400	11,968	9.2	62,490	10,382	6.0	230	73	3.2	6,035	2,792	2.2	300	187	1.6
96	Cumilla RWH	Haim Char	21,600	2,766	7.8	21,870	3,946	5.5	91	6	15.2	1,957	450	4.3	150	32	4.7
97	Cumilla RWH	Hajiganj	78,500	7,173	10.9	55,695	10,058	5.5	265	42	6.3	4,976	1,953	2.5	400	92	4.3
98	Cumilla RWH	Homna	86,636	14,178	6.1	49,995	6,923	7.2	208	36	5.8	3,443	1,216	2.8	222	37	6.0
99	Cumilla RWH	Kachua	124,060	14,714	8.4	66,840	12,074	5.5	277	52	5.3	2,934	3,700	0.8	200	72	2.8
100	Cumilla RWH	Kasba	86,100	20,087	4.3	54,150	12,175	4.4	84	25	3.4	2,528	1,188	2.1	100	70	1.4

SL	Warehouse Name	Upazila Name	Condom			Shukhi			IUD			Injectables			Implant		
			CBL	AMD	MOS	CBL	AMD	MOS	CBL	AMD	MOS	CBL	AMD	MOS	CBL	AMD	MOS
101	Cumilla RWH	Laksam	66,600	12,329	5.4	40,995	8,315	4.9	138	44	3.1	3,591	1,680	2.1	60	50	1.2
102	Cumilla RWH	Manoharganj	56,900	9,726	5.9	45,165	7,691	5.9	120	13	9.2	2,728	1,162	2.3	100	32	3.1
103	Cumilla RWH	Matlab Dakshin	70,000	13,019	5.4	42,717	6,726	6.4	324	35	9.3	3,410	1,756	1.9	215	60	3.6
104	Cumilla RWH	Matlab Uttar	71,400	17,612	4.1	48,430	10,439	4.6	191	64	3.0	3,281	1,473	2.2	100	113	0.9
105	Cumilla RWH	Meghna	47,600	5,263	9.0	36,255	3,915	9.3	77	19	4.1	1,949	823	2.4	145	66	2.2
106	Cumilla RWH	Muradnagar	98,508	36,430	2.7	51,150	17,983	2.8	215	92	2.3	6,312	3,022	2.1	330	87	3.8
107	Cumilla RWH	Nabinagar	139,412	26,357	5.3	59,520	14,726	4.0	111	14	7.9	3,431	1,831	1.9	250	118	2.1
108	Cumilla RWH	Nangalkot	80,200	21,921	3.7	44,725	9,749	4.6	241	46	5.2	5,410	2,516	2.2	100	85	1.2
109	Cumilla RWH	Nasirnagar	82,092	14,879	5.5	39,910	11,565	3.5	140	37	3.8	3,121	1,151	2.7	200	80	2.5
110	Cumilla RWH	Sarail	98,200	15,846	6.2	50,790	9,239	5.5	115	29	4.0	3,742	1,650	2.3	300	97	3.1
111	Cumilla RWH	Shahrasti	25,400	4,127	6.2	38,325	6,241	6.1	197	22	9.0	3,848	1,938	2.0	200	58	3.4
112	Cumilla RWH	Titas	79,416	9,284	8.6	40,905	3,993	10.2	140	47	3.0	3,383	1,484	2.3	217	41	5.3
113	Dhaka CWH	Araihazar	28,500	13,967	2.0	38,925	21,499	1.8	80	44	1.8	4,200	2,270	1.9	0	108	0.0
114	Dhaka CWH	Bandar	85,272	42,378	2.0	35,155	17,007	2.1	116	36	3.2	4,488	2,328	1.9	240	85	2.8
115	Dhaka CWH	Belabo	28,236	11,835	2.4	21,015	10,159	2.1	68	21	3.2	2,217	1,048	2.1	100	65	1.5
116	Dhaka CWH	Daulatpur	29,572	12,361	2.4	19,860	9,502	2.1	118	10	11.8	1,906	1,002	1.9	60	74	0.8
117	Dhaka CWH	Dhamrai	37,000	26,336	1.4	26,701	22,037	1.2	296	129	2.3	2,940	1,555	1.9	100	68	1.5
118	Dhaka CWH	Dohar	34,820	12,671	2.7	15,858	6,590	2.4	64	20	3.2	1,192	601	2.0	0	53	0.0
119	Dhaka CWH	Gazaria	18,352	8,606	2.1	26,525	7,827	3.4	59	12	4.9	909	552	1.6	121	35	3.5
120	Dhaka CWH	Gazipur Sadar	57,356	49,543	1.2	40,410	22,280	1.8	163	45	3.6	3,940	1,996	2.0	0	89	0.0
121	Dhaka CWH	Ghior	43,308	20,144	2.1	20,550	9,538	2.2	148	14	10.6	2,061	989	2.1	200	44	4.5
122	Dhaka CWH	Harirampur	31,920	17,966	1.8	12,345	5,904	2.1	180	9	20.0	896	425	2.1	20	65	0.3
123	Dhaka CWH	Kaliakair	51,068	25,524	2.0	40,055	19,529	2.1	99	24	4.1	1,506	809	1.9	0	64	0.0
124	Dhaka CWH	Kaliganj	54,488	25,812	2.1	30,045	15,186	2.0	210	12	17.5	2,607	1,268	2.1	300	32	9.4
125	Dhaka CWH	Kapasias	40,428	17,270	2.3	25,965	12,267	2.1	71	12	5.9	1,439	677	2.1	50	61	0.8

SL	Warehouse Name	Upazila Name	Condom			Shukhi			IUD			Injectables			Implant		
			CBL	AMD	MOS	CBL	AMD	MOS	CBL	AMD	MOS	CBL	AMD	MOS	CBL	AMD	MOS
126	Dhaka CWH	Keraniganj	62,668	46,529	1.3	40,950	25,574	1.6	296	95	3.1	5,778	3,055	1.9	256	140	1.8
127	Dhaka CWH	Lohajang	29,840	10,893	2.7	13,755	6,045	2.3	69	19	3.6	2,046	756	2.7	100	50	2.0
128	Dhaka CWH	Manikganj Sadar	58,800	43,138	1.4	34,470	15,523	2.2	177	29	6.1	3,613	1,731	2.1	100	119	0.8
129	Dhaka CWH	Manohardi	48,100	24,034	2.0	23,505	11,868	2.0	162	42	3.9	4,290	2,091	2.1	0	52	0.0
130	Dhaka CWH	Mirpur	84,300	152,369	0.6	16,005	32,209	0.5	140	316	0.4	7,156	8,636	0.8	50	379	0.1
131	Dhaka CWH	Munshiganj Sadar	64,800	30,174	2.1	34,272	17,848	1.9	145	30	4.8	3,218	1,680	1.9	100	75	1.3
132	Dhaka CWH	Narayanganj Sadar	102,244	91,694	1.1	70,555	50,541	1.4	227	85	2.7	13,628	8,535	1.6	10	193	0.1
133	Dhaka CWH	Narsingdi Sadar	137,491	72,684	1.9	68,508	65,273	1.0	362	108	3.4	20,780	11,052	1.9	50	146	0.3
134	Dhaka CWH	Nawabganj	67,520	22,763	3.0	34,806	12,245	2.8	242	21	11.5	2,620	949	2.8	400	57	7.0
135	Dhaka CWH	Palash	22,500	11,228	2.0	21,375	10,500	2.0	85	22	3.9	2,593	1,220	2.1	0	51	0.0
136	Dhaka CWH	Roypura	111,144	54,072	2.1	55,860	22,221	2.5	197	89	2.2	17,097	7,207	2.4	528	43	12.3
137	Dhaka CWH	Rupganj	78,724	37,575	2.1	66,190	32,324	2.0	118	53	2.2	6,299	3,163	2.0	0	84	0.0
138	Dhaka CWH	Saturia	19,200	9,978	1.9	11,685	7,818	1.5	115	20	5.8	1,416	676	2.1	100	66	1.5
139	Dhaka CWH	Savar	17,440	79,315	0.2	23,476	31,679	0.7	322	130	2.5	7,961	3,886	2.0	100	148	0.7
140	Dhaka CWH	Serajdikhan	39,716	17,192	2.3	35,965	15,876	2.3	139	39	3.6	3,286	1,432	2.3	200	54	3.7
141	Dhaka CWH	Shibalaya	27,300	17,667	1.5	13,290	8,660	1.5	62	14	4.4	2,445	1,503	1.6	100	61	1.6
142	Dhaka CWH	Shibpur	45,212	21,909	2.1	31,125	15,282	2.0	101	28	3.6	3,802	1,793	2.1	0	79	0.0
143	Dhaka CWH	Singair	54,272	27,419	2.0	26,165	13,654	1.9	129	20	6.5	1,685	927	1.8	110	81	1.4
144	Dhaka CWH	Sonargaon	61,636	29,390	2.1	42,915	21,414	2.0	157	57	2.8	5,456	2,850	1.9	100	75	1.3
145	Dhaka CWH	Sreenagar	70,072	30,878	2.3	33,725	16,027	2.1	161	35	4.6	3,306	1,380	2.4	400	45	8.9
146	Dhaka CWH	Sreepur	60,060	32,588	1.8	30,315	26,381	1.1	80	28	2.9	3,605	1,932	1.9	100	104	1.0
147	Dhaka CWH	Tejgaon	319,200	237,205	1.3	345,960	100,452	3.4	880	491	1.8	31,125	14,823	2.1	875	412	2.1
148	Dhaka CWH	Tongi	44,638	25,591	1.7	17,715	7,989	2.2	165	54	3.1	3,186	762	4.2	410	88	4.7
149	Dhaka CWH	Tongibari	25,552	11,612	2.2	18,600	9,144	2.0	81	8	10.1	944	442	2.1	300	29	10.3
150	Dinajpur RWH	Atwari	35,624	4,988	7.1	50,817	8,575	5.9	72	11	6.5	2,445	1,066	2.3	0	38	0.0

SL	Warehouse Name	Upazila Name	Condom			Shukhi			IUD			Injectables			Implant		
			CBL	AMD	MOS	CBL	AMD	MOS	CBL	AMD	MOS	CBL	AMD	MOS	CBL	AMD	MOS
151	Dinajpur RWH	Baliadangi	27,900	4,790	5.8	59,760	8,403	7.1	57	12	4.8	4,496	1,872	2.4	0	35	0.0
152	Dinajpur RWH	Biral	28,026	9,168	3.1	69,780	11,239	6.2	95	25	3.8	2,722	1,105	2.5	10	113	0.1
153	Dinajpur RWH	Birampur	17,700	6,400	2.8	69,750	5,825	12.0	64	16	4.0	1,215	281	4.3	100	66	1.5
154	Dinajpur RWH	Birganj	28,860	11,052	2.6	52,140	20,457	2.5	100	54	1.9	3,522	1,677	2.1	50	249	0.2
155	Dinajpur RWH	Bochaganj	25,234	5,926	4.3	53,085	8,895	6.0	108	33	3.3	1,879	606	3.1	200	153	1.3
156	Dinajpur RWH	Boda	22,600	10,082	2.2	32,610	18,528	1.8	75	13	5.8	5,416	2,537	2.1	0	121	0.0
157	Dinajpur RWH	Chirirbandar	18,290	7,832	2.3	37,965	14,357	2.6	92	17	5.4	2,545	1,145	2.2	100	164	0.6
158	Dinajpur RWH	Debiganj	43,000	11,368	3.8	68,985	23,919	2.9	72	29	2.5	7,968	3,627	2.2	300	83	3.6
159	Dinajpur RWH	Dinajpur Sadar	42,500	26,186	1.6	61,875	19,291	3.2	163	47	3.5	8,033	2,726	2.9	50	309	0.2
160	Dinajpur RWH	Fulbari	19,212	5,470	3.5	63,075	5,318	11.9	77	18	4.3	1,236	244	5.1	50	76	0.7
161	Dinajpur RWH	Haripur	25,400	10,884	2.3	32,175	10,865	3.0	43	10	4.3	3,213	1,596	2.0	100	20	5.0
162	Dinajpur RWH	Kaharole	19,500	3,718	5.2	44,060	9,232	4.8	67	28	2.4	1,733	632	2.7	0	131	0.0
163	Dinajpur RWH	Khansama	33,996	4,271	8.0	55,848	12,822	4.4	51	26	2.0	3,039	1,146	2.7	60	138	0.4
164	Dinajpur RWH	Nawabganj	28,200	8,919	3.2	43,530	11,708	3.7	83	9	9.2	3,190	1,217	2.6	0	72	0.0
165	Dinajpur RWH	Panchagarh Sadar	22,156	10,385	2.1	27,027	14,832	1.8	91	18	5.1	4,444	2,103	2.1	0	82	0.0
166	Dinajpur RWH	Parbatipur	46,980	20,717	2.3	39,668	19,365	2.0	125	47	2.7	5,622	2,153	2.6	300	187	1.6
167	Dinajpur RWH	Pirganj	40,800	7,423	5.5	66,620	11,229	5.9	106	27	3.9	8,020	1,814	4.4	200	69	2.9
168	Dinajpur RWH	Ranisankail	21,620	5,012	4.3	52,875	12,444	4.2	54	12	4.5	2,593	1,062	2.4	0	47	0.0
169	Dinajpur RWH	Tentulia	14,020	6,173	2.3	14,880	7,886	1.9	54	15	3.6	1,926	615	3.1	50	24	2.1
170	Dinajpur RWH	Thakurgaon Sadar	49,300	21,736	2.3	85,680	28,320	3.0	155	49	3.2	11,564	5,626	2.1	0	179	0.0
171	Faridpur RWH	Agailjhara	27,826	6,607	4.2	22,002	7,498	2.9	90	13	6.9	1,836	650	2.8	50	41	1.2
172	Faridpur RWH	Alfadanga	87,400	8,817	9.9	8,910	3,434	2.6	13	11	1.2	1,185	543	2.2	100	67	1.5
173	Faridpur RWH	Babuganj	18,900	5,657	3.3	20,550	6,289	3.3	80	26	3.1	1,822	602	3.0	50	42	1.2
174	Faridpur RWH	Baliakandi	66,810	25,224	2.6	35,718	11,596	3.1	138	33	4.2	4,955	1,302	3.8	150	72	2.1
175	Faridpur RWH	Banari Para	20,200	6,168	3.3	31,995	7,381	4.3	30	11	2.7	2,065	573	3.6	300	61	4.9

SL	Warehouse Name	Upazila Name	Condom			Shukhi			IUD			Injectables			Implant		
			CBL	AMD	MOS	CBL	AMD	MOS	CBL	AMD	MOS	CBL	AMD	MOS	CBL	AMD	MOS
176	Faridpur RWH	Barishal Sadar (kotwali)	65,208	28,650	2.3	51,645	15,193	3.4	193	82	2.4	7,357	3,370	2.2	286	171	1.7
177	Faridpur RWH	Bhanga	68,080	25,589	2.7	36,792	13,900	2.6	231	97	2.4	2,246	808	2.8	350	123	2.8
178	Faridpur RWH	Bhedarganj	49,072	10,123	4.8	30,450	7,827	3.9	124	30	4.1	6,736	1,541	4.4	100	75	1.3
179	Faridpur RWH	Boalmari	69,636	17,453	4.0	43,425	12,469	3.5	112	24	4.7	3,827	1,335	2.9	100	115	0.9
180	Faridpur RWH	Char Bhadrasan	17,532	5,875	3.0	3,999	1,411	2.8	51	16	3.2	853	152	5.6	50	35	1.4
181	Faridpur RWH	Damudya	18,036	5,029	3.6	13,080	3,068	4.3	56	14	4.0	1,903	357	5.3	50	15	3.3
182	Faridpur RWH	Faridpur Sadar	128,139	50,823	2.5	33,360	17,018	2.0	186	80	2.3	7,366	2,895	2.5	350	270	1.3
183	Faridpur RWH	Gaurnadi	29,400	9,209	3.2	30,225	9,945	3.0	103	23	4.5	3,732	1,078	3.5	50	55	0.9
184	Faridpur RWH	Goalanda	133,812	40,613	3.3	20,730	5,666	3.7	57	8	7.1	3,189	1,264	2.5	0	62	0.0
185	Faridpur RWH	Gopalganj Sadar	108,191	33,719	3.2	37,222	14,864	2.5	113	61	1.9	3,971	1,252	3.2	300	131	2.3
186	Faridpur RWH	Gosairhat	52,224	10,533	5.0	28,845	7,031	4.1	192	47	4.1	4,039	1,038	3.9	150	18	8.3
187	Faridpur RWH	Jhalokati Sadar	26,700	8,777	3.0	14,340	7,591	1.9	35	20	1.8	3,118	855	3.6	200	90	2.2
188	Faridpur RWH	Kalkini	47,000	15,512	3.0	24,435	12,194	2.0	92	35	2.6	2,196	1,266	1.7	322	97	3.3
189	Faridpur RWH	Kashiani	92,908	20,006	4.6	43,730	11,501	3.8	16	14	1.1	3,902	974	4.0	50	58	0.9
190	Faridpur RWH	Kotalipara	30,800	11,533	2.7	36,330	15,300	2.4	40	12	3.3	2,200	724	3.0	50	76	0.7
191	Faridpur RWH	Madaripur Sadar	69,344	21,297	3.3	35,860	19,333	1.9	212	98	2.2	13,302	4,455	3.0	300	138	2.2
192	Faridpur RWH	Madhukhali	46,628	15,353	3.0	36,285	12,647	2.9	189	55	3.4	3,657	1,366	2.7	250	112	2.2
193	Faridpur RWH	Muksudpur	120,139	24,500	4.9	53,851	21,214	2.5	56	23	2.4	5,368	1,828	2.9	100	80	1.3
194	Faridpur RWH	Nagarkanda	43,560	16,329	2.7	35,955	9,819	3.7	152	48	3.2	2,444	586	4.2	50	100	0.5
195	Faridpur RWH	Naria	36,756	11,144	3.3	19,890	9,389	2.1	23	16	1.4	2,864	805	3.6	173	51	3.4
196	Faridpur RWH	Nesarabad (swarupkati)	49,468	18,653	2.7	32,115	12,852	2.5	75	33	2.3	3,640	1,228	3.0	350	97	3.6
197	Faridpur RWH	Pangsha	104,200	36,422	2.9	53,970	20,239	2.7	36	31	1.2	7,670	2,326	3.3	300	175	1.7
198	Faridpur RWH	Rajbari Sadar	148,088	39,253	3.8	50,565	13,020	3.9	379	136	2.8	9,610	2,321	4.1	30	237	0.1
199	Faridpur RWH	Rajoir	46,228	14,520	3.2	33,186	13,126	2.5	51	11	4.6	3,521	1,290	2.7	150	55	2.7
200	Faridpur RWH	Sadarpur	40,048	17,117	2.3	26,340	7,037	3.7	103	34	3.0	1,850	581	3.2	182	59	3.1

SL	Warehouse Name	Upazila Name	Condom			Shukhi			IUD			Injectables			Implant		
			CBL	AMD	MOS	CBL	AMD	MOS	CBL	AMD	MOS	CBL	AMD	MOS	CBL	AMD	MOS
201	Faridpur RWH	Saltha	56,136	11,191	5.0	31,065	7,887	3.9	74	22	3.4	2,278	620	3.7	100	51	2.0
202	Faridpur RWH	Shariatpur Sadar	25,240	10,785	2.3	16,650	7,327	2.3	166	59	2.8	2,594	763	3.4	0	78	0.0
203	Faridpur RWH	Shib Char	59,740	21,426	2.8	42,225	15,158	2.8	64	45	1.4	6,888	2,041	3.4	144	96	1.5
204	Faridpur RWH	Tungipara	42,312	8,957	4.7	32,730	5,489	6.0	38	10	3.8	3,546	477	7.4	50	40	1.3
205	Faridpur RWH	Wazirpur	35,688	9,176	3.9	30,810	10,866	2.8	74	18	4.1	3,136	823	3.8	272	92	3.0
206	Faridpur RWH	Zanjira	64,340	16,681	3.9	27,670	7,955	3.5	113	22	5.1	3,104	791	3.9	212	70	3.0
207	Jamalpur RWH	Bakshiganj	56,500	23,864	2.4	28,165	9,921	2.8	37	13	2.8	2,010	955	2.1	310	75	4.1
208	Jamalpur RWH	Char Rajibpur	41,700	17,183	2.4	11,672	4,716	2.5	24	2	12.0	2,196	1,064	2.1	105	29	3.6
209	Jamalpur RWH	Dewanganj	48,080	23,284	2.1	29,445	14,481	2.0	53	18	2.9	5,550	2,734	2.0	80	120	0.7
210	Jamalpur RWH	Islampur	63,372	29,995	2.1	39,544	21,216	1.9	132	49	2.7	3,523	1,805	2.0	100	96	1.0
211	Jamalpur RWH	Jamalpur Sadar	80,480	42,677	1.9	72,535	36,844	2.0	201	54	3.7	8,804	4,539	1.9	256	148	1.7
212	Jamalpur RWH	Jhenaigati	43,580	14,260	3.1	48,520	16,153	3.0	89	13	6.8	2,570	1,471	1.7	150	59	2.5
213	Jamalpur RWH	Madarganj	56,000	14,549	3.8	52,560	12,451	4.2	125	43	2.9	1,700	880	1.9	200	107	1.9
214	Jamalpur RWH	Melandaha	58,200	26,284	2.2	39,240	19,233	2.0	60	29	2.1	5,000	2,449	2.0	200	89	2.2
215	Jamalpur RWH	Nakla	32,172	11,625	2.8	55,360	11,977	4.6	81	15	5.4	2,952	1,346	2.2	101	99	1.0
216	Jamalpur RWH	Nalitabari	44,584	21,417	2.1	41,460	17,448	2.4	57	14	4.1	3,107	1,558	2.0	300	81	3.7
217	Jamalpur RWH	Raumari	39,000	19,318	2.0	21,210	9,771	2.2	27	14	1.9	3,802	1,575	2.4	100	32	3.1
218	Jamalpur RWH	Sarishabari	68,518	30,043	2.3	43,645	18,070	2.4	122	48	2.5	3,487	1,853	1.9	250	83	3.0
219	Jamalpur RWH	Sherpur Sadar	64,700	36,687	1.8	71,505	34,294	2.1	96	25	3.8	14,230	6,318	2.3	250	175	1.4
220	Jamalpur RWH	Sreebardi	73,950	17,083	4.3	55,545	14,819	3.7	22	9	2.4	1,915	968	2.0	150	107	1.4
221	Jashore RWH	Abhaynagar	41,592	19,891	2.1	20,370	9,732	2.1	59	21	2.8	4,290	2,135	2.0	100	73	1.4
222	Jashore RWH	Bagher Para	41,444	20,270	2.0	19,455	11,666	1.7	113	33	3.4	3,206	1,650	1.9	472	95	5.0
223	Jashore RWH	Chaugachha	43,100	21,717	2.0	19,305	9,856	2.0	89	22	4.0	1,980	1,015	2.0	349	61	5.7
224	Jashore RWH	Harinakunda	20,124	9,644	2.1	21,450	11,077	1.9	117	13	9.0	1,675	868	1.9	250	78	3.2
225	Jashore RWH	Jashore Sadar	164,100	84,744	1.9	75,030	43,393	1.7	143	68	2.1	12,616	6,699	1.9	120	211	0.6

SL	Warehouse Name	Upazila Name	Condom			Shukhi			IUD			Injectables			Implant		
			CBL	AMD	MOS	CBL	AMD	MOS	CBL	AMD	MOS	CBL	AMD	MOS	CBL	AMD	MOS
226	Jashore RWH	Jhenaidah Sadar	49,555	24,524	2.0	27,600	14,853	1.9	100	59	1.7	4,750	2,208	2.2	300	105	2.9
227	Jashore RWH	Jhikargachha	48,200	21,519	2.2	22,260	10,313	2.2	90	25	3.6	3,800	1,755	2.2	2	49	0.0
228	Jashore RWH	Kalia	37,900	18,931	2.0	18,045	9,118	2.0	27	13	2.1	1,338	640	2.1	788	38	20.7
229	Jashore RWH	Kaliganj	45,300	18,673	2.4	24,150	11,162	2.2	123	15	8.2	2,176	883	2.5	102	85	1.2
230	Jashore RWH	Keshabpur	31,100	15,770	2.0	19,755	9,531	2.1	98	20	4.9	3,265	1,800	1.8	154	75	2.1
231	Jashore RWH	Kotchandpur	20,100	8,341	2.4	10,440	5,268	2.0	65	9	7.2	1,100	625	1.8	300	45	6.7
232	Jashore RWH	Lohagara	43,344	19,693	2.2	21,660	10,637	2.0	143	44	3.3	3,120	1,418	2.2	800	61	13.1
233	Jashore RWH	Magura Sadar	57,384	28,005	2.0	34,195	19,141	1.8	88	67	1.3	5,718	3,015	1.9	72	154	0.5
234	Jashore RWH	Maheshpur	39,300	17,245	2.3	20,490	9,312	2.2	60	36	1.7	5,700	2,678	2.1	72	59	1.2
235	Jashore RWH	Manirampur	59,600	29,389	2.0	34,245	17,022	2.0	91	27	3.4	11,705	5,767	2.0	472	113	4.2
236	Jashore RWH	Mohammadpur	17,380	9,341	1.9	16,665	9,215	1.8	103	17	6.1	1,767	836	2.1	50	74	0.7
237	Jashore RWH	Narail Sadar	63,373	27,412	2.3	29,060	16,136	1.8	80	32	2.5	3,944	1,781	2.2	50	111	0.5
238	Jashore RWH	Shailkupa	58,716	26,394	2.2	32,655	17,143	1.9	79	20	4.0	3,229	1,555	2.1	150	135	1.1
239	Jashore RWH	Shalikhha	13,908	7,146	1.9	15,660	7,544	2.1	80	15	5.3	1,117	614	1.8	250	57	4.4
240	Jashore RWH	Sharsha	68,296	34,345	2.0	28,080	13,503	2.1	126	28	4.5	4,883	2,478	2.0	50	98	0.5
241	Jashore RWH	Sreepur	28,632	12,989	2.2	18,495	8,909	2.1	115	28	4.1	2,207	859	2.6	472	76	6.2
242	Khulna RWH	Assasuni	65,400	17,033	3.8	49,275	22,640	2.2	47	9	5.2	3,435	1,454	2.4	200	52	3.8
243	Khulna RWH	Bagerhat Sadar	44,524	21,423	2.1	30,225	12,955	2.3	81	18	4.5	3,345	1,240	2.7	150	74	2.0
244	Khulna RWH	Batiaghata	44,100	14,747	3.0	35,460	10,782	3.3	153	11	13.9	3,200	868	3.7	180	55	3.3
245	Khulna RWH	Bhandaria	46,804	11,868	3.9	22,920	7,237	3.2	121	24	5.0	2,751	1,070	2.6	100	44	2.3
246	Khulna RWH	Chitalmari	43,300	21,419	2.0	36,945	10,453	3.5	37	4	9.3	3,549	1,320	2.7	150	34	4.4
247	Khulna RWH	Dacope	30,152	7,936	3.8	19,140	8,456	2.3	38	8	4.8	892	560	1.6	0	88	0.0
248	Khulna RWH	Daulatpur	211,200	49,924	4.2	72,960	13,760	5.3	80	29	2.8	10,500	2,987	3.5	0	80	0.0
249	Khulna RWH	Debhata	36,300	13,016	2.8	25,680	6,739	3.8	24	6	4.0	2,279	443	5.1	50	20	2.5
250	Khulna RWH	Dumuria	140,200	30,314	4.6	89,775	19,729	4.6	236	56	4.2	7,097	2,279	3.1	100	182	0.5

SL	Warehouse Name	Upazila Name	Condom			Shukhi			IUD			Injectables			Implant		
			CBL	AMD	MOS	CBL	AMD	MOS	CBL	AMD	MOS	CBL	AMD	MOS	CBL	AMD	MOS
251	Khulna RWH	Fakirhat	36,800	9,654	3.8	24,330	5,934	4.1	42	8	5.3	1,879	593	3.2	0	33	0.0
252	Khulna RWH	Indurkani	26,588	4,192	6.3	12,975	4,444	2.9	41	10	4.1	1,379	556	2.5	110	33	3.3
253	Khulna RWH	Kachua	23,180	7,642	3.0	23,430	6,195	3.8	38	9	4.2	2,174	571	3.8	25	37	0.7
254	Khulna RWH	Kalaroa	108,500	26,737	4.1	42,255	8,816	4.8	60	6	10.0	2,878	1,208	2.4	80	38	2.1
255	Khulna RWH	Kaliganj	78,900	25,239	3.1	59,625	18,104	3.3	86	11	7.8	3,471	1,394	2.5	100	43	2.3
256	Khulna RWH	Kanthalia	40,545	4,307	9.4	30,645	4,637	6.6	38	7	5.4	2,227	756	2.9	50	17	2.9
257	Khulna RWH	Kawkhali	20,300	5,251	3.9	17,270	3,725	4.6	110	20	5.5	1,550	364	4.3	50	26	1.9
258	Khulna RWH	Khulna Sadar	171,260	99,187	1.7	57,675	31,112	1.9	726	244	3.0	11,375	6,176	1.8	199	58	3.4
259	Khulna RWH	Koyra	51,000	13,852	3.7	63,045	16,727	3.8	37	17	2.2	2,480	685	3.6	200	92	2.2
260	Khulna RWH	Mathbaria	82,164	16,032	5.1	53,670	17,513	3.1	128	31	4.1	5,270	1,739	3.0	100	62	1.6
261	Khulna RWH	Mollahat	20,736	10,727	1.9	25,680	8,953	2.9	35	8	4.4	2,072	504	4.1	0	52	0.0
262	Khulna RWH	Mongla	42,956	13,842	3.1	33,495	7,335	4.6	113	21	5.4	2,923	731	4.0	150	37	4.1
263	Khulna RWH	Morrelganj	106,820	16,098	6.6	88,170	19,135	4.6	233	58	4.0	6,932	1,600	4.3	100	89	1.1
264	Khulna RWH	Nazirpur	43,428	14,302	3.0	29,865	10,500	2.8	120	31	3.9	2,890	1,294	2.2	150	48	3.1
265	Khulna RWH	Paikgachha	46,200	13,891	3.3	46,800	16,064	2.9	73	17	4.3	3,075	967	3.2	0	67	0.0
266	Khulna RWH	Phultala	56,400	15,316	3.7	21,600	4,919	4.4	75	33	2.3	3,235	730	4.4	0	61	0.0
267	Khulna RWH	Pirojpur Sadar	34,156	9,478	3.6	29,175	7,145	4.1	165	45	3.7	2,098	885	2.4	50	72	0.7
268	Khulna RWH	Rajapur	35,620	5,878	6.1	29,130	4,237	6.9	29	5	5.8	1,815	600	3.0	75	9	8.3
269	Khulna RWH	Rampal	51,200	14,741	3.5	33,885	9,796	3.5	93	13	7.2	1,510	371	4.1	100	34	2.9
270	Khulna RWH	Rupsa	28,000	14,851	1.9	22,625	9,337	2.4	119	28	4.3	1,671	431	3.9	0	69	0.0
271	Khulna RWH	Sarankhola	53,000	10,852	4.9	34,880	7,186	4.9	90	6	15.0	4,899	1,272	3.9	100	28	3.6
272	Khulna RWH	Satkhira Sadar	145,800	47,386	3.1	40,945	18,865	2.2	147	33	4.5	8,926	3,841	2.3	200	78	2.6
273	Khulna RWH	Shyamnagar	77,464	18,785	4.1	57,885	18,674	3.1	50	12	4.2	2,045	801	2.6	200	53	3.8
274	Khulna RWH	Tala	45,580	19,167	2.4	41,070	15,933	2.6	162	55	2.9	5,460	2,094	2.6	0	59	0.0
275	Khulna RWH	Terokhada	51,900	16,646	3.1	35,730	7,566	4.7	82	11	7.5	1,536	381	4.0	200	42	4.8

SL	Warehouse Name	Upazila Name	Condom			Shukhi			IUD			Injectables			Implant		
			CBL	AMD	MOS	CBL	AMD	MOS	CBL	AMD	MOS	CBL	AMD	MOS	CBL	AMD	MOS
276	Kushtia RWH	Alamdanga	40,179	17,700	2.3	31,732	14,519	2.2	46	23	2.0	5,050	2,256	2.2	100	105	1.0
277	Kushtia RWH	Bheramara	43,100	17,273	2.5	16,080	7,640	2.1	67	8	8.4	2,881	1,187	2.4	10	49	0.2
278	Kushtia RWH	Chuadanga Sadar	61,800	26,806	2.3	22,725	10,910	2.1	124	37	3.4	5,402	3,208	1.7	200	77	2.6
279	Kushtia RWH	Damurhuda	42,540	20,144	2.1	24,405	10,959	2.2	72	20	3.6	7,212	3,474	2.1	50	95	0.5
280	Kushtia RWH	Daulatpur	80,300	40,607	2.0	44,370	21,099	2.1	35	6	5.8	7,048	3,672	1.9	0	37	0.0
281	Kushtia RWH	Gangni	54,756	25,450	2.2	21,945	10,108	2.2	68	17	4.0	8,308	4,122	2.0	2	36	0.1
282	Kushtia RWH	Jiban Nagar	19,300	9,045	2.1	16,950	7,824	2.2	55	24	2.3	3,488	1,826	1.9	100	87	1.1
283	Kushtia RWH	Khoksa	32,060	16,096	2.0	15,810	7,872	2.0	30	12	2.5	458	253	1.8	50	25	2.0
284	Kushtia RWH	Kumarkhali	56,300	26,830	2.1	26,668	13,871	1.9	37	10	3.7	4,834	2,382	2.0	300	80	3.8
285	Kushtia RWH	Kushtia Sadar	91,100	44,310	2.1	49,895	23,471	2.1	108	45	2.4	8,868	4,410	2.0	190	145	1.3
286	Kushtia RWH	Meherpur Sadar	50,776	24,505	2.1	15,630	7,568	2.1	53	12	4.4	5,160	2,598	2.0	100	36	2.8
287	Kushtia RWH	Mirpur	51,100	26,849	1.9	30,590	14,845	2.1	30	6	5.0	4,121	2,139	1.9	100	64	1.6
288	Kushtia RWH	Mujib Nagar	18,616	7,991	2.3	5,235	2,458	2.1	12	4	3.0	2,041	997	2.0	0	19	0.0
289	Mymensingh RWH	Atpara	15,600	7,317	2.1	19,370	8,761	2.2	79	7	11.3	1,087	750	1.4	301	74	4.1
290	Mymensingh RWH	Austagram	36,400	15,704	2.3	23,835	11,674	2.0	155	27	5.7	2,960	1,350	2.2	200	32	6.3
291	Mymensingh RWH	Bajitpur	36,328	17,315	2.1	31,875	13,414	2.4	120	25	4.8	1,717	827	2.1	0	59	0.0
292	Mymensingh RWH	Barhatta	31,268	11,170	2.8	32,535	13,416	2.4	121	5	24.2	2,773	1,408	2.0	5	45	0.1
293	Mymensingh RWH	Bhairab	52,500	27,822	1.9	41,640	20,670	2.0	208	39	5.3	3,946	1,736	2.3	100	102	1.0
294	Mymensingh RWH	Bhaluka	52,200	34,292	1.5	67,310	29,657	2.3	159	51	3.1	3,302	1,803	1.8	200	101	2.0
295	Mymensingh RWH	Dharampasha	48,000	22,173	2.2	39,345	17,818	2.2	52	14	3.7	4,100	1,910	2.1	200	151	1.3
296	Mymensingh RWH	Dhobaura	45,600	13,093	3.5	35,475	12,978	2.7	103	6	17.2	2,800	1,293	2.2	150	25	6.0
297	Mymensingh RWH	Durgapur	42,800	22,172	1.9	36,375	16,805	2.2	101	21	4.8	4,366	2,457	1.8	200	54	3.7
298	Mymensingh RWH	Fulbaria	63,620	22,400	2.8	81,000	36,880	2.2	158	49	3.2	3,443	1,519	2.3	100	58	1.7
299	Mymensingh RWH	Gaffargaon	76,044	35,706	2.1	49,185	22,787	2.2	133	28	4.8	4,694	2,198	2.1	100	109	0.9
300	Mymensingh RWH	Gauripur	33,800	15,439	2.2	42,690	21,799	2.0	64	20	3.2	3,466	1,948	1.8	200	66	3.0

SL	Warehouse Name	Upazila Name	Condom			Shukhi			IUD			Injectables			Implant		
			CBL	AMD	MOS	CBL	AMD	MOS	CBL	AMD	MOS	CBL	AMD	MOS	CBL	AMD	MOS
301	Mymensingh RWH	Haluaghat	46,700	17,204	2.7	45,420	22,033	2.1	93	35	2.7	3,947	1,780	2.2	0	70	0.0
302	Mymensingh RWH	Hossainpur	28,600	12,802	2.2	41,345	12,482	3.3	132	24	5.5	1,832	971	1.9	200	65	3.1
303	Mymensingh RWH	Ishwarganj	36,540	17,595	2.1	75,211	38,961	1.9	51	15	3.4	4,161	1,953	2.1	400	70	5.7
304	Mymensingh RWH	Itna	30,992	15,912	1.9	32,910	16,809	2.0	91	12	7.6	1,136	624	1.8	150	60	2.5
305	Mymensingh RWH	Kalmakanda	22,200	20,249	1.1	22,020	20,454	1.1	15	14	1.1	1,311	1,164	1.1	240	70	3.4
306	Mymensingh RWH	Karimganj	34,344	15,845	2.2	37,935	17,355	2.2	104	22	4.7	2,215	1,203	1.8	200	153	1.3
307	Mymensingh RWH	Katiadi	43,752	20,286	2.2	39,335	17,863	2.2	153	52	2.9	3,751	1,734	2.2	162	102	1.6
308	Mymensingh RWH	Kendua	34,316	16,893	2.0	45,555	23,446	1.9	105	23	4.6	2,541	1,247	2.0	26	106	0.2
309	Mymensingh RWH	Khaliajuri	23,868	7,704	3.1	18,065	6,732	2.7	74	3	24.7	1,017	418	2.4	300	46	6.5
310	Mymensingh RWH	Kishoreganj Sadar	58,684	28,000	2.1	52,740	22,188	2.4	285	144	2.0	4,473	2,199	2.0	300	161	1.9
311	Mymensingh RWH	Kuliar Char	39,600	19,846	2.0	22,410	10,774	2.1	85	19	4.5	2,187	1,109	2.0	100	83	1.2
312	Mymensingh RWH	Madan	25,443	11,480	2.2	24,300	10,859	2.2	77	11	7.0	1,268	667	1.9	110	60	1.8
313	Mymensingh RWH	Mithamain	25,124	8,835	2.8	20,610	7,475	2.8	62	17	3.6	721	249	2.9	172	39	4.4
314	Mymensingh RWH	Mohanganj	18,400	9,440	1.9	30,225	12,910	2.3	82	12	6.8	1,668	995	1.7	300	83	3.6
315	Mymensingh RWH	Muktagachha	61,500	24,640	2.5	56,850	28,960	2.0	198	23	8.6	3,849	1,965	2.0	250	116	2.2
316	Mymensingh RWH	Mymensingh Sadar	136,273	63,410	2.1	95,304	47,912	2.0	328	115	2.9	7,005	3,571	2.0	50	299	0.2
317	Mymensingh RWH	Nandail	32,563	14,382	2.3	51,005	38,228	1.3	171	31	5.5	4,507	2,325	1.9	100	90	1.1
318	Mymensingh RWH	Netrakona Sadar	40,719	19,284	2.1	43,555	24,549	1.8	114	6	19.0	4,990	2,546	2.0	0	151	0.0
319	Mymensingh RWH	Nikli	34,724	13,786	2.5	27,345	8,385	3.3	85	35	2.4	1,817	863	2.1	200	109	1.8
320	Mymensingh RWH	Pakundia	48,084	17,890	2.7	48,570	16,786	2.9	82	35	2.3	2,517	1,264	2.0	300	90	3.3
321	Mymensingh RWH	Phulpur	38,300	18,224	2.1	54,380	41,076	1.3	217	81	2.7	4,315	2,358	1.8	450	209	2.2
322	Mymensingh RWH	Purbadhala	42,000	14,486	2.9	53,220	18,971	2.8	86	7	12.3	4,060	2,002	2.0	100	119	0.8
323	Mymensingh RWH	Tarail	41,384	17,523	2.4	37,095	13,545	2.7	102	28	3.6	1,937	913	2.1	0	58	0.0
324	Mymensingh RWH	Trishal	61,104	28,797	2.1	75,810	35,740	2.1	172	37	4.6	3,926	1,829	2.1	0	114	0.0
325	Noakhali RWH	Begumganj	25,100	21,875	1.1	13,185	12,529	1.1	118	88	1.3	852	2,011	0.4	10	132	0.1

SL	Warehouse Name	Upazila Name	Condom			Shukhi			IUD			Injectables			Implant		
			CBL	AMD	MOS	CBL	AMD	MOS	CBL	AMD	MOS	CBL	AMD	MOS	CBL	AMD	MOS
326	Noakhali RWH	Chatkhil	18,388	4,032	4.6	18,449	4,017	4.6	77	37	2.1	1,300	675	1.9	50	43	1.2
327	Noakhali RWH	Chhagalnaiya	22,400	9,854	2.3	9,795	5,904	1.7	88	21	4.2	1,766	908	1.9	100	45	2.2
328	Noakhali RWH	Companiganj	33,512	13,090	2.6	22,050	7,004	3.1	52	14	3.7	4,251	1,329	3.2	160	60	2.7
329	Noakhali RWH	Daganbhuiyan	30,896	13,422	2.3	12,585	5,395	2.3	48	23	2.1	1,925	938	2.1	100	41	2.4
330	Noakhali RWH	Feni Sadar	54,300	43,046	1.3	28,894	15,740	1.8	276	136	2.0	6,980	3,726	1.9	250	145	1.7
331	Noakhali RWH	Fulgazi	21,884	9,368	2.3	10,650	3,979	2.7	83	22	3.8	1,351	539	2.5	250	30	8.3
332	Noakhali RWH	Hatiya	55,936	19,121	2.9	31,144	15,235	2.0	279	40	7.0	6,048	2,858	2.1	250	147	1.7
333	Noakhali RWH	Kabirhat	21,762	9,510	2.3	16,500	7,946	2.1	35	19	1.8	2,720	1,408	1.9	105	70	1.5
334	Noakhali RWH	Kamalnagar	15,516	6,912	2.2	13,584	5,742	2.4	20	29	0.7	5,649	3,489	1.6	105	101	1.0
335	Noakhali RWH	Lakshmipur Sadar	33,948	14,729	2.3	15,780	12,385	1.3	115	73	1.6	9,729	5,112	1.9	50	103	0.5
336	Noakhali RWH	Noakhali Sadar	46,800	24,258	1.9	19,935	12,607	1.6	174	82	2.1	5,674	3,393	1.7	100	138	0.7
337	Noakhali RWH	Parshuram	28,628	13,231	2.2	10,575	4,313	2.5	91	18	5.1	941	634	1.5	100	53	1.9
338	Noakhali RWH	Ramganj	21,700	6,412	3.4	12,875	3,765	3.4	51	13	3.9	3,106	1,510	2.1	100	47	2.1
339	Noakhali RWH	Ramgati	14,761	4,450	3.3	15,703	6,008	2.6	3	12	0.3	5,094	3,437	1.5	100	134	0.7
340	Noakhali RWH	Roypur	10,004	3,547	2.8	13,545	7,184	1.9	82	41	2.0	2,672	1,325	2.0	0	47	0.0
341	Noakhali RWH	Senbagh	23,708	11,167	2.1	16,460	6,850	2.4	65	23	2.8	2,392	1,131	2.1	50	59	0.8
342	Noakhali RWH	Sonagazi	39,404	17,551	2.2	20,490	10,105	2.0	75	33	2.3	5,000	2,559	2.0	100	57	1.8
343	Noakhali RWH	Sonaimuri	18,000	8,851	2.0	11,970	5,532	2.2	54	14	3.9	3,074	1,498	2.1	105	69	1.5
344	Noakhali RWH	Subarnachar	30,600	14,096	2.2	18,840	9,590	2.0	85	18	4.7	3,695	1,560	2.4	10	145	0.1
345	Pabna RWH	Atgharia	76,696	8,629	8.9	67,275	8,762	7.7	220	11	20.0	6,493	512	12.7	100	36	2.8
346	Pabna RWH	Belkuchi	149,000	46,424	3.2	143,145	22,117	6.5	275	22	12.5	13,255	1,896	7.0	200	41	4.9
347	Pabna RWH	Bera	86,400	11,149	7.7	60,480	12,300	4.9	494	70	7.1	12,208	1,400	8.7	105	53	2.0
348	Pabna RWH	Bhangura	72,100	9,431	7.6	91,260	5,614	16.3	234	11	21.3	4,270	178	24.0	10	28	0.4
349	Pabna RWH	Chatmohar	109,140	34,454	3.2	100,635	24,064	4.2	540	28	19.3	12,619	1,251	10.1	0	63	0.0
350	Pabna RWH	Faridpur	72,592	8,323	8.7	64,350	5,972	10.8	210	16	13.1	10,808	1,001	10.8	100	38	2.6

SL	Warehouse Name	Upazila Name	Condom			Shukhi			IUD			Injectables			Implant		
			CBL	AMD	MOS	CBL	AMD	MOS	CBL	AMD	MOS	CBL	AMD	MOS	CBL	AMD	MOS
351	Pabna RWH	Ishwardi	158,256	29,894	5.3	148,500	16,622	8.9	309	21	14.7	15,642	1,469	10.6	100	102	1.0
352	Pabna RWH	Kamarkhanda	79,528	13,711	5.8	64,980	8,903	7.3	211	20	10.6	8,545	1,142	7.5	150	23	6.5
353	Pabna RWH	Kazipur	109,000	38,205	2.9	107,275	15,614	6.9	130	77	1.7	18,930	2,474	7.7	50	104	0.5
354	Pabna RWH	Pabna Sadar	64,544	65,566	1.0	42,975	43,010	1.0	280	123	2.3	1,300	8,902	0.1	150	124	1.2
355	Pabna RWH	Royganj	100,600	19,631	5.1	102,960	23,465	4.4	290	36	8.1	9,499	2,419	3.9	150	18	8.3
356	Pabna RWH	Santhia	95,000	26,320	3.6	57,960	20,950	2.8	232	21	11.0	15,800	3,494	4.5	105	59	1.8
357	Pabna RWH	Shahjadpur	132,284	56,694	2.3	139,470	27,633	5.0	889	105	8.5	21,929	6,404	3.4	310	248	1.3
358	Pabna RWH	Sirajganj Sadar	106,100	40,966	2.6	92,880	24,097	3.9	520	59	8.8	18,550	3,939	4.7	50	44	1.1
359	Pabna RWH	Sujanagar	170,340	23,627	7.2	121,500	12,612	9.6	389	35	11.1	16,072	2,724	5.9	0	62	0.0
360	Pabna RWH	Tarash	112,864	16,420	6.9	106,470	16,564	6.4	363	46	7.9	4,855	1,228	4.0	50	49	1.0
361	Pabna RWH	Ullah Para	26,000	73,632	0.4	40,230	45,082	0.9	414	132	3.1	11,805	5,303	2.2	450	54	8.3
362	Patuakhali RWH	Amtali	23,036	10,880	2.1	33,120	16,093	2.1	121	17	7.1	3,676	1,772	2.1	100	194	0.5
363	Patuakhali RWH	Bakerganj	47,412	15,834	3.0	28,785	14,008	2.1	54	31	1.7	3,954	1,889	2.1	100	91	1.1
364	Patuakhali RWH	Bamna	7,700	3,261	2.4	9,105	4,143	2.2	46	17	2.7	555	190	2.9	300	78	3.8
365	Patuakhali RWH	Barguna Sadar	22,699	10,142	2.2	23,975	13,325	1.8	120	37	3.2	6,712	3,853	1.7	350	128	2.7
366	Patuakhali RWH	Bauphal	25,800	10,753	2.4	36,720	15,383	2.4	170	61	2.8	3,800	2,108	1.8	0	156	0.0
367	Patuakhali RWH	Betagi	13,100	5,152	2.5	10,140	5,097	2.0	40	20	2.0	1,480	662	2.2	100	44	2.3
368	Patuakhali RWH	Dashmina	10,498	3,972	2.6	11,415	5,873	1.9	40	33	1.2	1,795	961	1.9	250	130	1.9
369	Patuakhali RWH	Dumki	7,440	3,561	2.1	5,655	2,854	2.0	25	9	2.8	937	407	2.3	200	29	6.9
370	Patuakhali RWH	Galachipa	23,492	12,834	1.8	38,235	21,153	1.8	47	41	1.1	7,575	4,062	1.9	50	336	0.1
371	Patuakhali RWH	Kalapara	22,408	8,855	2.5	26,925	14,073	1.9	105	17	6.2	6,263	2,833	2.2	150	42	3.6
372	Patuakhali RWH	Mirzaganj	15,500	6,393	2.4	13,515	6,202	2.2	46	5	9.2	1,328	618	2.1	150	41	3.7
373	Patuakhali RWH	Nalchity	13,416	6,856	2.0	13,845	6,436	2.2	67	19	3.5	2,968	1,403	2.1	110	52	2.1
374	Patuakhali RWH	Patharghata	14,812	6,870	2.2	16,235	8,199	2.0	48	25	1.9	2,857	1,347	2.1	200	134	1.5
375	Patuakhali RWH	Patuakhali Sadar	31,164	15,037	2.1	29,743	13,931	2.1	240	93	2.6	6,640	3,239	2.1	430	217	2.0

SL	Warehouse Name	Upazila Name	Condom			Shukhi			IUD			Injectables			Implant		
			CBL	AMD	MOS	CBL	AMD	MOS	CBL	AMD	MOS	CBL	AMD	MOS	CBL	AMD	MOS
376	Rajshahi RWH	Bagatipara	43,860	18,861	2.3	15,570	7,174	2.2	41	9	4.6	751	354	2.1	200	73	2.7
377	Rajshahi RWH	Bagha	68,700	25,851	2.7	46,200	9,205	5.0	90	7	12.9	2,789	1,424	2.0	50	43	1.2
378	Rajshahi RWH	Baghmara	91,400	44,909	2.0	57,570	26,405	2.2	212	57	3.7	3,896	1,955	2.0	572	63	9.1
379	Rajshahi RWH	Baraigram	48,900	25,608	1.9	27,270	14,740	1.9	130	31	4.2	4,165	2,109	2.0	220	97	2.3
380	Rajshahi RWH	Bholahat	24,424	8,956	2.7	11,040	4,670	2.4	60	5	12.0	1,180	617	1.9	250	40	6.3
381	Rajshahi RWH	Boalia	86,400	48,234	1.8	49,905	5,131	9.7	172	60	2.9	5,135	1,779	2.9	640	178	3.6
382	Rajshahi RWH	Chapai Nababganj Sadar	99,900	51,496	1.9	35,670	18,599	1.9	205	77	2.7	6,410	3,182	2.0	50	84	0.6
383	Rajshahi RWH	Charghat	55,200	23,847	2.3	29,550	11,882	2.5	72	21	3.4	1,250	616	2.0	30	80	0.4
384	Rajshahi RWH	Durgapur	56,436	19,478	2.9	26,385	8,073	3.3	37	10	3.7	978	475	2.1	50	56	0.9
385	Rajshahi RWH	Godagari	96,900	41,442	2.3	31,800	16,801	1.9	44	17	2.6	4,523	2,905	1.6	100	65	1.5
386	Rajshahi RWH	Gomastapur	57,600	28,226	2.0	28,035	13,186	2.1	89	17	5.2	2,095	1,088	1.9	104	53	2.0
387	Rajshahi RWH	Gurudaspur	64,360	31,414	2.0	24,390	17,568	1.4	63	18	3.5	2,168	1,252	1.7	100	106	0.9
388	Rajshahi RWH	Lalpur	55,600	22,940	2.4	36,735	17,081	2.2	74	24	3.1	3,216	1,673	1.9	15	70	0.2
389	Rajshahi RWH	Mohanpur	91,414	17,114	5.3	36,180	10,669	3.4	24	7	3.4	4,011	2,065	1.9	150	46	3.3
390	Rajshahi RWH	Nachole	35,700	12,153	2.9	46,935	5,924	7.9	28	5	5.6	1,950	939	2.1	10	30	0.3
391	Rajshahi RWH	Natore Sadar	84,524	39,906	2.1	34,166	16,215	2.1	126	50	2.5	2,586	1,367	1.9	50	178	0.3
392	Rajshahi RWH	Paba	101,800	46,937	2.2	36,492	12,776	2.9	53	5	10.6	6,185	3,372	1.8	110	66	1.7
393	Rajshahi RWH	Puthia	70,306	29,426	2.4	27,120	12,451	2.2	14	10	1.4	2,432	1,102	2.2	20	40	0.5
394	Rajshahi RWH	Shibganj	98,100	50,048	2.0	36,870	21,855	1.7	90	22	4.1	4,472	2,151	2.1	300	71	4.2
395	Rajshahi RWH	Singra	92,964	41,791	2.2	45,105	23,158	1.9	93	31	3.0	4,151	2,090	2.0	300	155	1.9
396	Rajshahi RWH	Tanore	43,128	18,970	2.3	27,630	13,664	2.0	56	16	3.5	2,029	914	2.2	500	160	3.1
397	Rangamati RWH	Baghaichhari	29,844	8,117	3.7	16,745	5,817	2.9	56	4	14.0	1,213	312	3.9	110	22	5.0
398	Rangamati RWH	Barkal	7,700	3,913	2.0	3,255	3,222	1.0	12	3	4.0	1,304	377	3.5	72	6	12.0
399	Rangamati RWH	Belai Chhari	15,021	1,566	9.6	17,128	2,290	7.5	25	3	8.3	960	131	7.3	70	14	5.0
400	Rangamati RWH	Jurai Chhari	19,728	2,206	8.9	17,805	1,754	10.2	55	3	18.3	624	145	4.3	50	17	2.9

SL	Warehouse Name	Upazila Name	Condom			Shukhi			IUD			Injectables			Implant		
			CBL	AMD	MOS	CBL	AMD	MOS	CBL	AMD	MOS	CBL	AMD	MOS	CBL	AMD	MOS
401	Rangamati RWH	Kaptai	20,400	5,541	3.7	15,330	3,067	5.0	56	2	28.0	1,879	397	4.7	150	29	5.2
402	Rangamati RWH	Kawkhali (betbunia)	16,672	3,482	4.8	8,580	2,763	3.1	32	7	4.6	1,937	496	3.9	122	27	4.5
403	Rangamati RWH	Langadu	9,720	5,320	1.8	3,660	4,065	0.9	49	9	5.4	406	407	1.0	100	44	2.3
404	Rangamati RWH	Naniarchar	5,940	4,716	1.3	7,060	4,053	1.7	40	4	10.0	628	210	3.0	30	19	1.6
405	Rangamati RWH	Rajsthali	8,832	1,163	7.6	7,275	1,624	4.5	70	2	35.0	641	86	7.5	110	11	10.0
406	Rangamati RWH	Rangamati Sadar	22,120	9,667	2.3	14,835	6,133	2.4	201	87	2.3	1,615	698	2.3	90	64	1.4
407	Rangpur RWH	Aditmari	31,300	13,439	2.3	30,495	13,895	2.2	247	100	2.5	7,523	3,058	2.5	0	122	0.0
408	Rangpur RWH	Badarganj	39,180	11,619	3.4	39,576	19,721	2.0	145	55	2.6	5,920	3,156	1.9	50	70	0.7
409	Rangpur RWH	Bhurungamari	47,052	19,101	2.5	34,020	15,645	2.2	127	46	2.8	7,828	3,240	2.4	200	71	2.8
410	Rangpur RWH	Chilmari	30,968	14,914	2.1	22,630	12,390	1.8	72	23	3.1	2,119	1,040	2.0	50	52	1.0
411	Rangpur RWH	Dimla	16,592	8,197	2.0	43,710	20,414	2.1	180	61	3.0	3,825	2,030	1.9	250	103	2.4
412	Rangpur RWH	Domar	17,664	7,383	2.4	27,795	14,350	1.9	137	39	3.5	4,729	2,208	2.1	5	76	0.1
413	Rangpur RWH	Fulchhari	46,100	21,567	2.1	20,690	9,855	2.1	86	34	2.5	5,672	2,696	2.1	100	53	1.9
414	Rangpur RWH	Gaibandha Sadar	48,546	20,690	2.3	53,474	25,867	2.1	129	44	2.9	8,905	4,302	2.1	400	208	1.9
415	Rangpur RWH	Gangachara	27,552	14,737	1.9	32,261	16,947	1.9	151	56	2.7	10,169	4,523	2.2	0	133	0.0
416	Rangpur RWH	Gobindaganj	144,016	52,959	2.7	95,765	35,716	2.7	60	24	2.5	7,835	4,203	1.9	164	89	1.8
417	Rangpur RWH	Hatibandha	23,740	10,404	2.3	48,510	13,155	3.7	122	41	3.0	4,212	2,166	1.9	50	104	0.5
418	Rangpur RWH	Jaldhaka	32,928	14,843	2.2	45,160	22,719	2.0	151	59	2.6	7,815	3,912	2.0	100	113	0.9
419	Rangpur RWH	Kaliganj	28,872	6,875	4.2	39,840	12,250	3.3	133	51	2.6	3,776	1,675	2.3	100	92	1.1
420	Rangpur RWH	Kaunia	33,100	13,949	2.4	25,020	10,620	2.4	56	15	3.7	5,959	2,866	2.1	100	78	1.3
421	Rangpur RWH	Kishoreganj	17,500	5,957	2.9	35,480	16,287	2.2	136	54	2.5	3,225	1,520	2.1	150	93	1.6
422	Rangpur RWH	Kurigram Sadar	24,396	13,085	1.9	28,905	14,732	2.0	107	46	2.3	6,743	2,901	2.3	100	125	0.8
423	Rangpur RWH	Lalmonirhat Sadar	25,892	12,467	2.1	24,225	15,255	1.6	68	21	3.2	6,756	3,384	2.0	0	146	0.0
424	Rangpur RWH	Mitha Pukur	54,800	25,072	2.2	96,285	25,495	3.8	76	13	5.8	6,987	3,160	2.2	200	90	2.2
425	Rangpur RWH	Nageshwari	29,800	14,672	2.0	36,330	27,291	1.3	119	40	3.0	9,749	4,425	2.2	0	96	0.0

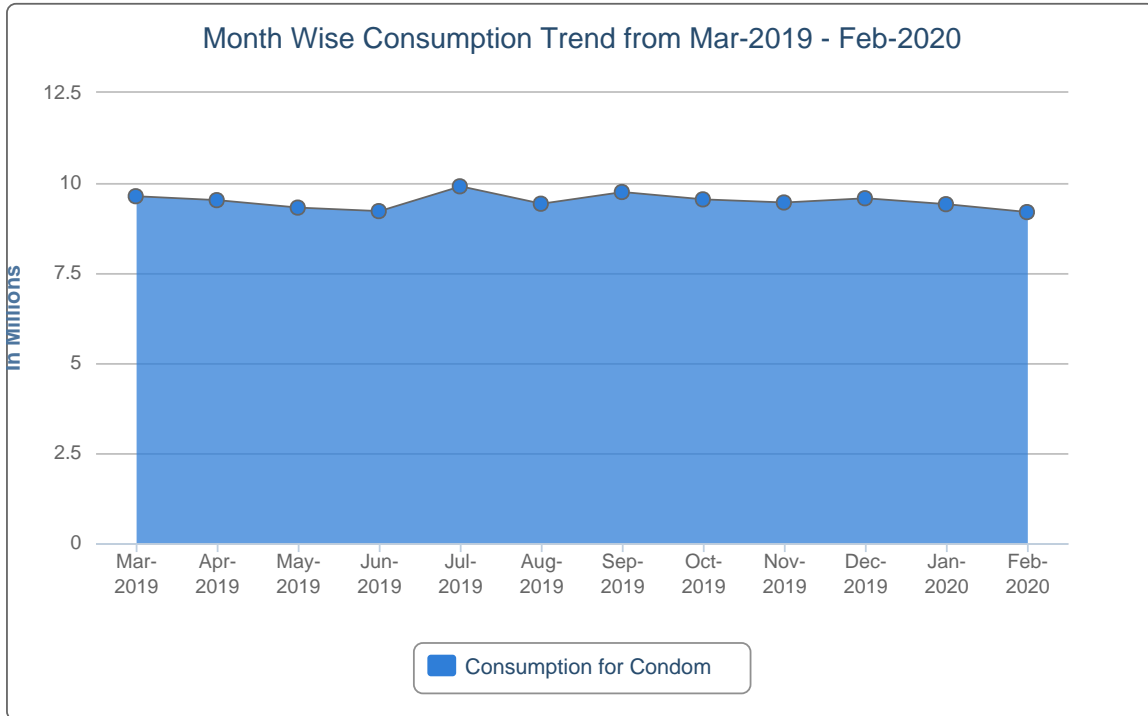
SL	Warehouse Name	Upazila Name	Condom			Shukhi			IUD			Injectables			Implant		
			CBL	AMD	MOS	CBL	AMD	MOS	CBL	AMD	MOS	CBL	AMD	MOS	CBL	AMD	MOS
426	Rangpur RWH	Nilphamari Sadar	32,405	12,395	2.6	59,551	30,320	2.0	168	67	2.5	7,334	3,641	2.0	100	114	0.9
427	Rangpur RWH	Palashbari	15,832	8,540	1.9	32,254	15,562	2.1	50	15	3.3	4,111	2,349	1.8	50	104	0.5
428	Rangpur RWH	Patgram	17,200	7,404	2.3	27,935	13,441	2.1	33	20	1.7	4,235	1,941	2.2	300	37	8.1
429	Rangpur RWH	Phulbari	16,900	7,029	2.4	24,560	12,705	1.9	210	91	2.3	6,344	2,824	2.2	250	71	3.5
430	Rangpur RWH	Pirgachha	43,000	20,642	2.1	48,085	24,086	2.0	200	76	2.6	6,750	3,636	1.9	100	90	1.1
431	Rangpur RWH	Pirganj	71,300	21,099	3.4	102,045	28,716	3.6	160	67	2.4	5,500	2,853	1.9	200	124	1.6
432	Rangpur RWH	Rajarhat	61,300	10,935	5.6	22,595	13,924	1.6	139	50	2.8	5,715	2,347	2.4	300	75	4.0
433	Rangpur RWH	Rangpur Sadar	54,600	32,628	1.7	63,580	27,203	2.3	269	80	3.4	9,108	4,884	1.9	400	273	1.5
434	Rangpur RWH	Sadullapur	67,572	34,358	2.0	46,035	22,664	2.0	128	64	2.0	7,686	4,156	1.8	50	84	0.6
435	Rangpur RWH	Saghata	23,500	10,618	2.2	41,130	20,013	2.1	85	28	3.0	3,350	1,496	2.2	250	79	3.2
436	Rangpur RWH	Saidpur	32,008	16,064	2.0	20,535	10,107	2.0	96	20	4.8	2,945	1,595	1.8	0	72	0.0
437	Rangpur RWH	Sundarganj	82,668	35,848	2.3	83,171	43,293	1.9	264	107	2.5	15,206	7,972	1.9	100	279	0.4
438	Rangpur RWH	Taraganj	18,122	7,350	2.5	18,025	9,204	2.0	48	10	4.8	2,353	1,144	2.1	50	132	0.4
439	Rangpur RWH	Ulipur	46,748	23,734	2.0	48,350	24,632	2.0	83	26	3.2	7,564	3,474	2.2	0	90	0.0
440	Sylhet RWH	Ajmiriganj	8,497	3,877	2.2	10,890	5,625	1.9	20	5	4.0	603	331	1.8	0	53	0.0
441	Sylhet RWH	Bahubal	15,360	6,550	2.3	12,887	5,900	2.2	14	8	1.8	1,126	467	2.4	104	31	3.4
442	Sylhet RWH	Balaganj	76,000	36,289	2.1	28,560	12,656	2.3	36	16	2.3	4,069	1,928	2.1	1	77	0.0
443	Sylhet RWH	Baniachong	17,755	10,811	1.6	2,300	13,821	0.2	61	5	12.2	1,440	895	1.6	7	117	0.1
444	Sylhet RWH	Barlekha	15,284	7,388	2.1	13,620	6,742	2.0	30	5	6.0	1,005	503	2.0	100	44	2.3
445	Sylhet RWH	Beani Bazar	38,600	18,022	2.1	13,690	5,755	2.4	27	12	2.3	1,195	550	2.2	105	24	4.4
446	Sylhet RWH	Bishwambarpur	16,180	6,070	2.7	12,725	7,290	1.7	23	5	4.6	784	641	1.2	124	22	5.6
447	Sylhet RWH	Bishwanath	20,708	9,690	2.1	9,084	4,133	2.2	49	10	4.9	870	477	1.8	122	42	2.9
448	Sylhet RWH	Chhatak	33,300	14,252	2.3	20,085	10,012	2.0	160	61	2.6	1,639	833	2.0	71	36	2.0
449	Sylhet RWH	Chunarughat	23,250	9,525	2.4	19,280	14,045	1.4	3	4	0.8	2,118	1,090	1.9	1	27	0.0
450	Sylhet RWH	Companiganj	31,264	13,772	2.3	17,385	7,346	2.4	3	3	1.0	3,037	1,420	2.1	50	36	1.4

SL	Warehouse Name	Upazila Name	Condom			Shukhi			IUD			Injectables			Implant		
			CBL	AMD	MOS	CBL	AMD	MOS	CBL	AMD	MOS	CBL	AMD	MOS	CBL	AMD	MOS
451	Sylhet RWH	Dakshin Sunamganj	22,500	9,361	2.4	14,895	7,441	2.0	19	8	2.4	1,443	676	2.1	160	60	2.7
452	Sylhet RWH	Dakshin Surma	83,600	41,092	2.0	23,865	10,572	2.3	34	5	6.8	2,693	1,265	2.1	85	22	3.9
453	Sylhet RWH	Derai	57,004	26,388	2.2	24,957	10,945	2.3	64	22	2.9	1,921	982	2.0	120	65	1.8
454	Sylhet RWH	Dowarabazar	28,004	11,186	2.5	25,145	10,488	2.4	39	5	7.8	2,151	844	2.5	146	134	1.1
455	Sylhet RWH	Fenchuganj	16,300	6,548	2.5	11,340	3,423	3.3	48	17	2.8	602	283	2.1	50	20	2.5
456	Sylhet RWH	Golapganj	54,400	25,349	2.1	17,625	6,557	2.7	95	24	4.0	1,274	669	1.9	105	54	1.9
457	Sylhet RWH	Gowainghat	48,800	20,493	2.4	26,355	10,224	2.6	50	13	3.8	6,513	2,941	2.2	200	116	1.7
458	Sylhet RWH	Habiganj Sadar	40,800	17,949	2.3	40,173	16,209	2.5	145	104	1.4	3,129	1,551	2.0	100	60	1.7
459	Sylhet RWH	Jagannathpur	27,630	11,942	2.3	21,275	6,852	3.1	42	19	2.2	756	354	2.1	10	70	0.1
460	Sylhet RWH	Jaintiapur	43,500	18,886	2.3	22,065	7,825	2.8	51	23	2.2	6,100	2,485	2.5	100	26	3.8
461	Sylhet RWH	Jamalganj	23,776	11,814	2.0	20,535	9,838	2.1	52	5	10.4	2,549	1,219	2.1	0	38	0.0
462	Sylhet RWH	Juri	17,400	7,514	2.3	14,895	5,175	2.9	56	22	2.5	1,064	391	2.7	100	59	1.7
463	Sylhet RWH	Kamalganj	28,100	12,256	2.3	20,805	8,981	2.3	125	48	2.6	1,810	890	2.0	120	31	3.9
464	Sylhet RWH	Kanaighat	53,028	28,000	1.9	30,450	13,908	2.2	53	15	3.5	5,215	2,587	2.0	160	38	4.2
465	Sylhet RWH	Kulaura	24,576	11,967	2.1	25,915	10,459	2.5	19	7	2.7	4,388	2,317	1.9	100	39	2.6
466	Sylhet RWH	Lakhai	12,672	6,349	2.0	14,205	7,287	1.9	58	9	6.4	822	433	1.9	10	88	0.1
467	Sylhet RWH	Madhabpur	19,500	9,665	2.0	29,550	14,666	2.0	5	4	1.3	1,794	842	2.1	55	40	1.4
468	Sylhet RWH	Maulvibazar Sadar	25,716	12,105	2.1	19,680	9,608	2.0	243	85	2.9	2,000	948	2.1	30	56	0.5
469	Sylhet RWH	Nabiganj	23,500	8,745	2.7	26,085	10,815	2.4	37	11	3.4	1,071	452	2.4	50	58	0.9
470	Sylhet RWH	Rajnagar	23,700	9,450	2.5	25,865	9,965	2.6	52	16	3.3	2,788	1,240	2.2	150	54	2.8
471	Sylhet RWH	Sreemangal	30,900	14,106	2.2	25,875	11,247	2.3	60	30	2.0	2,857	1,314	2.2	0	107	0.0
472	Sylhet RWH	Sulla	19,500	9,063	2.2	17,025	5,737	3.0	19	2	9.5	830	390	2.1	50	33	1.5
473	Sylhet RWH	Sunamganj Sadar	28,816	12,960	2.2	20,459	8,213	2.5	91	29	3.1	2,439	1,203	2.0	27	97	0.3
474	Sylhet RWH	Sylhet Sadar	134,800	68,356	2.0	53,525	26,084	2.1	256	115	2.2	23,373	12,117	1.9	20	321	0.1
475	Sylhet RWH	Tahirpur	36,444	16,683	2.2	25,260	11,051	2.3	21	7	3.0	2,335	919	2.5	0	64	0.0

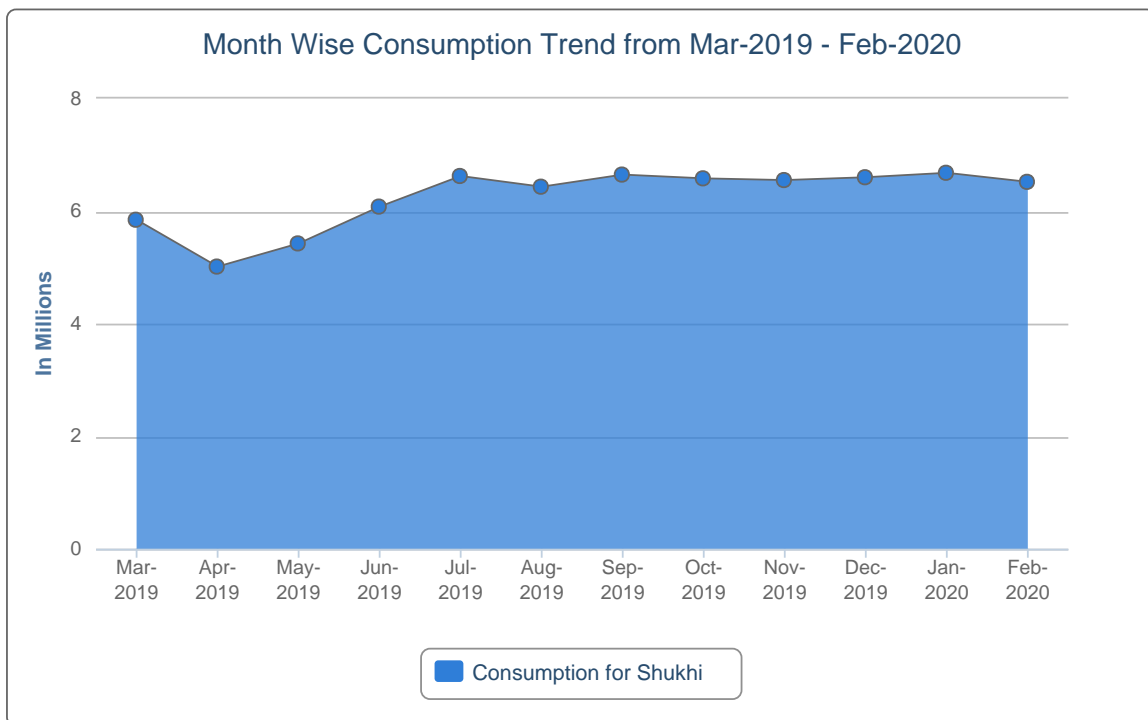
SL	Warehouse Name	Upazila Name	Condom			Shukhi			IUD			Injectables			Implant		
			CBL	AMD	MOS	CBL	AMD	MOS	CBL	AMD	MOS	CBL	AMD	MOS	CBL	AMD	MOS
476	Sylhet RWH	Zakiganj	47,564	22,976	2.1	22,371	9,763	2.3	34	9	3.8	2,830	1,278	2.2	160	100	1.6
477	Tangail RWH	Basail	50,844	21,772	2.3	48,967	12,710	3.9	187	30	6.2	6,273	1,179	5.3	500	106	4.7
478	Tangail RWH	Bhuapur	57,756	23,999	2.4	85,323	18,088	4.7	61	39	1.6	6,848	1,650	4.2	200	94	2.1
479	Tangail RWH	Chauhali	22,500	14,766	1.5	48,960	7,566	6.5	50	14	3.6	4,740	1,166	4.1	401	30	13.4
480	Tangail RWH	Delduar	19,800	19,680	1.0	59,637	18,611	3.2	140	27	5.2	4,560	1,295	3.5	150	50	3.0
481	Tangail RWH	Ghatail	86,160	39,396	2.2	71,415	41,859	1.7	180	32	5.6	4,300	3,768	1.1	400	106	3.8
482	Tangail RWH	Gopalpur	49,894	19,062	2.6	83,865	15,169	5.5	329	34	9.7	8,474	1,720	4.9	300	59	5.1
483	Tangail RWH	Kalihati	72,100	28,799	2.5	74,460	29,647	2.5	382	70	5.5	10,502	3,486	3.0	210	66	3.2
484	Tangail RWH	Madhupur	76,800	29,265	2.6	82,695	30,563	2.7	61	23	2.7	8,584	3,157	2.7	300	91	3.3
485	Tangail RWH	Mirzapur	40,016	27,923	1.4	80,175	25,198	3.2	160	49	3.3	5,692	1,260	4.5	300	68	4.4
486	Tangail RWH	Nagarpur	37,836	33,750	1.1	73,875	22,932	3.2	275	85	3.2	6,079	2,372	2.6	200	122	1.6
487	Tangail RWH	Sakhipur	28,668	24,071	1.2	66,825	23,256	2.9	140	32	4.4	5,234	1,040	5.0	700	34	20.6
488	Tangail RWH	Tangail Sadar	23,400	43,394	0.5	125,430	23,328	5.4	325	52	6.3	7,888	3,122	2.5	50	184	0.3

7. Month-wise Consumption Trend

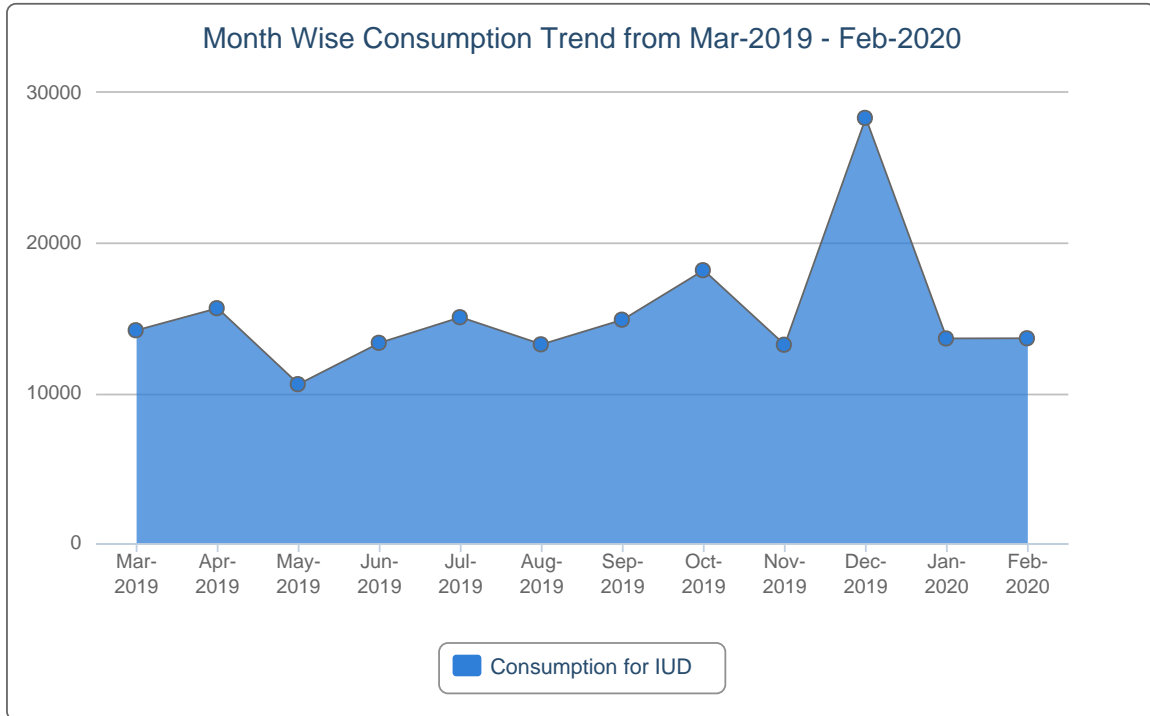
7(a).



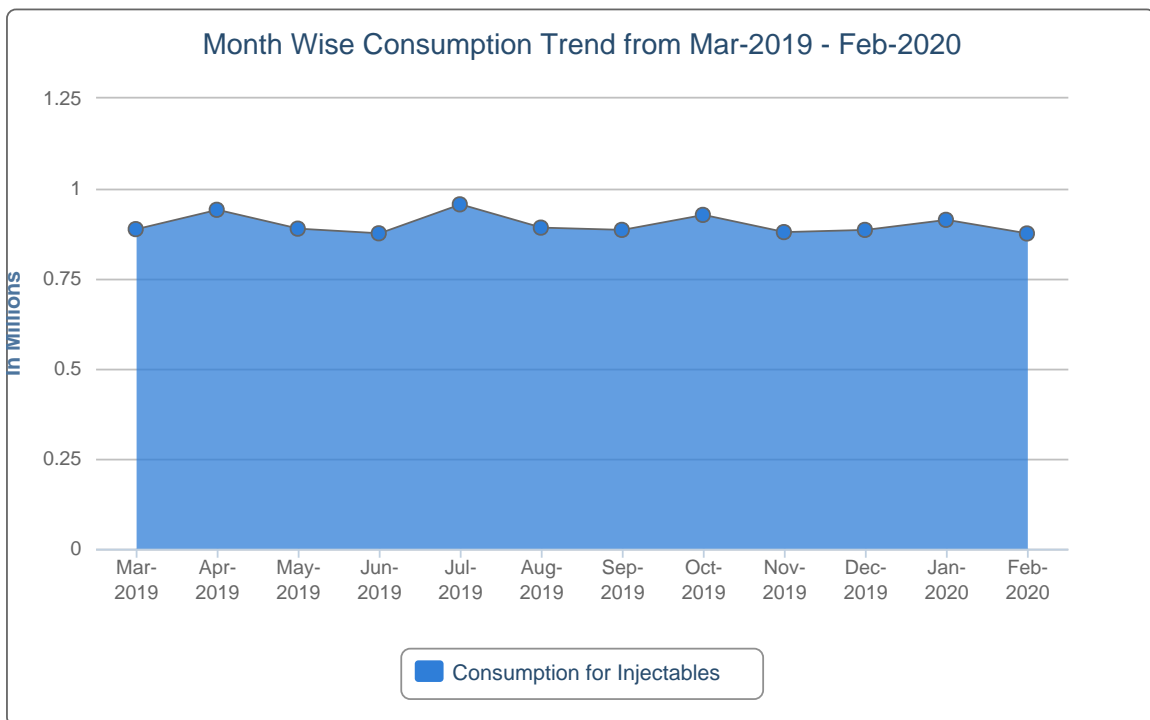
7(b).



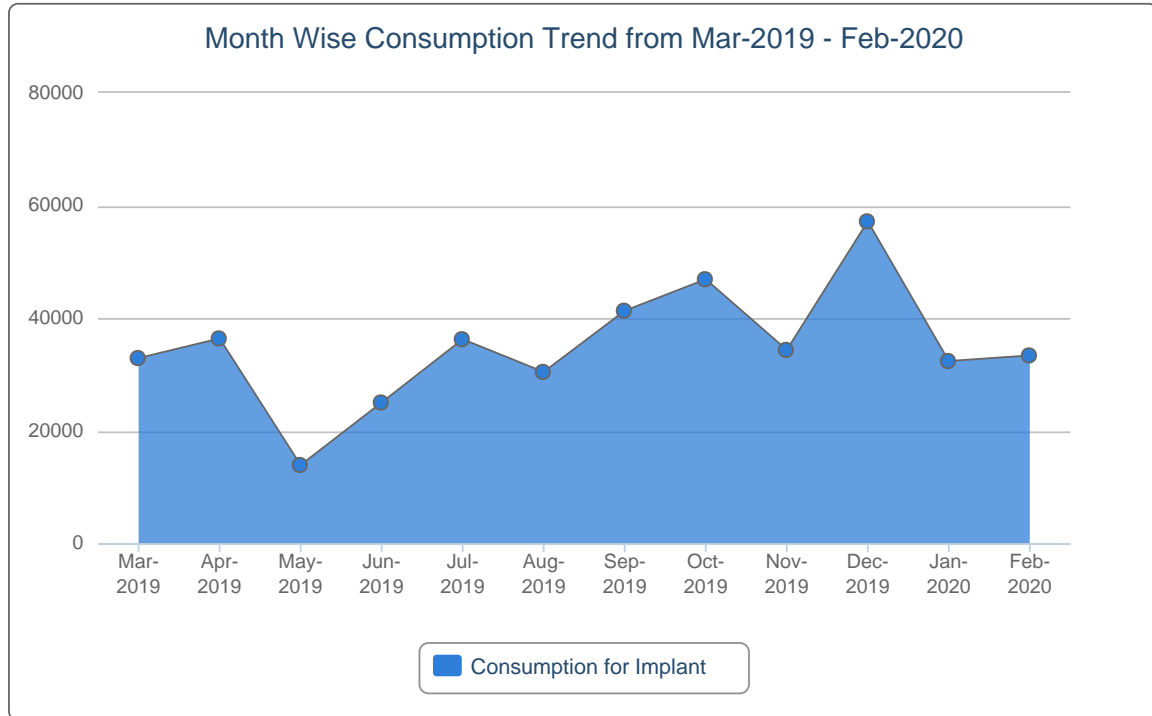
7(c).



7(d).



7(e).



8. Report on Upazila and Warehouse Having Stock Out in last month

SL	Products Name	No of Stockout WH	% of Stockout WH	No of Stockout Upazila Store	% of Stockout Upazila Store	No of Stockout Upazila Field	% of Stockout Upazila Field
1	Condom	0	0%	0	0%	0	0%
2	Shukhi	0	0%	0	0%	0	0%
3	IUD	0	0%	0	0%	0	0%
4	Injectables	0	0%	0	0%	0	0%
5	Implant (Total)	0	0%	-	-	0	0%

List of Stock Out Warehouses

SL	Commodity	Warehouse	Phone
<i>No StockOut in Warehouse</i>			

List of StockOut Upazilas

SL	Commodity	Warehouse	District	Upazila	Phone
<i>No Stockout in Upazila</i>					

“ছেলে হোক, মেয়ে হোক,
দু’টি সন্তানই যথেষ্ট”

Management Information System (MIS)
Directorate General of Family Planning (DGFP)
6, Kawran Bazar, Dhaka- 1215
Email: dirmis@dgfp.gov.bd, dirls@dgfp.gov.bd
www.dgfp.gov.bd, www.scmpbd.org

If you need more information, please visit at <https://www.scmpbd.org>